



# Silverstone Classic

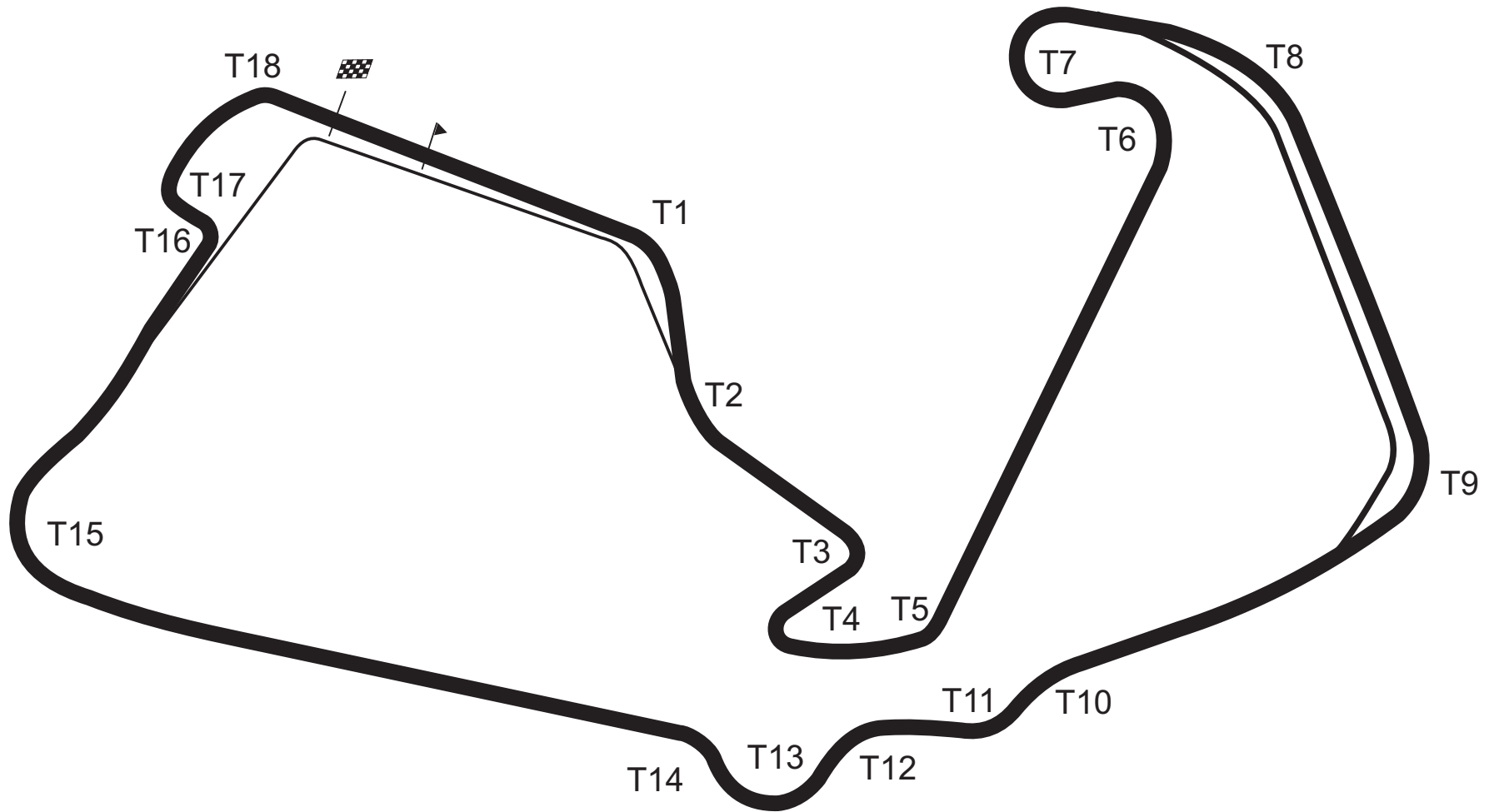
22 – 24 July 2011



Timing and Results by MST SYSTEMS Ltd  
[www.mstworld.com](http://www.mstworld.com)



Silverstone, United Kingdom



# Historic Formula Junior

## RACE 1 - QUALIFYING - Silverstone - 22/23/24 July 2011

POS	NO	CL	DRIVER	NAT	CAR	TIME	LAPS	GAP	MPH
1	1	E	Jon MILICEVIC		Cooper T59	2:23.004	9		91.86
2	69	E	Stuart ROACH		Alexis Mk4	2:23.518	9	0.514	91.53
3	68	E	James MURRAY		Lola Mk 5A	2:23.666	9	0.662	91.43
4	51	E	Michael HIBBERD		Lotus 27	2:24.847	9	1.843	90.69
5	83	E	Denis WELCH		Lotus 22	2:25.075	9	2.071	90.54
6	53	E	Sam WILSON		Cooper T59	2:25.703	7	2.699	90.15
7	80	E	Nick FENNELL		Lotus 27	2:26.256	8	3.252	89.81
8	55	D2	Chris DRAKE		Elva 300	2:26.268	8	3.264	89.81
9	79	E	Andrew HIBBERD		Lotus 22	2:26.566	7	3.562	89.62
10	46	C2	Benn SIMMS		Elva 200	2:26.904	8	3.900	89.42
11	62	E	Simon ARMER		Cooper T59	2:27.748	8	4.744	88.91
12	52	E	James CLARIDGE		Lola MK5A	2:28.828	8	5.824	88.26
13	58	E	Richard SMEETON		Wainer	2:29.096	8	6.092	88.10
14	75	E	Pete MORTON		Lightning Envoyette	2:29.597	8	6.593	87.81
15	93	E	Rudolf ERNST		Lotus 22	2:29.637	8	6.633	87.78
16	170	E	Christian TRABER		Lotus 22	2:31.009	8	8.005	86.99
17	77	E	Steve SMITH		Cooper T59	2:31.194	8	8.190	86.88
18	87	E	Andrew WILKINSON		Cooper T59	2:32.064	8	9.060	86.38
19	65	E	Urs MULLER		Lotus 20/22	2:32.265	8	9.261	86.27
20	56	D2	C BUTLER-HENDERSON		Cooper T56	2:33.006	8	10.002	85.85
21	153	E	Manfredo ROSSI		Lotus 22	2:33.044	6	10.040	85.83
22	73	E	Peter ANSTISS		Lotus 20/22	2:33.291	8	10.287	85.69
23	57	E	John SYKES		Merlyn Mk5/7	2:33.464	8	10.460	85.59
24	72	E	John DOWSON		Brabham BT2	2:33.801	8	10.797	85.41
25	89	E	Mark PANGBORN		Lotus 20B	2:34.050	8	11.046	85.27
26	45	C2	Peter MULLEN		Kieft	2:35.114	8	12.110	84.68
27	31	C2	Robert BARRIE		Lotus 18	2:35.388	8	12.384	84.53
28	5	B2	Simon GOODLIFF		Lola Mk2	2:36.809	8	13.805	83.77
29	61	E	Geoff TURRAL		Lotus 20	2:37.404	7	14.400	83.45
30	183	E	Arlette MULLER		Lotus 22	2:37.641	7	14.637	83.33
31	14	C2	Crispian BESLEY		Cooper T56	2:37.888	5	14.884	83.20
32	11	B2	Brian MITCHAM		U2 Mk2	2:38.554	7	15.550	82.85
33	173	E	Larry KINCH		Lotus 20/22	2:38.608	7	15.604	82.82
34	188	D2	Lance WHITEHEAD		Lotus 20	2:40.231	7	17.227	81.98
35	42	C2	Jeremy DEELEY		Cooper T52	2:40.643	8	17.639	81.77
36	66	D2	Alex MORTON		Ausper T3	2:40.660	8	17.656	81.76
37	54	D2	Kevin MUSSON		Lola Mk3	2:41.196	8	18.192	81.49
38	25	B2	Andrew TART		Bond	2:41.218	8	18.214	81.48
39	39	E	Roger EALAND		Koala	2:41.755	7	18.751	81.21
40	15	B2	David HALL		BMC Mk 1	2:42.445	7	19.441	80.86
41	6	B2	Stephen BARLOW		BMC Mk 1	2:42.526	5	19.522	80.82
42	88	E	Kim SHEARN		Lotus 20/22	2:42.536	4	19.532	80.82
43	63	E	Laine MARTIN		Lotus 20	2:42.625	5	19.621	80.77
44	70	E	Tony SIMMONS		Brabham BT6	2:44.552	7	21.548	79.83
45	47	C1	Richard UTLEY		Caravelle Mk1	2:44.743	4	21.739	79.73
46	85	E	Erwin VAN GELDER		Lotus 20/22	2:45.027	2	22.023	79.60
47	95	D2	Anthony GODDARD		Tojeiro	2:45.551	7	22.547	79.35
48	22	B2	Justin FLEMING		Elva 100	2:46.017	7	23.013	79.12
49	99	B2	Peter ST BARBE		Elva 100	2:46.053	7	23.049	79.11
50	60	C2	Brian JOLLIFFE		Cooper T56	2:46.417	7	23.413	78.93
51	23	D2	Bill HEMMING		Elfin	2:46.817	7	23.813	78.74
52	26	B2	Roger DEXTER		Elva 100	2:48.596	7	25.592	77.91
53	7	B2	Duncan RABAGLIATI		Alexis	2:51.059	7	28.055	76.79
54	28	A	Michael ASHLEY-BROWN		Volpini	2:55.890	6	32.886	74.68
55	165	H	George COOPER		Cooper T59	2:58.432	5	35.428	73.62
56	16	A	Gordon WRIGHT		Stanguellini	3:00.350	7	37.346	72.83
57	125	B2	Bernard BROCK		Elva 100	3:01.395	7	38.391	72.41
58	29	A	Tony STEELE		Taraschi	3:05.926	7	42.922	70.65
59	49	C2	Mike GREGORY		De Tomaso ISIS	3:06.311	7	43.307	70.50
60	12	A	Tony PEARSON		Bandini	3:10.280	6	47.276	69.03
61	41	C2	Chris WILKS		Deep Sanderson	3:12.815	6	49.811	68.13
62	18	B1	Stephen BULLING		Sadler	3:14.347	6	51.343	67.59
63	43	C1	Jon GROSS		Envoy Mk1	13:59.893	3	11:36.889	15.64

Car 14, 153 require working transponders.

Weather/Track: Sun/Dry

These results are provisional until the conclusion of any judicial and technical matters.

Silverstone  
Circuit Length = 3.6490 miles.  
Start: 09:00 End: 09:20

Clerk of the Course:		Timekeeper:
----------------------	--	-------------

# Historic Formula Junior

## RACE 1 - QUALIFYING LAP ANALYSIS - Silverstone - 22/23/24 July 2011

<b>1</b>	<b>Jon MILICEVIC</b>	Cooper T59
1 - X:00.000	6 - 2:25.327	
2 - 2:25.316	7 - 2:25.883	
3 - <b>2:23.004</b>	8 - 2:28.069	
4 - 2:28.223	9 - 2:25.359	
5 - 2:25.214		
<b>5</b>	<b>Simon GOODLIFF</b>	Lola Mk2
1 - X:00.000	6 - 2:37.382	
2 - 2:41.319	7 - 2:41.716	
3 - 2:37.868	8 - 2:40.032	
4 - <b>2:36.809</b>		
5 - 2:37.538		
<b>6</b>	<b>Stephen BARLOW</b>	BMC Mk 1
1 - X:00.000		
2 - 2:50.506		
3 - 2:45.832		
4 - 2:43.288		
5 - <b>2:42.526</b>		
<b>7</b>	<b>Duncan RABAGLIATI</b>	Alexis
1 - X:00.000	6 - 2:54.903	
2 - 2:59.285	7 - <b>2:51.059</b>	
3 - 2:52.785		
4 - 2:55.595		
5 - 2:57.283		
<b>11</b>	<b>Brian MITCHAM</b>	U2 Mk2
1 - X:00.000	6 - 2:38.723	
2 - 2:43.711	7 - <b>2:38.554</b>	
3 - 2:42.393		
4 - 2:39.757		
5 - 2:39.380		
<b>12</b>	<b>Tony PEARSON</b>	Bandini
1 - X:00.000	6 - <b>3:10.280</b>	
2 - 3:28.555		
3 - 3:18.131		
4 - 3:13.242		
5 - 3:12.926		
<b>14</b>	<b>Crispian BESLEY</b>	Cooper T56
1 - X:00.000		
2 - <b>2:37.888</b>		
3 - 7:44.758		
4 - 2:47.059		
5 - 2:43.447		

# Historic Formula Junior

## RACE 1 - QUALIFYING LAP ANALYSIS - Silverstone - 22/23/24 July 2011

(contd.)

<b>15</b>	<b>David HALL</b>	BMC Mk 1
1 - X:00.000	6 - 2:46.265	
2 - 2:50.850	7 - 2:44.978	
3 - 2:43.628		
4 - <b>2:42.445</b>		
5 - 2:43.324		
<b>16</b>	<b>Gordon WRIGHT</b>	Stanguellini
1 - X:00.000	6 - 3:05.122	
2 - 3:08.934	7 - 3:02.607	
3 - 3:08.553		
4 - <b>3:00.350</b>		
5 - 3:04.709		
<b>18</b>	<b>Stephen BULLING</b>	Sadler
1 - X:00.000	6 - 3:15.796	
2 - 3:14.907		
3 - 3:20.460		
4 - 3:14.953		
5 - <b>3:14.347</b>		
<b>22</b>	<b>Justin FLEMING</b>	Elva 100
1 - X:00.000	6 - 2:47.030	
2 - 2:54.424	7 - 2:47.434	
3 - <b>2:46.017</b>		
4 - 2:48.811		
5 - 2:47.744		
<b>23</b>	<b>Bill HEMMING</b>	Elfin
1 - X:00.000	6 - <b>2:46.817</b>	
2 - 2:57.774	7 - 2:47.137	
3 - 2:51.549		
4 - 2:47.228		
5 - 2:48.996		
<b>25</b>	<b>Andrew TART</b>	Bond
1 - X:00.000	6 - <b>2:41.218</b>	
2 - 2:48.810	7 - 2:42.496	
3 - 2:42.453	8 - 2:41.789	
4 - 2:42.388		
5 - 2:42.580		
<b>26</b>	<b>Roger DEXTER</b>	Elva 100
1 - X:00.000	6 - 2:50.074	
2 - 3:02.208	7 - <b>2:48.596</b>	
3 - 2:51.666		
4 - 2:50.580		
5 - 2:49.964		

Car 14, 153 require working transponders.  
Weather/Track: Sun/Dry

# Historic Formula Junior

## RACE 1 - QUALIFYING LAP ANALYSIS - Silverstone - 22/23/24 July 2011

(contd.)

<b>28</b>	<b>Michael ASHLEY-BROWN</b>	Volpini
1 - X:00.000	6 - 2:58.388	
2 - 3:05.388		
3 - 3:02.402		
4 - 2:57.904		
5 - <b>2:55.890</b>		
<b>29</b>	<b>Tony STEELE</b>	Taraschi
1 - X:00.000	6 - 3:06.040	
2 - 3:16.293	7 - 3:09.183	
3 - 3:16.039		
4 - 3:09.335		
5 - <b>3:05.926</b>		
<b>31</b>	<b>Robert BARRIE</b>	Lotus 18
1 - X:00.000	6 - 2:40.575	
2 - 2:39.068	7 - 2:40.160	
3 - 2:35.668	8 - 2:38.375	
4 - <b>2:35.388</b>		
5 - 2:36.728		
<b>39</b>	<b>Roger EALAND</b>	Koala
1 - X:00.000	6 - 2:43.768	
2 - 2:47.311	7 - 2:51.121	
3 - 2:44.343		
4 - <b>2:41.755</b>		
5 - 2:43.696		
<b>41</b>	<b>Chris WILKS</b>	Deep Sanderson
1 - X:00.000	6 - 3:31.075	
2 - <b>3:12.815</b>		
3 - 4:34.701		
4 - 3:38.087		
5 - 3:31.967		
<b>42</b>	<b>Jeremy DEELEY</b>	Cooper T52
1 - X:00.000	6 - 2:43.961	
2 - 2:49.100	7 - 2:41.923	
3 - 2:44.243	8 - 2:42.948	
4 - <b>2:40.643</b>		
5 - 2:42.739		
<b>43</b>	<b>Jon GROSS</b>	Envoy Mk1
1 - <b>X:00.000</b>		
2 - 4:14.735P		
3 - 5:23.349P		

Car 14, 153 require working transponders.  
Weather/Track: Sun/Dry

# Historic Formula Junior

## RACE 1 - QUALIFYING LAP ANALYSIS - Silverstone - 22/23/24 July 2011

(contd.)

<b>45</b>	<b>Peter MULLEN</b>	Kieft
1 - X:00.000	6 - 2:38.881	
2 - 2:40.105	7 - 2:37.157	
3 - 2:35.734	8 - <b>2:35.114</b>	
4 - 2:35.145		
5 - 2:35.846		
<b>46</b>	<b>Benn SIMMS</b>	Elva 200
1 - X:00.000	6 - 2:29.960	
2 - 2:29.853	7 - 2:28.822	
3 - <b>2:26.904</b>	8 - 2:28.681	
4 - 2:30.151		
5 - 2:30.415		
<b>47</b>	<b>Richard UTLEY</b>	Caravelle Mk1
1 - X:00.000		
2 - 3:05.176		
3 - <b>2:44.743</b>		
4 - 3:23.912		
<b>49</b>	<b>Mike GREGORY</b>	De Tomaso ISIS
1 - X:00.000	6 - 3:10.332	
2 - 3:10.708	7 - <b>3:06.311</b>	
3 - 3:09.047		
4 - 3:08.819		
5 - 3:06.783		
<b>51</b>	<b>Michael HIBBERD</b>	Lotus 27
1 - X:00.000	6 - 2:26.054	
2 - 2:27.765	7 - <b>2:24.847</b>	
3 - 2:25.264	8 - 2:26.819	
4 - 2:31.071	9 - 2:30.438	
5 - 2:26.152		
<b>52</b>	<b>James CLARIDGE</b>	Lola MK5A
1 - X:00.000	6 - 2:32.733	
2 - 2:31.712	7 - 2:47.386	
3 - 2:28.888	8 - 2:35.694	
4 - 2:31.491		
5 - <b>2:28.828</b>		
<b>53</b>	<b>Sam WILSON</b>	Cooper T59
1 - X:00.000	6 - 2:26.845	
2 - 2:29.323	7 - <b>2:25.703</b>	
3 - 2:25.897		
4 - 4:56.038		
5 - 4:20.200		

Car 14, 153 require working transponders.  
Weather/Track: Sun/Dry

# Historic Formula Junior

## RACE 1 - QUALIFYING LAP ANALYSIS - Silverstone - 22/23/24 July 2011

(contd.)

<b>54</b>	<b>Kevin MUSSON</b>	Lola Mk3
1 - X:00.000	6 - 2:44.178	
2 - 2:50.660	7 - <b>2:41.196</b>	
3 - 2:43.976	8 - 2:42.713	
4 - 2:45.080		
5 - 2:53.288		
<b>55</b>	<b>Chris DRAKE</b>	Elva 300
1 - X:00.000	6 - 2:26.915	
2 - 2:30.218	7 - 2:28.744	
3 - <b>2:26.268</b>	8 - 3:03.549	
4 - 2:27.927		
5 - 2:31.673		
<b>56</b>	<b>C BUTLER-HENDERSON</b>	Cooper T56
1 - X:00.000	6 - 2:34.187	
2 - 2:38.061	7 - 2:54.067	
3 - 2:33.772	8 - 2:34.862	
4 - <b>2:33.006</b>		
5 - 2:33.091		
<b>57</b>	<b>John SYKES</b>	Merlyn Mk5/7
1 - X:00.000	6 - 2:41.218	
2 - 2:37.161	7 - 2:38.313	
3 - 2:34.935	8 - 2:37.175	
4 - <b>2:33.464</b>		
5 - 2:34.332		
<b>58</b>	<b>Richard SMEETON</b>	Wainer
1 - X:00.000	6 - 2:30.514	
2 - 2:34.340	7 - 2:33.719	
3 - <b>2:29.096</b>	8 - 2:35.186	
4 - 2:30.568		
5 - 2:30.653		
<b>60</b>	<b>Brian JOLLIFFE</b>	Cooper T56
1 - X:00.000	6 - <b>2:46.417</b>	
2 - 3:05.646	7 - 2:47.454	
3 - 2:56.003		
4 - 2:47.030		
5 - 2:47.855		
<b>61</b>	<b>Geoff TURRAL</b>	Lotus 20
1 - X:00.000	6 - 2:51.360	
2 - 2:47.717	7 - <b>2:37.404</b>	
3 - 3:04.079		
4 - 2:37.505		
5 - 2:47.463		

Car 14, 153 require working transponders.  
Weather/Track: Sun/Dry



# Historic Formula Junior

## RACE 1 - QUALIFYING LAP ANALYSIS - Silverstone - 22/23/24 July 2011

(contd.)

<b>62</b>	<b>Simon ARMER</b>	Cooper T59
1 - X:00.000	6 - 2:37.414	
2 - 2:28.162	7 - 2:29.288	
3 - 2:27.871	8 - 2:40.321	
4 - 2:31.493		
5 - <b>2:27.748</b>		
<b>63</b>	<b>Laine MARTIN</b>	Lotus 20
1 - X:00.000		
2 - 2:55.919		
3 - 3:14.824		
4 - 2:45.165		
5 - <b>2:42.625</b>		
<b>65</b>	<b>Urs MULLER</b>	Lotus 20/22
1 - X:00.000	6 - <b>2:32.265</b>	
2 - 2:41.077	7 - 2:35.180	
3 - 2:33.724	8 - 2:33.741	
4 - 2:33.867		
5 - 2:32.763		
<b>66</b>	<b>Alex MORTON</b>	Ausper T3
1 - X:00.000	6 - 2:45.787	
2 - 2:49.312	7 - 2:44.277	
3 - 2:45.627	8 - 2:45.310	
4 - 2:43.866		
5 - <b>2:40.660</b>		
<b>68</b>	<b>James MURRAY</b>	Lola Mk 5A
1 - X:00.000	6 - 2:26.829	
2 - 2:26.111	7 - 2:37.637	
3 - <b>2:23.666</b>	8 - 2:28.762	
4 - 2:32.140	9 - 2:28.311	
5 - 2:29.197		
<b>69</b>	<b>Stuart ROACH</b>	Alexis Mk4
1 - X:00.000	6 - 2:27.730	
2 - 2:26.742	7 - 2:31.671	
3 - <b>2:23.518</b>	8 - 2:28.496	
4 - 2:29.965	9 - 2:29.174	
5 - 2:29.305		
<b>70</b>	<b>Tony SIMMONS</b>	Brabham BT6
1 - X:00.000	6 - 2:47.163	
2 - 2:57.899	7 - 2:51.353	
3 - 2:54.525		
4 - <b>2:44.552</b>		
5 - 2:46.524		

Car 14, 153 require working transponders.  
Weather/Track: Sun/Dry

# Historic Formula Junior

## RACE 1 - QUALIFYING LAP ANALYSIS - Silverstone - 22/23/24 July 2011

(contd.)

<b>72</b>	<b>John DOWSON</b>	Brabham BT2
1 - X:00.000	6 - 2:33.961	
2 - 2:35.936	7 - 2:34.466	
3 - 2:36.039	8 - 2:34.834	
4 - <b>2:33.801</b>		
5 - 2:35.512		
<b>73</b>	<b>Peter ANSTISS</b>	Lotus 20/22
1 - X:00.000	6 - <b>2:33.291</b>	
2 - 2:39.762	7 - 2:35.434	
3 - 2:35.477	8 - 2:33.859	
4 - 2:35.580		
5 - 2:36.698		
<b>75</b>	<b>Pete MORTON</b>	Lightning Envoyette
1 - X:00.000	6 - 2:30.073	
2 - 2:32.350	7 - 2:31.295	
3 - <b>2:29.597</b>	8 - 2:30.589	
4 - 2:32.163		
5 - 2:31.642		
<b>77</b>	<b>Steve SMITH</b>	Cooper T59
1 - X:00.000	6 - 2:31.677	
2 - 2:40.195	7 - 2:32.993	
3 - 2:31.839	8 - 2:31.569	
4 - 2:31.382		
5 - <b>2:31.194</b>		
<b>79</b>	<b>Andrew HIBBERD</b>	Lotus 22
1 - X:00.000	6 - 2:39.882	
2 - <b>2:26.566</b>	7 - 2:39.401	
3 - 2:27.903		
4 - 5:53.951		
5 - 2:31.070		
<b>80</b>	<b>Nick FENNELL</b>	Lotus 27
1 - X:00.000	6 - 2:30.065	
2 - 2:30.528	7 - 2:32.033	
3 - <b>2:26.256</b>	8 - 2:30.032	
4 - 2:27.494		
5 - 2:31.934		
<b>83</b>	<b>Denis WELCH</b>	Lotus 22
1 - X:00.000	6 - <b>2:25.075</b>	
2 - 2:29.129	7 - 2:28.172	
3 - 2:26.489	8 - 2:29.048	
4 - 2:30.863	9 - 2:25.670	
5 - 2:26.832		

Car 14, 153 require working transponders.  
Weather/Track: Sun/Dry

# Historic Formula Junior

## RACE 1 - QUALIFYING LAP ANALYSIS - Silverstone - 22/23/24 July 2011

(contd.)

<b>85</b>	<b>Erwin VAN GELDER</b>	Lotus 20/22
1 - X:00.000 2 - <b>2:45.027</b>		
<b>87</b>	<b>Andrew WILKINSON</b>	Cooper T59
1 - X:00.000      6 - 2:35.602 2 - 2:34.847      7 - 2:34.715 3 - <b>2:32.064</b> 8 - 2:34.481 4 - 2:33.065 5 - 2:34.175		
<b>88</b>	<b>Kim SHEARN</b>	Lotus 20/22
1 - X:00.000 2 - 2:58.825 3 - 2:48.772 4 - <b>2:42.536</b>		
<b>89</b>	<b>Mark PANGBORN</b>	Lotus 20B
1 - X:00.000      6 - 2:36.460 2 - 2:38.243      7 - 2:36.195 3 - 2:34.853      8 - 2:34.258 4 - <b>2:34.050</b> 5 - 2:35.385		
<b>93</b>	<b>Rudolf ERNST</b>	Lotus 22
1 - X:00.000      6 - 2:32.490 2 - 2:34.174      7 - 2:40.502 3 - <b>2:29.637</b> 8 - 2:32.168 4 - 2:34.748 5 - 2:35.068		
<b>95</b>	<b>Anthony GODDARD</b>	Tojeiro
1 - X:00.000      6 - 2:49.457 2 - 2:57.178      7 - <b>2:45.551</b> 3 - 2:49.510 4 - 2:47.341 5 - 2:46.486		
<b>99</b>	<b>Peter ST BARBE</b>	Elva 100
1 - X:00.000      6 - 2:47.417 2 - 2:51.989      7 - <b>2:46.053</b> 3 - 2:46.681 4 - 2:54.927 5 - 2:48.122		

Car 14, 153 require working transponders.  
Weather/Track: Sun/Dry

# Historic Formula Junior

## RACE 1 - QUALIFYING LAP ANALYSIS - Silverstone - 22/23/24 July 2011

(contd.)

<b>125</b>	<b>Bernard BROCK</b>	Elva 100
1 - X:00.000	6 - <b>3:01.395</b>	
2 - 3:06.708	7 - 3:02.340	
3 - 3:07.632		
4 - 3:04.170		
5 - 3:05.527		
<b>153</b>	<b>Manfredo ROSSI</b>	Lotus 22
1 - X:00.000	6 - <b>2:33.044</b>	
2 - 2:37.457		
3 - 2:39.125		
4 - 2:33.699		
5 - 5:38.077		
<b>165</b>	<b>George COOPER</b>	Cooper T59
1 - X:00.000		
2 - 3:01.740		
3 - 3:00.319		
4 - <b>2:58.432</b>		
5 - 3:09.167		
<b>170</b>	<b>Christian TRABER</b>	Lotus 22
1 - X:00.000	6 - 2:32.406	
2 - 2:46.730	7 - 2:31.828	
3 - 2:36.587	8 - <b>2:31.009</b>	
4 - 2:33.153		
5 - 2:32.225		
<b>173</b>	<b>Larry KINCH</b>	Lotus 20/22
1 - X:00.000	6 - 2:38.973	
2 - 2:50.159	7 - <b>2:38.608</b>	
3 - 2:43.954		
4 - 2:39.574		
5 - 2:38.704		
<b>183</b>	<b>Arlette MULLER</b>	Lotus 22
1 - X:00.000	6 - 2:49.956	
2 - 2:53.449	7 - 2:39.101	
3 - 2:51.139		
4 - 2:42.802		
5 - <b>2:37.641</b>		
<b>188</b>	<b>Lance WHITEHEAD</b>	Lotus 20
1 - X:00.000	6 - 2:43.119	
2 - 2:55.386	7 - <b>2:40.231</b>	
3 - 2:50.140		
4 - 2:47.818		
5 - 2:46.640		

Car 14, 153 require working transponders.  
Weather/Track: Sun/Dry


# The RAC Woodcote Trophy

## RACE 3 - GRID - Silverstone - 22/23/24 July 2011

ROW  
27  
ROW  
26  
ROW  
25  
ROW  
24  
ROW  
23  
ROW  
22  
ROW  
21  
ROW  
20  
ROW  
19  
ROW  
18  
ROW  
17  
ROW  
16  
ROW  
15  
ROW  
14  
ROW  
13  
ROW  
12  
ROW  
11  
ROW  
10  
ROW  
9  
ROW  
8  
ROW  
7  
ROW  
6  
ROW  
5  
ROW  
4  
ROW  
3  
ROW  
2  
ROW  
1

62	Rea	49	Cussons
121	Allen	67	Grandidier/Wilhelm
45	Bailey	14	Terrell
36	Batchelor	37	Muller
24	Roberts/Floyd	59	Rettenmaier
31	Guest	9	Chase Gardener/Allen
22	Hodson/Hodson	52	Chase Gardener/Allen
48	McWhirter/McWhirter	53	Galliers Pratt
50	Hoble	18	Rawe
25	Ruddell	30	White/Payne
10	Hall/Adams	210	Montgomery/Mills
34	Midgley/Hope	43	Parsons/Blakeney Edwards
16	Jolly	44	Thorne/Todd
77	Van Der Kroft/McCaig	38	Ames/Burnett
47	McGuire/Wigley	46	List
55	Wills/Radisch	61	Drake
4	Champion/Stretton	32	Vogele/Green
12	Frankel/Frankel	58	Turner/Blackhall
26	Singer/Singer	132	Skipworth/Skipworth
57	Verey	29	Corfield/Welch
27	Bennett/Woodgate	60	Ure/Mann
1	Melling/Hall	11	Lindsay/Wakeman
23	Wood/Wood	122	Finburgh/Clark
3	Buxton/Steele	85	Bond
51	Huni/Pearson	6	Vogele/Green
5	Arif/Buncomb	54	Hood/Smith
		20	Monteverde/Pearson

POLE



Weather/Track: Sun/Dry

These results are provisional until the conclusion of any judicial and technical matters.

Silverstone  
Circuit Length = 3.6490 miles.  
Start: 09:32 End: 10:02

Clerk of the Course:

Timekeeper:


# Historic Formula Junior

## RACE 15 - GRID - Silverstone - 22/23/24 July 2011

ROW  
27  
ROW  
26  
ROW  
25  
ROW  
24  
ROW  
23  
ROW  
22  
ROW  
21  
ROW  
20  
ROW  
19  
ROW  
18  
ROW  
17  
ROW  
16  
ROW  
15  
ROW  
14  
ROW  
13  
ROW  
12  
ROW  
11  
ROW  
10  
ROW  
9  
ROW  
8  
ROW  
7  
ROW  
6  
ROW  
5  
ROW  
4  
ROW  
3  
ROW  
2  
ROW  
1

43	GROSS	18	BULLING
41	WILKS	12	PEARSON
49	GREGORY	29	STEELE
125	BROCK	16	WRIGHT
28	ASHLEY-BROWN	26	DEXTER
23	HEMMING	99	ST BARBE
22	FLEMING	95	GODDARD
85	VAN GELDER	47	UTLEY
70	SIMMONS	88	SHEARN
6	BARLOW	15	HALL
39	EALAND	25	TART
66	A.MORTON	42	DEELEY
188	WHITEHEAD	11	MITCHAM
14	BESLEY	5	GOODLIFF
31	BARRIE	45	MULLEN
89	PANGBORN	72	DOWSON
57	SYKES	73	ANSTISS
153	ROSSI	56	BUTLER-HENDERSON
65	MULLER	87	WILKINSON
77	SMITH	170	TRABER
93	ERNST	75	P.MORTON
52	CLARIDGE	62	ARMER
46	SIMMS	79	A.HIBBERD
55	DRAKE	80	FENNELL
53	WILSON	83	WELCH
51	M.HIBBERD	68	MURRAY
69	ROACH	1	MILICEVIC

POLE



Reserves in order 63, 173, 165, 61, 60.

Silverstone  
Circuit Length = 3.6490 miles.

Clerk of the Course:		Timekeeper:
----------------------	--	-------------

# Historic Formula Junior

## RACE 1 - CLASSIFICATION - Silverstone - 22/23/24 July 2011

POS	NO	CL	DRIVER	NAT	CAR	TIME	LAPS	GAP	MPH	BEST
1	53	E	Sam WILSON		Cooper T59	20:17.238	8		86.08	2:27.760
2	1	E	Jon MILICEVIC		Cooper T59	20:17.474	8	0.236	86.07	2:27.609
3	46	C2	Benn SIMMS		Elva 200	20:52.906	8	35.668	83.63	2:32.040
4	83	E	Denis WELCH		Lotus 22	20:52.975	8	35.737	83.63	2:32.082
5	55	D2	Chris DRAKE		Elva 300	21:35.913	8	1:18.675	80.86	2:33.262
6	51	E	Michael HIBBERD		Lotus 27	21:37.238	8	1:20.000	80.77	2:34.249
7	65	E	Urs MULLER		Lotus 20/22	21:40.625	8	1:23.387	80.56	2:34.613
8	77	E	Steve SMITH		Cooper T59	21:41.528	8	1:24.290	80.51	2:34.974
9	170	E	Christian TRABER		Lotus 22	21:41.913	8	1:24.675	80.48	2:35.436
10	62	E	Simon ARMER		Cooper T59	21:42.213	8	1:24.975	80.47	2:34.769
11	68	E	James MURRAY		Lola Mk 5A	21:44.387	8	1:27.149	80.33	2:36.009
12	52	E	James CLARIDGE		Lola MK5A	21:51.813	8	1:34.575	79.88	2:37.137
13	80	E	Nick FENNELL		Lotus 27	21:57.248	8	1:40.010	79.55	2:34.776
14	79	E	Andrew HIBBERD		Lotus 22	22:01.240	8	1:44.002	79.31	2:34.282
15	85	E	Erwin VAN GELDER		Lotus 20/22	22:02.352	8	1:45.114	79.24	2:33.407
16	56	D2	C BUTLER-HENDERSON		Cooper T56	22:06.823	8	1:49.585	78.97	2:34.780
17	89	E	Mark PANGBORN		Lotus 20B	22:10.490	8	1:53.252	78.76	2:37.335
18	73	E	Peter ANSTISS		Lotus 20/22	22:11.008	8	1:53.770	78.72	2:37.981
19	57	E	John SYKES		Merlyn Mk5/7	22:29.327	8	2:12.089	77.66	2:41.130
20	72	E	John DOWSON		Brabham BT2	22:35.955	8	2:18.717	77.28	2:42.549
21	45	C2	Peter MULLEN		Kieft	22:45.173	8	2:27.935	76.75	2:44.589
22	14	C2	Crispian BESLEY		Cooper T56	22:46.512	8	2:29.274	76.68	2:42.001
23	87	E	Andrew WILKINSON		Cooper T59	22:48.268	8	2:31.030	76.58	2:45.025
24	25	B2	Andrew TART		Bond	22:54.092	8	2:36.854	76.26	2:43.841
25	11	B2	Brian MITCHAM		U2 Mk2	22:58.815	8	2:41.577	75.99	2:42.566
26	75	E	Pete MORTON		Lightning Envoyette	20:33.996	7	1 LAP	74.27	2:41.468
27	42	C2	Jeremy DEELEY		Cooper T52	20:37.932	7	1 LAP	74.03	2:44.982
28	66	D2	Alex MORTON		Ausper T3	20:39.776	7	1 LAP	73.92	2:47.531
29	15	B2	David HALL		BMC Mk 1	20:44.693	7	1 LAP	73.63	2:49.892
30	93	E	Rudolf ERNST		Lotus 22	20:52.286	7	1 LAP	73.18	2:46.161
31	6	B2	Stephen BARLOW		BMC Mk 1	20:59.299	7	1 LAP	72.78	2:51.741
32	39	E	Roger EALAND		Koala	21:09.397	7	1 LAP	72.20	2:56.722
33	95	D2	Anthony GODDARD		Tojeiro	21:09.644	7	1 LAP	72.18	2:53.853
34	88	E	Kim SHEARN		Lotus 20/22	21:23.690	7	1 LAP	71.39	2:48.799
35	23	D2	Bill HEMMING		Elfin	21:45.158	7	1 LAP	70.22	2:58.388
36	22	B2	Justin FLEMING		Elva 100	21:52.653	7	1 LAP	69.82	2:51.966
37	99	B2	Peter ST BARBE		Elva 100	21:53.609	7	1 LAP	69.77	2:54.191
38	70	E	Tony SIMMONS		Brabham BT6	21:57.105	7	1 LAP	69.58	2:59.157
39	47	C1	Richard UTLEY		Caravelle Mk1	22:02.287	7	1 LAP	69.31	2:58.030
40	26	B2	Roger DEXTER		Elva 100	22:10.250	7	1 LAP	68.89	2:56.336
41	125	B2	Bernard BROCK		Elva 100	22:14.421	7	1 LAP	68.68	2:59.848
42	43	C1	Jon GROSS		Envoy Mk1	22:42.044	7	1 LAP	67.29	2:58.963
43	49	C2	Mike GREGORY		De Tomaso ISIS	23:32.258	7	1 LAP	64.89	3:11.069
44	16	A	Gordon WRIGHT		Stanguellini	20:17.241	6	2 LAPS	64.50	3:11.811
45	41	C2	Chris WILKS		Deep Sanderson	20:28.304	6	2 LAPS	63.92	3:14.305
46	29	A	Tony STEELE		Taraschi	20:59.322	6	2 LAPS	62.34	3:13.677
47	18	B1	Stephen BULLING		Sadler	21:12.690	6	2 LAPS	61.69	3:23.421

### NOT CLASSIFIED

5	B2	Simon GOODLIFF	Lola Mk2	17:16.726	6	D.N.F.	75.73	2:45.018
153	E	Manfredo ROSSI	Lotus 22	5:32.376	2	D.N.F.	78.13	2:39.904
183	E	Arlette MULLER	Lotus 22	6:41.047	2	D.N.F.	64.75	3:01.156
188	D2	Lance WHITEHEAD	Lotus 20	6:44.177	2	D.N.F.	64.25	3:09.981
69	E	Stuart ROACH	Alexis Mk4	2:39.995	1	D.N.F.	80.21	2:39.995

### FASTEST LAP

1	E	Jon MILICEVIC	Cooper T59	2:27.609	8	88.99mph	143.22kph
46	C2	Benn SIMMS	Elva 200	2:32.040	7	86.40mph	139.04kph
55	D2	Chris DRAKE	Elva 300	2:33.262	8	85.71mph	137.94kph
11	B2	Brian MITCHAM	U2 Mk2	2:42.566	8	80.80mph	130.04kph
47	C1	Richard UTLEY	Caravelle Mk1	2:58.030	7	73.78mph	118.74kph
16	A	Gordon WRIGHT	Stanguellini	3:11.811	6	68.48mph	110.21kph
18	B1	Stephen BULLING	Sadler	3:23.421	5	64.57mph	103.92kph

Silverstone

Circuit Length = 3.6490 miles.

Start: 09:08 End: 09:29

Weather/Track: Bright/Dry

These results are provisional until the conclusion of any judicial and technical matters.

Clerk of the Course:		Timekeeper:
----------------------	--	-------------

# Historic Formula Junior

## RACE 1 - LAP ANALYSIS - Silverstone - 22/23/24 July 2011

<b>1</b>	<b>Jon MILICEVIC</b>	Cooper T59
1 - 2:38.366	6 - 2:30.838	
2 - 2:35.667	7 - 2:28.584	
3 - 2:31.372	8 - <b>2:27.609</b>	
4 - 2:32.920		
5 - 2:32.118		
<b>5</b>	<b>Simon GOODLIFF</b>	Lola Mk2
1 - 3:07.542	6 - 2:45.971	
2 - 2:58.901		
3 - 2:52.455		
4 - 2:46.839		
5 - <b>2:45.018</b>		
<b>6</b>	<b>Stephen BARLOW</b>	BMC Mk 1
1 - 3:19.031	6 - <b>2:51.741</b>	
2 - 3:02.517	7 - 2:54.276	
3 - 3:01.892		
4 - 2:56.393		
5 - 2:53.449		
<b>11</b>	<b>Brian MITCHAM</b>	U2 Mk2
1 - 3:11.226	6 - 2:58.137	
2 - 3:00.888	7 - 2:47.057	
3 - 2:48.219	8 - <b>2:42.566</b>	
4 - 2:46.243		
5 - 2:44.479		
<b>14</b>	<b>Crispian BESLEY</b>	Cooper T56
1 - 3:05.830	6 - 2:45.964	
2 - 2:56.594	7 - 2:47.970	
3 - 2:52.052	8 - <b>2:42.001</b>	
4 - 2:49.005		
5 - 2:47.096		
<b>15</b>	<b>David HALL</b>	BMC Mk 1
1 - 3:15.331	6 - <b>2:49.892</b>	
2 - 3:00.493	7 - 2:53.980	
3 - 2:56.313		
4 - 2:54.476		
5 - 2:54.208		
<b>16</b>	<b>Gordon WRIGHT</b>	Stanguellini
1 - 3:47.439	6 - <b>3:11.811</b>	
2 - 3:26.776		
3 - 3:22.897		
4 - 3:13.685		
5 - 3:14.633		



# Historic Formula Junior

## RACE 1 - LAP ANALYSIS - Silverstone - 22/23/24 July 2011

(contd.)

<b>18</b>	<b>Stephen BULLING</b>	Sadler
1 - 3:51.000	6 - 3:30.784	
2 - 3:26.261		
3 - 3:29.318		
4 - 3:31.906		
5 - <b>3:23.421</b>		
<b>22</b>	<b>Justin FLEMING</b>	Elva 100
1 - 3:46.666	6 - 2:53.011	
2 - 3:13.491	7 - <b>2:51.966</b>	
3 - 3:09.200		
4 - 3:01.975		
5 - 2:56.344		
<b>23</b>	<b>Bill HEMMING</b>	Elfin
1 - 3:26.480	6 - 2:59.719	
2 - 3:12.590	7 - <b>2:58.388</b>	
3 - 3:07.512		
4 - 3:01.022		
5 - 2:59.447		
<b>25</b>	<b>Andrew TART</b>	Bond
1 - 3:14.654	6 - 2:45.999	
2 - 2:58.001	7 - 2:48.739	
3 - 2:49.501	8 - 2:47.517	
4 - 2:45.840		
5 - <b>2:43.841</b>		
<b>26</b>	<b>Roger DEXTER</b>	Elva 100
1 - 3:36.047	6 - 3:02.885	
2 - 3:15.004	7 - <b>2:56.336</b>	
3 - 3:09.661		
4 - 3:07.459		
5 - 3:02.858		
<b>29</b>	<b>Tony STEELE</b>	Taraschi
1 - 3:50.162	6 - 3:52.015	
2 - 3:25.254		
3 - 3:21.864		
4 - <b>3:13.677</b>		
5 - 3:16.350		
<b>39</b>	<b>Roger EALAND</b>	Koala
1 - 3:10.111	6 - 2:58.309	
2 - 3:04.566	7 - 2:59.518	
3 - 3:02.762		
4 - <b>2:56.722</b>		
5 - 2:57.409		

# Historic Formula Junior

## RACE 1 - LAP ANALYSIS - Silverstone - 22/23/24 July 2011

(contd.)

<b>41</b>	<b>Chris WILKS</b>	Deep Sanderson
1 - 3:49.728	6 - 3:19.949	
2 - 3:24.993		
3 - 3:20.253		
4 - <b>3:14.305</b>		
5 - 3:19.076		
<b>42</b>	<b>Jeremy DEELEY</b>	Cooper T52
1 - 3:24.753	6 - 2:45.058	
2 - 3:09.189	7 - <b>2:44.982</b>	
3 - 2:54.727		
4 - 2:50.338		
5 - 2:48.885		
<b>43</b>	<b>Jon GROSS</b>	Envoy Mk1
1 - 3:44.776	6 - 3:03.273	
2 - 3:20.391	7 - <b>2:58.963</b>	
3 - 3:22.170		
4 - 3:06.244		
5 - 3:06.227		
<b>45</b>	<b>Peter MULLEN</b>	Kieft
1 - 3:06.230	6 - <b>2:44.589</b>	
2 - 2:56.698	7 - 2:45.162	
3 - 2:53.141	8 - 2:45.333	
4 - 2:47.759		
5 - 2:46.261		
<b>46</b>	<b>Benn SIMMS</b>	Elva 200
1 - 2:43.059	6 - 2:35.470	
2 - 2:37.637	7 - <b>2:32.040</b>	
3 - 2:37.102	8 - 2:35.402	
4 - 2:36.684		
5 - 2:35.512		
<b>47</b>	<b>Richard UTLEY</b>	Caravelle Mk1
1 - 3:24.508	6 - 3:08.460	
2 - 3:14.055	7 - <b>2:58.030</b>	
3 - 3:08.912		
4 - 3:04.333		
5 - 3:03.989		
<b>49</b>	<b>Mike GREGORY</b>	De Tomaso ISIS
1 - 3:45.750	6 - 3:14.075	
2 - 3:22.342	7 - 3:17.020	
3 - 3:20.671		
4 - <b>3:11.069</b>		
5 - 3:21.331		

# Historic Formula Junior

## RACE 1 - LAP ANALYSIS - Silverstone - 22/23/24 July 2011

(contd.)

<b>51</b>	<b>Michael HIBBERD</b>	Lotus 27
1 - 2:57.272	6 - 2:40.999	
2 - 2:47.174	7 - 2:35.041	
3 - 2:41.063	8 - <b>2:34.249</b>	
4 - 2:41.982		
5 - 2:39.458		
<b>52</b>	<b>James CLARIDGE</b>	Lola MK5A
1 - 2:57.547	6 - 2:42.944	
2 - 2:48.324	7 - <b>2:37.137</b>	
3 - 2:43.885	8 - 2:39.890	
4 - 2:40.395		
5 - 2:41.691		
<b>53</b>	<b>Sam WILSON</b>	Cooper T59
1 - 2:41.833	6 - 2:29.055	
2 - 2:33.318	7 - 2:27.998	
3 - 2:30.741	8 - <b>2:27.760</b>	
4 - 2:37.601		
5 - 2:28.932		
<b>55</b>	<b>Chris DRAKE</b>	Elva 300
1 - 3:06.401	6 - 2:36.312	
2 - 2:50.020	7 - 2:33.585	
3 - 2:43.657	8 - <b>2:33.262</b>	
4 - 2:37.549		
5 - 2:35.127		
<b>56</b>	<b>C BUTLER-HENDERSON</b>	Cooper T56
1 - 2:54.970	6 - 2:37.574	
2 - 2:46.414	7 - 2:36.096	
3 - 3:17.963	8 - <b>2:34.780</b>	
4 - 2:38.853		
5 - 2:40.173		
<b>57</b>	<b>John SYKES</b>	Merlyn Mk5/7
1 - 3:04.537	6 - 2:45.320	
2 - 2:51.236	7 - 2:43.164	
3 - 2:50.794	8 - <b>2:41.130</b>	
4 - 2:47.026		
5 - 2:46.120		
<b>61</b>	<b>Geoff TURRAL</b>	Lotus 20
1 - 3:31.140		
2 - <b>3:05.809</b>		

# Historic Formula Junior

## RACE 1 - LAP ANALYSIS - Silverstone - 22/23/24 July 2011

(contd.)

<b>62</b>	<b>Simon ARMER</b>	Cooper T59
1 - 2:54.433	6 - 2:40.867	
2 - 2:46.741	7 - <b>2:34.769</b>	
3 - 2:54.316	8 - 2:35.425	
4 - 2:38.187		
5 - 2:37.475		
<b>63</b>	<b>Laine MARTIN</b>	Lotus 20
1 - 3:48.502		
2 - 3:20.906		
3 - 3:13.717		
4 - <b>3:09.924</b>		
<b>65</b>	<b>Urs MULLER</b>	Lotus 20/22
1 - 2:55.538	6 - 2:40.098	
2 - 2:46.741	7 - <b>2:34.613</b>	
3 - 2:45.648	8 - 2:36.139	
4 - 2:41.256		
5 - 2:40.592		
<b>66</b>	<b>Alex MORTON</b>	Ausper T3
1 - 3:14.266	6 - 2:51.699	
2 - 3:00.512	7 - <b>2:47.531</b>	
3 - 2:56.447		
4 - 2:55.068		
5 - 2:54.253		
<b>68</b>	<b>James MURRAY</b>	Lola Mk 5A
1 - 2:52.289	6 - 2:42.272	
2 - 2:48.045	7 - <b>2:36.009</b>	
3 - 2:44.188	8 - 2:36.827	
4 - 2:42.545		
5 - 2:42.212		
<b>69</b>	<b>Stuart ROACH</b>	Alexis Mk4
1 - <b>2:39.995</b>		
<b>70</b>	<b>Tony SIMMONS</b>	Brabham BT6
1 - 3:23.526	6 - 3:12.949	
2 - 3:14.164	7 - 3:01.471	
3 - 3:04.633		
4 - 3:01.205		
5 - <b>2:59.157</b>		

CARS 61, 63, 165 - BLACK FLAGGED  
Weather/Track: Bright/Dry

# Historic Formula Junior

## RACE 1 - LAP ANALYSIS - Silverstone - 22/23/24 July 2011

(contd.)

<b>72</b>	<b>John DOWSON</b>	Brabham BT2
1 - 3:05.185	6 - <b>2:42.549</b>	
2 - 2:53.149	7 - 2:51.925	
3 - 2:50.662	8 - 2:42.667	
4 - 2:44.902		
5 - 2:44.916		
<b>73</b>	<b>Peter ANSTISS</b>	Lotus 20/22
1 - 3:03.665	6 - 2:42.187	
2 - 2:53.876	7 - <b>2:37.981</b>	
3 - 2:49.418	8 - 2:39.160	
4 - 2:43.078		
5 - 2:41.643		
<b>75</b>	<b>Pete MORTON</b>	Lightning Envoyette
1 - 3:29.585	6 - 2:45.832	
2 - 3:04.792	7 - <b>2:41.468</b>	
3 - 2:52.578		
4 - 2:51.136		
5 - 2:48.605		
<b>77</b>	<b>Steve SMITH</b>	Cooper T59
1 - 2:54.970	6 - 2:41.216	
2 - 2:46.815	7 - <b>2:34.974</b>	
3 - 2:45.236	8 - 2:35.772	
4 - 2:41.486		
5 - 2:41.059		
<b>79</b>	<b>Andrew HIBBERD</b>	Lotus 22
1 - 3:11.389	6 - 2:39.452	
2 - 2:49.231	7 - <b>2:34.282</b>	
3 - 2:43.772	8 - 2:34.784	
4 - 2:35.792		
5 - 2:52.538		
<b>80</b>	<b>Nick FENNELL</b>	Lotus 27
1 - 3:06.887	6 - 2:39.533	
2 - 2:54.428	7 - <b>2:34.776</b>	
3 - 2:46.141	8 - 2:37.247	
4 - 2:40.896		
5 - 2:37.340		
<b>83</b>	<b>Denis WELCH</b>	Lotus 22
1 - 2:42.953	6 - 2:32.468	
2 - 2:40.136	7 - <b>2:32.082</b>	
3 - 2:37.238	8 - 2:34.926	
4 - 2:35.092		
5 - 2:38.080		

CARS 61, 63, 165 - BLACK FLAGGED  
Weather/Track: Bright/Dry

# Historic Formula Junior

## RACE 1 - LAP ANALYSIS - Silverstone - 22/23/24 July 2011

(contd.)

<b>85</b>	<b>Erwin VAN GELDER</b>	Lotus 20/22
1 - 3:12.253	6 - 2:38.162	
2 - 2:56.466	7 - <b>2:33.407</b>	
3 - 2:47.463	8 - 2:33.982	
4 - 2:40.979		
5 - 2:39.640		
<b>87</b>	<b>Andrew WILKINSON</b>	Cooper T59
1 - 2:55.760	6 - 2:55.213	
2 - 2:50.275	7 - 2:54.815	
3 - 2:47.740	8 - 2:53.804	
4 - <b>2:45.025</b>		
5 - 2:45.636		
<b>88</b>	<b>Kim SHEARN</b>	Lotus 20/22
1 - 3:27.019	6 - 2:51.982	
2 - 3:16.059	7 - <b>2:48.799</b>	
3 - 3:06.593		
4 - 2:58.390		
5 - 2:54.848		
<b>89</b>	<b>Mark PANGBORN</b>	Lotus 20B
1 - 3:02.275	6 - 2:43.170	
2 - 2:52.259	7 - <b>2:37.335</b>	
3 - 2:49.477	8 - 2:37.628	
4 - 2:45.090		
5 - 2:43.256		
<b>93</b>	<b>Rudolf ERNST</b>	Lotus 22
1 - 3:36.267	6 - 2:48.522	
2 - 3:04.321	7 - <b>2:46.161</b>	
3 - 2:59.623		
4 - 2:49.252		
5 - 2:48.140		
<b>95</b>	<b>Anthony GODDARD</b>	Tojeiro
1 - 3:24.997	6 - 2:54.635	
2 - 3:06.577	7 - <b>2:53.853</b>	
3 - 2:58.297		
4 - 2:56.526		
5 - 2:54.759		
<b>99</b>	<b>Peter ST BARBE</b>	Elva 100
1 - 3:28.872	6 - 2:55.663	
2 - 3:16.792	7 - <b>2:54.191</b>	
3 - 3:13.888		
4 - 3:05.014		
5 - 2:59.189		

# Historic Formula Junior

## RACE 1 - LAP ANALYSIS - Silverstone - 22/23/24 July 2011

(contd.)

<b>125</b>	<b>Bernard BROCK</b>	Elva 100
1 - 3:38.188	6 - 3:02.225	
2 - 3:14.457	7 - 3:00.544	
3 - 3:09.614		
4 - 3:09.545		
5 - <b>2:59.848</b>		
<b>153</b>	<b>Manfredo ROSSI</b>	Lotus 22
1 - 2:52.472		
2 - <b>2:39.904</b>		
<b>165</b>	<b>George COOPER</b>	Cooper T59
1 - 3:25.475	6 - 3:37.351	
2 - 3:04.800	7 - <b>2:50.252</b>	
3 - 2:54.963		
4 - 2:51.806		
5 - 3:03.961P		
<b>170</b>	<b>Christian TRABER</b>	Lotus 22
1 - 2:56.351	6 - 2:40.936	
2 - 2:47.389	7 - 2:35.439	
3 - 2:45.404	8 - <b>2:35.436</b>	
4 - 2:40.453		
5 - 2:40.505		
<b>183</b>	<b>Arlette MULLER</b>	Lotus 22
1 - <b>3:01.156</b>		
2 - 3:39.891		
<b>188</b>	<b>Lance WHITEHEAD</b>	Lotus 20
1 - 3:34.196		
2 - <b>3:09.981</b>		

# Historic Formula Junior

## RACE 1 - LAP CHART - Silverstone - 22/23/24 July 2011

Lap 1			Lap 2			Lap 3			Lap 4			Lap 5		
No	Behind	Laptime	No	Behind	Laptime	No	Behind	Laptime	No	Behind	Laptime	No	Behind	Laptime
1		2:38.366	1		2:35.667	1		2:31.372	1		2:32.920	1		2:32.118
69	1.629	2:39.995	53	1.118	2:33.318	53	0.487	2:30.741	63	1 LAP	3:13.717	47	1 LAP	3:04.333
53	3.467	2:41.833	46	6.663	2:37.637	46	12.393	2:37.102	53	5.168	2:37.601	53	1.982	2:28.932
83	4.587	2:42.953	83	9.056	2:40.136	83	14.922	2:37.238	43	1 LAP	3:22.170	99	1 LAP	3:05.014
46	4.693	2:43.059	153	18.343	2:39.904	68	39.117	2:44.188	49	1 LAP	3:20.671	26	1 LAP	3:07.459
68	13.923	2:52.289	68	26.301	2:48.045	51	40.104	2:41.063	46	16.157	2:36.684	46	19.551	2:35.512
153	14.106	2:52.472	62	27.141	2:46.741	77	41.616	2:45.236	41	1 LAP	3:20.253	22	1 LAP	3:01.975
62	16.067	2:54.433	56	27.351	2:46.414	65	42.522	2:45.648	83	17.094	2:35.092	125	1 LAP	3:09.545
56	16.604	2:54.970	77	27.752	2:46.815	170	43.739	2:45.404	16	1 LAP	3:22.897	83	23.056	2:38.080
77	16.604	2:54.970	65	28.246	2:46.741	52	44.351	2:43.885	29	1 LAP	3:21.864	63	1 LAP	3:09.924
65	17.172	2:55.538	170	29.707	2:47.389	87	48.370	2:47.740	18	1 LAP	3:29.318	43	1 LAP	3:06.244
87	17.394	2:55.760	51	30.413	2:47.174	62	50.085	2:54.316	68	48.742	2:42.545	49	1 LAP	3:11.069
170	17.985	2:56.351	52	31.838	2:48.324	55	54.673	2:43.657	51	49.166	2:41.982	51	56.506	2:39.458
51	18.906	2:57.272	87	32.002	2:50.275	89	58.606	2:49.477	77	50.182	2:41.486	68	58.836	2:42.212
52	19.181	2:57.547	89	40.501	2:52.259	79	58.987	2:43.772	65	50.858	2:41.256	41	1 LAP	3:14.305
183	22.790	3:01.156	57	41.740	2:51.236	57	1:01.162	2:50.794	170	51.272	2:40.453	65	59.332	2:40.592
89	23.909	3:02.275	55	42.388	2:50.020	73	1:01.554	2:49.418	52	51.826	2:40.395	77	59.123	2:41.059
73	25.299	3:03.665	73	43.508	2:53.876	80	1:02.051	2:46.141	62	55.352	2:38.187	170	59.659	2:40.505
57	26.171	3:04.537	72	44.301	2:53.149	72	1:03.591	2:50.662	55	59.302	2:37.549	16	1 LAP	3:13.685
72	26.819	3:05.185	79	46.587	2:49.231	14	1:09.071	2:52.052	87	1:00.475	2:45.025	29	1 LAP	3:13.677
14	27.464	3:05.830	80	47.282	2:54.428	45	1:10.664	2:53.141	79	1:01.859	2:35.792	62	1:00.709	2:37.475
45	27.864	3:06.230	14	48.391	2:56.594	85	1:10.777	2:47.463	80	1:10.027	2:40.896	52	1:01.399	2:41.691
55	28.035	3:06.401	45	48.895	2:56.698	5	1:13.493	2:52.455	89	1:10.776	2:45.090	55	1:02.311	2:35.127
80	28.521	3:06.887	5	52.410	2:58.901	56	1:13.942	3:17.963	73	1:11.712	2:43.078	87	1:13.993	2:45.636
5	29.176	3:07.542	85	54.686	2:56.466	11	1:14.928	2:48.219	57	1:15.268	2:47.026	80	1:15.249	2:37.340
39	31.745	3:10.111	11	58.081	3:00.888	25	1:16.751	2:49.501	72	1:15.573	2:44.902	73	1:21.237	2:41.643
11	32.860	3:11.226	25	58.622	2:58.001	66	1:25.820	2:56.447	85	1:18.836	2:40.979	89	1:21.914	2:43.256
79	33.023	3:11.389	39	1:00.644	3:04.566	15	1:26.732	2:56.313	56	1:19.875	2:38.853	79	1:22.279	2:52.538
85	33.887	3:12.253	66	1:00.745	3:00.512	39	1:32.034	3:02.762	14	1:25.156	2:49.005	85	1:26.358	2:39.640
66	35.900	3:14.266	15	1:01.791	3:00.493	6	1:38.035	3:01.892	45	1:25.503	2:47.759	56	1:27.930	2:40.173
25	36.288	3:14.654	6	1:07.515	3:02.517	165	1:39.833	2:54.963	5	1:27.412	2:46.839	18	1 LAP	3:31.906
15	36.965	3:15.331	165	1:16.242	3:04.800	75	1:41.550	2:52.578	11	1:28.251	2:46.243	72	1:28.371	2:44.916
6	40.665	3:19.031	95	1:17.541	3:06.577	42	1:43.264	2:54.727	25	1:29.671	2:45.840	57	1:29.270	2:46.120
70	45.160	3:23.526	42	1:19.909	3:09.189	95	1:44.466	2:58.297	66	1:47.968	2:55.068	45	1:39.646	2:46.261
47	46.142	3:24.508	75	1:20.344	3:04.792	93	1:54.806	2:59.623	15	1:48.288	2:54.476	14	1:40.134	2:47.096
42	46.387	3:24.753	61	1:22.916	3:05.809	70	1:56.918	3:04.633	39	1:55.836	2:56.722	5	1:40.312	2:45.018
95	46.631	3:24.997	70	1:23.657	3:14.164	23	2:01.177	3:07.512	165	1:58.719	2:51.806	11	1:40.612	2:44.479
165	47.109	3:25.475	47	1:24.530	3:14.055	47	2:02.070	3:08.912	75	1:59.766	2:51.136	25	1:41.394	2:43.841
23	48.114	3:26.480	23	1:25.037	3:12.590	88	2:04.266	3:06.593	42	2:00.682	2:50.338	66	2:10.103	2:54.253
88	48.653	3:27.019	93	1:26.555	3:04.321	99	2:14.147	3:13.888	6	2:01.508	2:56.393	15	2:10.378	2:54.208
99	50.506	3:28.872	183	1:27.014	3:39.891	26	2:15.307	3:09.661	95	2:08.072	2:56.526	75	2:16.253	2:48.605
75	51.219	3:29.585	88	1:29.045	3:16.059	125	2:16.854	3:09.614	93	2:11.138	2:49.252	42	2:17.449	2:48.885
61	52.774	3:31.140	188	1:30.144	3:09.981	22	2:23.952	3:09.200	70	2:25.203	3:01.205	39	2:21.127	2:57.409
188	55.830	3:34.196	99	1:31.631	3:16.792				23	2:29.279	3:01.022	6	2:22.839	2:53.449
26	57.681	3:36.047	26	1:37.018	3:15.004				88	2:29.736	2:58.390	93	2:27.160	2:48.140
93	57.901	3:36.267	125	1:38.612	3:14.457							165	2:30.562	3:03.961P
125	59.822	3:38.188	22	1:46.124	3:13.491							95	2:30.713	2:54.759
43	1:06.410	3:44.776	43	1:51.134	3:20.391									
49	1:07.384	3:45.750	49	1:54.059	3:22.342									
22	1:08.300	3:46.666	63	1:55.375	3:20.906									

CARS 61, 63, 165 - BLACK FLAGGED  
Weather/Track: Bright/Dry



# Historic Formula Junior

## RACE 1 - LAP CHART - Silverstone - 22/23/24 July 2011

(contd.)

Lap 6			Lap 7			Lap 8			Lap 9			Lap 10		
No	Behind	Laptime	No	Behind	Laptime	No	Behind	Laptime	No	Behind	Laptime	No	Behind	Laptime
1		2:30.838	53		2:27.998	53		2:27.760						
53	0.199	2:29.055	1	0.387	2:28.584	16	2 LAPS	3:11.811						
70	1 LAP	2:59.157	15	1 LAP	2:49.892	1	0.236	2:27.609						
88	1 LAP	2:54.848	66	1 LAP	2:51.699	41	2 LAPS	3:19.949						
46	24.183	2:35.470	75	1 LAP	2:45.832	75	1 LAP	2:41.468						
83	24.686	2:32.468	42	1 LAP	2:45.058	42	1 LAP	2:44.982						
23	1 LAP	2:59.447	6	1 LAP	2:51.741	66	1 LAP	2:47.531						
47	1 LAP	3:03.989	93	1 LAP	2:48.522	15	1 LAP	2:53.980						
99	1 LAP	2:59.189	39	1 LAP	2:58.309	93	1 LAP	2:46.161						
22	1 LAP	2:56.344	95	1 LAP	2:54.635	46	35.668	2:35.402						
26	1 LAP	3:02.858	46	28.026	2:32.040	83	35.737	2:34.926						
125	1 LAP	2:59.848	83	28.571	2:32.082	6	1 LAP	2:54.276						
51	1:06.667	2:40.999	88	1 LAP	2:51.982	29	2 LAPS	3:52.015						
55	1:07.785	2:36.312	23	1 LAP	2:59.719	39	1 LAP	2:59.518						
65	1:08.592	2:40.098	70	1 LAP	3:12.949	95	1 LAP	2:53.853						
77	1:09.501	2:41.216	165	1 LAP	3:37.351	18	2 LAPS	3:30.784						
170	1:09.757	2:40.936	99	1 LAP	2:55.663	88	1 LAP	2:48.799						
68	1:10.270	2:42.272	22	1 LAP	2:53.011	55	1:18.675	2:33.262						
62	1:10.738	2:40.867	55	1:13.173	2:33.585	51	1:20.000	2:34.249						
52	1:13.505	2:42.944	51	1:13.511	2:35.041	65	1:23.387	2:36.139						
43	1 LAP	3:06.227	47	1 LAP	3:08.460	77	1:24.290	2:35.772						
80	1:23.944	2:39.533	65	1:15.008	2:34.613	170	1:24.675	2:35.436						
79	1:30.893	2:39.452	77	1:16.278	2:34.974	62	1:24.975	2:35.425						
73	1:32.586	2:42.187	170	1:16.999	2:35.439	68	1:27.149	2:36.827						
85	1:33.682	2:38.162	62	1:17.310	2:34.769	23	1 LAP	2:58.388						
89	1:34.246	2:43.170	68	1:18.082	2:36.009	165	1 LAP	2:50.252						
56	1:34.666	2:37.574	52	1:22.445	2:37.137	52	1:34.575	2:39.890						
87	1:38.368	2:55.213	125	1 LAP	3:02.225	22	1 LAP	2:51.966						
49	1 LAP	3:21.331	26	1 LAP	3:02.885	99	1 LAP	2:54.191						
72	1:40.082	2:42.549	80	1:30.523	2:34.776	70	1 LAP	3:01.471						
57	1:43.752	2:45.320	79	1:36.978	2:34.282	80	1:40.010	2:37.247						
16	1 LAP	3:14.633	85	1:38.892	2:33.407	79	1:44.002	2:34.784						
29	1 LAP	3:16.350	73	1:42.370	2:37.981	47	1 LAP	2:58.030						
41	1 LAP	3:19.076	56	1:42.565	2:36.096	85	1:45.114	2:33.982						
45	1:53.397	2:44.589	89	1:43.384	2:37.335	56	1:49.585	2:34.780						
14	1:55.260	2:45.964	43	1 LAP	3:03.273	26	1 LAP	2:56.336						
5	1:55.445	2:45.971	57	1:58.719	2:43.164	89	1:53.252	2:37.628						
25	1:56.555	2:45.999	72	2:03.810	2:51.925	73	1:53.770	2:39.160						
11	2:07.911	2:58.137	87	2:04.986	2:54.815	125	1 LAP	3:00.544						
18	1 LAP	3:23.421	45	2:10.362	2:45.162	57	2:12.089	2:41.130						
			14	2:15.033	2:47.970	72	2:18.717	2:42.667						
			25	2:17.097	2:48.739	43	1 LAP	2:58.963						
			49	1 LAP	3:14.075	45	2:27.935	2:45.333						
			11	2:26.771	2:47.057	14	2:29.274	2:42.001						
						87	2:31.030	2:53.804						
						25	2:36.854	2:47.517						
						11	2:41.577	2:42.566						
						49	1 LAP	3:17.020						

CARS 61, 63, 165 - BLACK FLAGGED  
Weather/Track: Bright/Dry

Silverstone  
Circuit Length = 3.6490 miles.  
Start: 09:08 End: 09:29

# Historic Formula Junior

## RACE 15 - CLASSIFICATION - Silverstone - 22/23/24 July 2011

POS	NO	CL	DRIVER	NAT	CAR	TIME	LAPS	GAP	MPH	BEST
1	53	E	Sam WILSON		Cooper T59	21:40.645	9		90.66	2:22.868
2	1	E	Jon MILICEVIC		Cooper T59	21:41.653	9	1.008	90.59	2:22.960
3	68	E	James MURRAY		Lola Mk 5A	21:50.245	9	9.600	90.00	2:23.818
4	51	E	Michael HIBBERD		Lotus 27	21:50.421	9	9.776	89.99	2:23.476
5	83	E	Denis WELCH		Lotus 22	21:51.428	9	10.783	89.92	2:24.168
6	69	E	Stuart ROACH		Alexis Mk4	21:53.522	9	12.877	89.77	2:24.690
7	55	D2	Chris DRAKE		Elva 300	22:03.666	9	23.021	89.09	2:24.840
8	79	E	Andrew HIBBERD		Lotus 22	22:04.063	9	23.418	89.06	2:24.274
9	170	E	Christian TRABER		Lotus 22	22:29.932	9	49.287	87.35	2:27.291
10	77	E	Steve SMITH		Cooper T59	22:37.797	9	57.152	86.85	2:28.904
11	52	E	James CLARIDGE		Lola MK5A	22:38.067	9	57.422	86.83	2:26.805
12	75	E	Pete MORTON		Lightning Envoyette	22:39.378	9	58.733	86.74	2:27.973
13	62	E	Simon ARMER		Cooper T59	22:44.757	9	1:04.112	86.40	2:29.030
14	89	E	Mark PANGBORN		Lotus 20B	22:56.941	9	1:16.296	85.64	2:30.902
15	93	E	Rudolf ERNST		Lotus 22	22:58.679	9	1:18.034	85.53	2:30.147
16	73	E	Peter ANSTISS		Lotus 20/22	23:01.253	9	1:20.608	85.37	2:30.720
17	56	D2	C BUTLER-HENDERSON		Cooper T56	23:03.129	9	1:22.484	85.26	2:30.907
18	57	E	John SYKES		Merlyn Mk5/7	23:07.124	9	1:26.479	85.01	2:30.617
19	72	E	John DOWSON		Brabham BT2	23:22.594	9	1:41.949	84.07	2:30.967
20	45	C2	Peter MULLEN		Kieft	23:29.519	9	1:48.874	83.66	2:34.335
21	11	B2	Brian MITCHAM		U2 Mk2	23:50.862	9	2:10.217	82.41	2:35.784
22	85	E	Erwin VAN GELDER		Lotus 20/22	23:51.265	9	2:10.620	82.39	2:29.735
23	70	E	Tony SIMMONS		Brabham BT6	24:01.758	9	2:21.113	81.79	2:36.665
24	14	C2	Crispian BESLEY		Cooper T56	24:02.432	9	2:21.787	81.75	2:34.686
25	39	E	Roger EALAND		Koala	24:17.065	9	2:36.420	80.93	2:37.191
26	66	D2	Alex MORTON		Ausper T3	24:17.173	9	2:36.528	80.92	2:39.140
27	25	B2	Andrew TART		Bond	24:18.062	9	2:37.417	80.87	2:39.246
28	42	C2	Jeremy DEELEY		Cooper T52	24:24.401	9	2:43.756	80.52	2:38.920
29	15	B2	David HALL		BMC Mk 1	24:24.650	9	2:44.005	80.51	2:38.887
30	188	D2	Lance WHITEHEAD		Lotus 20	21:50.845	8	1 LAP	79.94	2:39.810
31	23	D2	Bill HEMMING		Elfin	22:03.986	8	1 LAP	79.14	2:42.905
32	99	B2	Peter ST BARBE		Elva 100	22:05.215	8	1 LAP	79.07	2:42.485
33	95	D2	Anthony GODDARD		Tojeiro	22:06.153	8	1 LAP	79.01	2:41.938
34	22	B2	Justin FLEMING		Elva 100	22:06.656	8	1 LAP	78.98	2:40.163
35	6	B2	Stephen BARLOW		BMC Mk 1	22:14.574	8	1 LAP	78.51	2:43.254
36	47	C1	Richard UTLEY		Caravelle Mk1	23:04.203	8	1 LAP	75.70	2:49.334
37	63	E	Laine MARTIN		Lotus 20	23:20.778	8	1 LAP	74.80	2:46.227
38	26	B2	Roger DEXTER		Elva 100	23:24.385	8	1 LAP	74.61	2:50.732
39	43	C1	Jon GROSS		Envoy Mk1	23:25.743	8	1 LAP	74.54	2:49.778
40	125	B2	Bernard BROCK		Elva 100	23:46.796	8	1 LAP	73.44	2:54.520
41	28	A	Michael ASHLEY-BROWN		Volpini	24:07.749	8	1 LAP	72.38	2:58.066
42	16	A	Gordon WRIGHT		Stanguellini	24:37.670	8	1 LAP	70.91	3:01.189
43	29	A	Tony STEELE		Taraschi	24:40.396	8	1 LAP	70.78	3:01.222
44	12	A	Tony PEARSON		Bandini	21:46.125	7	2 LAPS	70.17	3:02.078
45	49	C2	Mike GREGORY		De Tomaso ISIS	21:49.811	7	2 LAPS	69.97	3:01.383
46	41	C2	Chris WILKS		Deep Sanderson	22:24.734	7	2 LAPS	68.15	3:03.231
47	18	B1	Stephen BULLING		Sadler	22:57.512	7	2 LAPS	66.53	3:01.550

### NOT CLASSIFIED

80	E	Nick FENNELL	Lotus 27	14:51.697	6	D.N.F.	88.05	2:26.782
153	E	Manfredo ROSSI	Lotus 22	15:07.017	6	D.N.F.	86.56	2:25.584
88	E	Kim SHEARN	Lotus 20/22	17:10.962	5	D.N.F.	63.41	3:06.720
65	E	Urs MULLER	Lotus 20/22	10:12.172	4	D.N.F.	85.34	2:29.853
87	E	Andrew WILKINSON	Cooper T59	10:12.693	4	D.N.F.	85.26	2:30.682
5	B2	Simon GOODLIFF	Lola Mk2	5:42.980	2	D.N.F.	75.72	2:42.112
46	C2	Benn SIMMS	Elva 200	2:31.630	1	silver D.N.F.	84.64	2:31.630

Weather/Track: Sun/Dry

These results are provisional until the conclusion of any judicial and technical matters.

Circuit Length = 3.6490 miles.

Start: 11:25 End: 11:46

Clerk of the Course:	Timekeeper:
----------------------	-------------

# Historic Formula Junior

## RACE 15 - CLASSIFICATION - Silverstone - 22/23/24 July 2011

(contd.)

POS	NO	CL	DRIVER	NAT	CAR	TIME	LAPS	GAP	MPH	BEST
						FASTEST LAP				
53	E		Sam WILSON		Cooper T59	2:22.868	7	91.94mph	147.97kph	
55	D2		Chris DRAKE		Elva 300	2:24.840	6	90.69mph	145.96kph	
46	C2		Benn SIMMS		Elva 200	2:31.630	1	84.64mph	136.21kph	
11	B2		Brian MITCHAM		U2 Mk2	2:35.784	4	84.32mph	135.70kph	
47	C1		Richard UTLEY		Caravelle Mk1	2:49.334	3	77.57mph	124.84kph	
28	A		Michael ASHLEY-BROWN		Volpini	2:58.066	3	73.77mph	118.72kph	
18	B1		Stephen BULLING		Sadler	3:01.550	3	72.35mph	116.44kph	

Weather/Track: Sun/Dry

These results are provisional until the conclusion of any judicial and technical matters.

Silverstone  
Circuit Length = 3.6490 miles.  
Start: 11:25 End: 11:46

Clerk of the Course:		Timekeeper:
----------------------	--	-------------

# Historic Formula Junior

## RACE 15 - LAP ANALYSIS - Silverstone - 22/23/24 July 2011

<b>1</b>	<b>Jon MILICEVIC</b>	Cooper T59
1 - 2:27.178	6 - 2:24.646	
2 - 2:24.387	7 - <b>2:22.960</b>	
3 - 2:23.613	8 - 2:23.140	
4 - 2:24.363	9 - 2:25.399	
5 - 2:25.967		
<b>5</b>	<b>Simon GOODLIFF</b>	Lola Mk2
1 - 3:00.868		
2 - <b>2:42.112</b>		
<b>6</b>	<b>Stephen BARLOW</b>	BMC Mk 1
1 - 2:54.971	6 - <b>2:43.254</b>	
2 - 2:44.421	7 - 2:44.764	
3 - 2:44.440	8 - 2:52.949	
4 - 2:44.944		
5 - 2:44.831		
<b>11</b>	<b>Brian MITCHAM</b>	U2 Mk2
1 - 2:45.192	6 - 2:38.962	
2 - 2:36.847	7 - 2:41.552	
3 - 2:36.345	8 - 2:39.259	
4 - <b>2:35.784</b>	9 - 2:39.545	
5 - 2:37.376		
<b>12</b>	<b>Tony PEARSON</b>	Bandini
1 - 3:24.462	6 - 3:03.359	
2 - 3:02.932	7 - 3:08.415	
3 - 3:02.470		
4 - <b>3:02.078</b>		
5 - 3:02.409		
<b>14</b>	<b>Crispian BESLEY</b>	Cooper T56
1 - 2:44.575	6 - 2:35.501	
2 - 2:35.714	7 - 2:43.053	
3 - 2:35.223	8 - 2:51.511	
4 - <b>2:34.686</b>	9 - 2:47.449	
5 - 2:34.720		

Weather/Track: Sun/Dry

[www.mstworld.com](http://www.mstworld.com)

Page 1 of 9

Silverstone  
Circuit Length = 3.6490 miles.  
Start: 11:25 End: 11:46

Printed - 11:52 Sunday, 24 July 2011

# Historic Formula Junior

## RACE 15 - LAP ANALYSIS - Silverstone - 22/23/24 July 2011

(contd.)

<b>15</b>	<b>David HALL</b>	BMC Mk 1
1 - 2:50.916	6 - 2:38.952	
2 - 2:40.230	7 - <b>2:38.887</b>	
3 - 2:41.108	8 - 2:44.284	
4 - 2:39.725	9 - 2:50.506	
5 - 2:40.042		
<b>16</b>	<b>Gordon WRIGHT</b>	Stanguellini
1 - 3:16.606	6 - <b>3:01.189</b>	
2 - 3:05.616	7 - 3:02.118	
3 - 3:04.060	8 - 3:03.361	
4 - 3:02.445		
5 - 3:02.275		
<b>18</b>	<b>Stephen BULLING</b>	Sadler
1 - 3:23.641	6 - 3:34.995	
2 - 3:02.951	7 - 3:30.214	
3 - <b>3:01.550</b>		
4 - 3:03.400		
5 - 3:20.761		
<b>22</b>	<b>Justin FLEMING</b>	Elva 100
1 - 2:54.049	6 - 2:42.144	
2 - 2:44.062	7 - 2:43.761	
3 - 2:55.841	8 - 2:45.502	
4 - 2:41.134		
5 - <b>2:40.163</b>		
<b>23</b>	<b>Bill HEMMING</b>	Elfin
1 - 2:55.682	6 - 2:43.538	
2 - <b>2:42.905</b>	7 - 2:44.313	
3 - 2:44.434	8 - 2:44.162	
4 - 2:45.054		
5 - 2:43.898		
<b>25</b>	<b>Andrew TART</b>	Bond
1 - 2:50.048	6 - 2:40.868	
2 - 2:39.891	7 - 2:39.545	
3 - 2:40.793	8 - 2:42.433	
4 - 2:40.636	9 - 2:44.602	
5 - <b>2:39.246</b>		

Weather/Track: Sun/Dry

www.mstworld.com

Page 2 of 9

Silverstone  
Circuit Length = 3.6490 miles.  
Start: 11:25 End: 11:46

Printed - 11:52 Sunday, 24 July 2011

# Historic Formula Junior

## RACE 15 - LAP ANALYSIS - Silverstone - 22/23/24 July 2011

(contd.)

<b>26</b>	<b>Roger DEXTER</b>	Elva 100
1 - 3:05.555	6 - 2:57.769	
2 - 2:51.850	7 - 2:57.444	
3 - <b>2:50.732</b>	8 - 2:58.405	
4 - 2:50.957		
5 - 2:51.673		
<b>28</b>	<b>Michael ASHLEY-BROWN</b>	Volpini
1 - 3:11.867	6 - 3:00.222	
2 - 2:58.717	7 - 2:59.812	
3 - <b>2:58.066</b>	8 - 3:00.161	
4 - 2:58.691		
5 - 3:00.213		
<b>29</b>	<b>Tony STEELE</b>	Taraschi
1 - 3:21.387	6 - <b>3:01.222</b>	
2 - 3:03.086	7 - 3:04.343	
3 - 3:03.099	8 - 3:01.773	
4 - 3:02.548		
5 - 3:02.938		
<b>39</b>	<b>Roger EALAND</b>	Koala
1 - 2:46.387	6 - 2:44.465	
2 - <b>2:37.191</b>	7 - 2:39.355	
3 - 2:37.597	8 - 2:42.071	
4 - 2:38.564	9 - 2:49.749	
5 - 2:41.686		
<b>41</b>	<b>Chris WILKS</b>	Deep Sanderson
1 - 3:25.979	6 - 3:13.149	
2 - <b>3:03.231</b>	7 - 3:16.619	
3 - 3:04.513		
4 - 3:09.834		
5 - 3:11.409		
<b>42</b>	<b>Jeremy DEELEY</b>	Cooper T52
1 - 2:48.439	6 - 2:39.842	
2 - <b>2:38.920</b>	7 - 2:42.333	
3 - 2:39.035	8 - 2:42.086	
4 - 2:42.166	9 - 2:51.472	
5 - 2:40.108		

Weather/Track: Sun/Dry

www.mstworld.com

Page 3 of 9

Silverstone  
Circuit Length = 3.6490 miles.  
Start: 11:25 End: 11:46

Printed - 11:52 Sunday, 24 July 2011

# Historic Formula Junior

## RACE 15 - LAP ANALYSIS - Silverstone - 22/23/24 July 2011

(contd.)

<b>43</b>	<b>Jon GROSS</b>	Envoy Mk1
1 - 3:18.845	6 - 2:50.932	
2 - 2:54.712	7 - 2:50.883	
3 - 2:52.112	8 - <b>2:49.778</b>	
4 - 2:56.971		
5 - 2:51.510		
<b>45</b>	<b>Peter MULLEN</b>	Kieft
1 - 2:43.442	6 - 2:35.544	
2 - <b>2:34.335</b>	7 - 2:36.936	
3 - 2:35.154	8 - 2:36.093	
4 - 2:36.216	9 - 2:36.381	
5 - 2:35.418		
<b>46</b>	<b>Benn SIMMS</b>	Elva 200
1 - <b>2:31.630</b>		
<b>47</b>	<b>Richard UTLEY</b>	Caravelle Mk1
1 - 3:05.092	6 - 2:53.865	
2 - 2:50.670	7 - 2:51.796	
3 - <b>2:49.334</b>	8 - 2:51.917	
4 - 2:50.765		
5 - 2:50.764		
<b>49</b>	<b>Mike GREGORY</b>	De Tomaso ISIS
1 - 3:16.909	6 - <b>3:01.383</b>	
2 - 3:04.109	7 - 3:16.897	
3 - 3:05.647		
4 - 3:02.647		
5 - 3:02.219		
<b>51</b>	<b>Michael HIBBERD</b>	Lotus 27
1 - 2:30.144	6 - 2:24.981	
2 - 2:26.808	7 - 2:24.545	
3 - 2:25.282	8 - <b>2:23.476</b>	
4 - 2:24.408	9 - 2:25.288	
5 - 2:25.489		

Weather/Track: Sun/Dry

www.mstworld.com

Page 4 of 9

Silverstone  
Circuit Length = 3.6490 miles.  
Start: 11:25 End: 11:46

Printed - 11:52 Sunday, 24 July 2011

# Historic Formula Junior

## RACE 15 - LAP ANALYSIS - Silverstone - 22/23/24 July 2011

(contd.)

<b>52</b>	<b>James CLARIDGE</b>	Lola MK5A
1 - 2:34.195	6 - 2:31.072	
2 - 2:27.858	7 - 2:28.110	
3 - <b>2:26.805</b>	8 - 2:28.926	
4 - 2:28.817	9 - 2:30.537	
5 - 2:41.747		
<b>53</b>	<b>Sam WILSON</b>	Cooper T59
1 - 2:27.856	6 - 2:24.593	
2 - 2:23.294	7 - <b>2:22.868</b>	
3 - 2:24.131	8 - 2:23.966	
4 - 2:23.128	9 - 2:24.272	
5 - 2:26.537		
<b>55</b>	<b>Chris DRAKE</b>	Elva 300
1 - 2:29.714	6 - <b>2:24.840</b>	
2 - 2:25.946	7 - 2:26.529	
3 - 2:24.980	8 - 2:26.382	
4 - 2:25.106	9 - 2:34.167	
5 - 2:26.002		
<b>56</b>	<b>C BUTLER-HENDERSON</b>	Cooper T56
1 - 2:40.118	6 - 2:33.235	
2 - 2:35.931	7 - 2:33.276	
3 - 2:32.752	8 - 2:33.289	
4 - <b>2:30.907</b>	9 - 2:32.527	
5 - 2:31.094		
<b>57</b>	<b>John SYKES</b>	Merlyn Mk5/7
1 - 2:43.069	6 - 2:36.996	
2 - 2:33.167	7 - 2:33.548	
3 - 2:31.802	8 - 2:34.472	
4 - <b>2:30.617</b>	9 - 2:32.324	
5 - 2:31.129		
<b>62</b>	<b>Simon ARMER</b>	Cooper T59
1 - 2:35.879	6 - 2:34.636	
2 - <b>2:29.030</b>	7 - 2:31.688	
3 - 2:30.047	8 - 2:30.658	
4 - 2:30.034	9 - 2:31.367	
5 - 2:31.418		

Weather/Track: Sun/Dry

www.mstworld.com

Page 5 of 9

Silverstone  
Circuit Length = 3.6490 miles.  
Start: 11:25 End: 11:46

Printed - 11:52 Sunday, 24 July 2011



# Historic Formula Junior

## RACE 15 - LAP ANALYSIS - Silverstone - 22/23/24 July 2011

(contd.)

<b>63</b>	<b>Laine MARTIN</b>	Lotus 20
1 - 3:19.107	6 - 2:50.796	
2 - 2:54.107	7 - 2:48.194	
3 - 2:52.226	8 - <b>2:46.227</b>	
4 - 2:54.209		
5 - 2:55.912		
<b>65</b>	<b>Urs MULLER</b>	Lotus 20/22
1 - 2:39.066		
2 - 2:30.961		
3 - <b>2:29.853</b>		
4 - 2:32.292		
<b>66</b>	<b>Alex MORTON</b>	Ausper T3
1 - 2:49.598	6 - 2:39.558	
2 - 2:45.582	7 - <b>2:39.140</b>	
3 - 2:39.997	8 - 2:39.206	
4 - 2:39.179	9 - 2:40.663	
5 - 2:44.250		
<b>68</b>	<b>James MURRAY</b>	Lola Mk 5A
1 - 2:28.608	6 - 2:25.615	
2 - 2:25.892	7 - 2:24.475	
3 - 2:24.882	8 - 2:24.431	
4 - <b>2:23.818</b>	9 - 2:25.647	
5 - 2:26.877		
<b>69</b>	<b>Stuart ROACH</b>	Alexis Mk4
1 - 2:28.820	6 - 2:28.017	
2 - 2:25.172	7 - 2:24.852	
3 - 2:25.009	8 - 2:25.173	
4 - 2:24.927	9 - <b>2:24.690</b>	
5 - 2:26.862		
<b>70</b>	<b>Tony SIMMONS</b>	Brabham BT6
1 - 2:52.880	6 - 2:38.452	
2 - 2:39.870	7 - 2:38.204	
3 - 2:37.775	8 - 2:40.101	
4 - 2:37.064	9 - <b>2:36.665</b>	
5 - 2:40.747		

Weather/Track: Sun/Dry

[www.mstworld.com](http://www.mstworld.com)

Page 6 of 9

Silverstone  
Circuit Length = 3.6490 miles.  
Start: 11:25 End: 11:46

Printed - 11:52 Sunday, 24 July 2011

# Historic Formula Junior

## RACE 15 - LAP ANALYSIS - Silverstone - 22/23/24 July 2011

(contd.)

<b>72</b>	<b>John DOWSON</b>	Brabham BT2
1 - 2:41.865	6 - 2:34.917	
2 - 2:32.600	7 - 2:33.907	
3 - <b>2:30.967</b>	8 - 2:51.105	
4 - 2:31.061	9 - 2:34.311	
5 - 2:31.861		
<b>73</b>	<b>Peter ANSTISS</b>	Lotus 20/22
1 - 2:40.633	6 - 2:31.792	
2 - 2:32.770	7 - 2:38.646	
3 - 2:30.982	8 - 2:32.777	
4 - 2:31.029	9 - 2:31.904	
5 - <b>2:30.720</b>		
<b>75</b>	<b>Pete MORTON</b>	Lightning Envoyette
1 - 2:39.589	6 - 2:32.349	
2 - 2:30.850	7 - 2:31.673	
3 - 2:29.808	8 - 2:28.555	
4 - 2:30.269	9 - <b>2:27.973</b>	
5 - 2:28.312		
<b>77</b>	<b>Steve SMITH</b>	Cooper T59
1 - 2:35.134	6 - 2:34.766	
2 - 2:29.033	7 - 2:30.201	
3 - <b>2:28.904</b>	8 - 2:29.672	
4 - 2:29.294	9 - 2:30.369	
5 - 2:30.424		
<b>79</b>	<b>Andrew HIBBERD</b>	Lotus 22
1 - 2:31.725	6 - 2:27.614	
2 - 2:26.105	7 - 2:26.286	
3 - 2:25.636	8 - 2:26.746	
4 - <b>2:24.274</b>	9 - 2:29.055	
5 - 2:26.622		
<b>80</b>	<b>Nick FENNELL</b>	Lotus 27
1 - 2:34.096	6 - 2:27.368	
2 - 2:29.104		
3 - 2:27.472		
4 - 2:26.875		
5 - <b>2:26.782</b>		

Weather/Track: Sun/Dry

[www.mstworld.com](http://www.mstworld.com)

Page 7 of 9

Silverstone  
Circuit Length = 3.6490 miles.  
Start: 11:25 End: 11:46

Printed - 11:52 Sunday, 24 July 2011

# Historic Formula Junior

## RACE 15 - LAP ANALYSIS - Silverstone - 22/23/24 July 2011

(contd.)

<b>83</b>	<b>Denis WELCH</b>	Lotus 22
1 - 2:29.339	6 - 2:25.065	
2 - 2:27.276	7 - 2:24.817	
3 - 2:26.067	8 - <b>2:24.168</b>	
4 - 2:24.635	9 - 2:24.548	
5 - 2:25.513		
<b>85</b>	<b>Erwin VAN GELDER</b>	Lotus 20/22
1 - 3:03.992	6 - 2:32.988	
2 - 2:34.589	7 - 2:34.742	
3 - 2:45.509	8 - 2:44.069	
4 - 2:31.683	9 - <b>2:29.735</b>	
5 - 2:33.958		
<b>87</b>	<b>Andrew WILKINSON</b>	Cooper T59
1 - 2:37.851		
2 - <b>2:30.682</b>		
3 - 2:32.523		
4 - 2:31.637		
<b>88</b>	<b>Kim SHEARN</b>	Lotus 20/22
1 - 3:12.836		
2 - <b>3:06.720</b>		
3 - 3:15.187		
4 - 3:36.295		
5 - 3:59.924		
<b>89</b>	<b>Mark PANGBORN</b>	Lotus 20B
1 - 2:39.896	6 - 2:32.716	
2 - 2:31.060	7 - 2:34.411	
3 - <b>2:30.902</b>	8 - 2:32.155	
4 - 2:31.142	9 - 2:32.954	
5 - 2:31.705		
<b>93</b>	<b>Rudolf ERNST</b>	Lotus 22
1 - 2:42.680	6 - 2:34.926	
2 - 2:33.262	7 - 2:32.540	
3 - 2:31.031	8 - 2:32.243	
4 - 2:31.241	9 - <b>2:30.147</b>	
5 - 2:30.609		

Weather/Track: Sun/Dry

www.mstworld.com

Page 8 of 9

Silverstone  
Circuit Length = 3.6490 miles.  
Start: 11:25 End: 11:46

Printed - 11:52 Sunday, 24 July 2011

# Historic Formula Junior

## RACE 15 - LAP ANALYSIS - Silverstone - 22/23/24 July 2011

(contd.)

<b>95</b>	<b>Anthony GODDARD</b>	Tojeiro
1 - 2:59.718	6 - 2:43.658	
2 - 2:45.264	7 - 2:44.411	
3 - 2:43.258	8 - 2:45.695	
4 - <b>2:41.938</b>		
5 - 2:42.211		
<b>99</b>	<b>Peter ST BARBE</b>	Elva 100
1 - 2:56.461	6 - 2:43.631	
2 - <b>2:42.485</b>	7 - 2:44.435	
3 - 2:44.544	8 - 2:44.429	
4 - 2:44.810		
5 - 2:44.420		
<b>125</b>	<b>Bernard BROCK</b>	Elva 100
1 - 3:13.326	6 - 2:57.076	
2 - 2:56.075	7 - 2:55.129	
3 - 2:57.967	8 - 2:55.376	
4 - <b>2:54.520</b>		
5 - 2:57.327		
<b>153</b>	<b>Manfredo ROSSI</b>	Lotus 22
1 - 2:38.107	6 - 2:43.322P	
2 - 2:26.207		
3 - <b>2:25.584</b>		
4 - 2:27.288		
5 - 2:26.509		
<b>170</b>	<b>Christian TRABER</b>	Lotus 22
1 - 2:33.710	6 - 2:28.720	
2 - 2:29.169	7 - 2:31.197	
3 - 2:28.704	8 - 2:31.527	
4 - <b>2:27.291</b>	9 - 2:31.609	
5 - 2:28.005		
<b>188</b>	<b>Lance WHITEHEAD</b>	Lotus 20
1 - 2:51.756	6 - 2:46.525	
2 - 2:42.058	7 - 2:42.351	
3 - 2:41.956	8 - 2:42.725	
4 - <b>2:39.810</b>		
5 - 2:43.664		

Weather/Track: Sun/Dry

www.mstworld.com

Page 9 of 9

Silverstone  
Circuit Length = 3.6490 miles.  
Start: 11:25 End: 11:46

Printed - 11:52 Sunday, 24 July 2011

# Historic Formula Junior

## RACE 15 - LAP CHART - Silverstone - 22/23/24 July 2011

Lap 1			Lap 2			Lap 3			Lap 4			Lap 5		
No	Behind	Laptime	No	Behind	Laptime	No	Behind	Laptime	No	Behind	Laptime	No	Behind	Laptime
1		2:27.178	53		2:23.294	1		2:23.613	53		2:23.128	53		2:26.537
53	0.678	2:27.856	1	0.415	2:24.387	53	0.103	2:24.131	1	1.132	2:24.363	1	0.562	2:25.967
68	1.430	2:28.608	69	2.842	2:25.172	69	3.823	2:25.009	68	4.791	2:23.818	28	1 LAP	2:58.691
69	1.642	2:28.820	68	3.350	2:25.892	68	4.204	2:24.882	69	5.519	2:24.927	68	5.131	2:26.877
83	2.161	2:29.339	55	4.510	2:25.946	55	5.462	2:24.980	55	7.337	2:25.106	69	5.844	2:26.862
55	2.536	2:29.714	83	5.465	2:27.276	51	7.056	2:25.282	51	8.233	2:24.408	55	6.802	2:26.002
51	2.966	2:30.144	51	5.802	2:26.808	83	7.504	2:26.067	83	8.908	2:24.635	51	7.185	2:25.489
46	4.452	2:31.630	79	6.680	2:26.105	79	8.288	2:25.636	79	9.331	2:24.274	83	7.884	2:25.513
79	4.547	2:31.725	52	10.903	2:27.858	52	13.680	2:26.805	153	18.777	2:27.288	79	9.416	2:26.622
170	6.532	2:33.710	170	11.729	2:29.169	153	14.720	2:25.584	80	19.138	2:26.875	153	18.749	2:26.509
80	6.918	2:34.096	80	12.050	2:29.104	80	15.494	2:27.472	52	19.266	2:28.817	80	19.383	2:26.782
52	7.017	2:34.195	77	13.017	2:29.033	170	16.405	2:28.704	170	20.465	2:27.291	170	21.933	2:28.005
77	7.956	2:35.134	153	13.164	2:26.207	77	17.893	2:28.904	77	23.956	2:29.294	16	1 LAP	3:02.445
62	8.701	2:35.879	62	13.759	2:29.030	62	19.778	2:30.047	62	26.581	2:30.034	49	1 LAP	3:02.647
87	10.673	2:37.851	87	17.383	2:30.682	65	24.702	2:29.853	75	32.107	2:30.269	29	1 LAP	3:02.548
153	10.929	2:38.107	65	18.877	2:30.961	75	25.069	2:29.808	65	33.763	2:32.292	18	1 LAP	3:03.400
65	11.888	2:39.066	75	19.289	2:30.850	87	25.878	2:32.523	87	34.284	2:31.637	12	1 LAP	3:02.078
75	12.411	2:39.589	89	19.806	2:31.060	89	26.680	2:30.902	89	34.591	2:31.142	77	27.843	2:30.424
89	12.718	2:39.896	73	22.253	2:32.770	73	29.207	2:30.982	73	37.005	2:31.029	62	31.462	2:31.418
56	12.940	2:40.118	72	23.315	2:32.600	72	30.254	2:30.967	72	38.084	2:31.061	75	33.882	2:28.312
73	13.455	2:40.633	93	24.792	2:33.262	93	31.795	2:31.031	93	39.805	2:31.241	52	34.476	2:41.747
72	14.687	2:41.865	56	24.899	2:35.931	57	32.860	2:31.802	57	40.246	2:30.617	41	1 LAP	3:09.834
93	15.502	2:42.680	57	25.086	2:33.167	56	33.623	2:32.752	56	41.299	2:30.907	89	39.759	2:31.705
57	15.891	2:43.069	45	26.627	2:34.335	45	37.753	2:35.154	45	50.738	2:36.216	73	41.188	2:30.720
45	16.264	2:43.442	14	29.139	2:35.714	14	40.334	2:35.223	14	51.789	2:34.686	72	43.408	2:31.861
14	17.397	2:44.575	11	30.889	2:36.847	11	43.206	2:36.345	11	55.759	2:35.784	93	43.877	2:30.609
11	18.014	2:45.192	39	32.428	2:37.191	39	45.997	2:37.597	39	1:01.330	2:38.564	57	44.838	2:31.129
39	19.209	2:46.387	42	36.209	2:38.920	42	51.216	2:39.035	70	1:09.180	2:37.064	56	45.856	2:31.094
42	21.261	2:48.439	25	38.789	2:39.891	70	55.347	2:37.775	42	1:10.151	2:42.166	45	59.619	2:35.418
66	22.420	2:49.598	15	39.996	2:40.230	25	55.554	2:40.793	25	1:12.959	2:40.636	14	59.972	2:34.720
25	22.870	2:50.048	70	41.600	2:39.870	15	57.076	2:41.108	15	1:13.570	2:39.725	88	1 LAP	3:36.295
15	23.738	2:50.916	188	42.664	2:42.058	66	59.999	2:39.997	66	1:15.947	2:39.179	11	1:06.598	2:37.376
188	24.578	2:51.756	66	44.030	2:45.582	188	1:00.592	2:41.956	188	1:17.171	2:39.810	39	1:16.479	2:41.686
70	25.702	2:52.880	22	46.961	2:44.062	23	1:07.843	2:44.434	85	1:17.364	2:31.683	70	1:23.390	2:40.747
22	26.871	2:54.049	23	47.437	2:42.905	99	1:08.312	2:44.544	23	1:29.666	2:45.054	42	1:23.722	2:40.108
6	27.793	2:54.971	85	47.431	2:34.589	6	1:08.654	2:44.440	99	1:29.891	2:44.810	85	1:24.785	2:33.958
23	28.504	2:55.682	99	47.796	2:42.485	85	1:08.912	2:45.509	6	1:30.367	2:44.944	25	1:25.668	2:39.246
99	29.283	2:56.461	6	48.242	2:44.421	95	1:13.062	2:43.258	95	1:31.769	2:41.938	15	1:27.075	2:40.042
95	32.540	2:59.718	5	51.830	2:42.112	22	1:18.774	2:55.841	22	1:36.677	2:41.134	66	1:33.660	2:44.250
5	33.690	3:00.868	95	53.832	2:45.264	47	1:29.918	2:49.334	47	1:57.452	2:50.765	188	1:34.298	2:43.664
85	36.814	3:03.992	47	1:04.612	2:50.670	26	1:32.959	2:50.732	26	2:00.685	2:50.957	23	1:47.027	2:43.898
47	37.914	3:05.092	26	1:06.255	2:51.850	63	1:50.262	2:52.226	63	2:21.240	2:54.209	95	1:47.443	2:42.211
26	38.377	3:05.555	125	1:18.251	2:56.075	43	1:50.491	2:52.112	125	2:23.479	2:54.520	99	1:47.774	2:44.420
28	44.689	3:11.867	28	1:19.434	2:58.717	125	1:52.190	2:57.967	43	2:24.231	2:56.971	6	1:48.661	2:44.831
88	45.658	3:12.836	63	1:22.064	2:54.107	28	1:53.472	2:58.066				22	1:50.303	2:40.163
125	46.148	3:13.326	43	1:22.407	2:54.712	16	2:11.104	3:04.060				47	2:21.679	2:50.764
16	49.428	3:16.606	88	1:28.406	3:06.720	49	2:11.487	3:05.647						
49	49.731	3:16.909	49	1:29.868	3:04.109	29	2:12.394	3:03.099						
43	51.667	3:18.845	16	1:31.072	3:05.616	18	2:12.964	3:01.550						
63	51.929	3:19.107	29	1:33.323	3:03.086	12	2:14.686	3:02.470						

Weather/Track: Sun/Dry

www.mstworld.com

Page 1 of 2

Silverstone  
Circuit Length = 3.6490 miles.  
Start: 11:25 End: 11:46  
Printed - 11:52 Sunday, 24 July 2011

# Historic Formula Junior

## RACE 15 - LAP CHART - Silverstone - 22/23/24 July 2011

(contd.)

Lap 6			Lap 7			Lap 8			Lap 9			Lap 10		
No	Behind	Laptime	No	Behind	Laptime	No	Behind	Laptime	No	Behind	Laptime	No	Behind	Laptime
53		2:24.593	53		2:22.868	1		2:23.140	53		2:24.272			
1	0.615	2:24.646	1	0.707	2:22.960	53	0.119	2:23.966	1	1.008	2:25.399			
26	1 LAP	2:51.673	68	7.760	2:24.475	23	1 LAP	2:44.313	12	2 LAPS	3:08.415			
68	6.153	2:25.615	51	9.250	2:24.545	95	1 LAP	2:44.411	49	2 LAPS	3:16.897			
55	7.049	2:24.840	83	10.305	2:24.817	99	1 LAP	2:44.435	68	9.600	2:25.647			
51	7.573	2:24.981	55	10.710	2:26.529	22	1 LAP	2:43.761	51	9.776	2:25.288			
83	8.356	2:25.065	69	11.252	2:24.852	6	1 LAP	2:44.764	188	1 LAP	2:42.725			
69	9.268	2:28.017	79	15.855	2:26.286	68	8.344	2:24.431	83	10.783	2:24.548			
79	12.437	2:27.614	88	2 LAPS	3:59.924	51	8.879	2:23.476	69	12.877	2:24.690			
80	22.158	2:27.368	47	1 LAP	2:53.865	83	10.626	2:24.168	55	23.021	2:34.167			
43	1 LAP	2:51.510	170	34.389	2:31.197	18	2 LAPS	3:34.995	23	1 LAP	2:44.162			
63	1 LAP	2:55.912	26	1 LAP	2:57.769	69	12.578	2:25.173	79	23.418	2:29.055			
170	26.060	2:28.720	77	45.349	2:30.201	55	13.245	2:26.382	99	1 LAP	2:44.429			
125	1 LAP	2:57.327	52	46.197	2:28.110	79	18.754	2:26.746	95	1 LAP	2:45.695			
153	37.478	2:43.322P	62	50.325	2:31.688	170	42.069	2:31.527	22	1 LAP	2:45.502			
77	38.016	2:34.766	75	50.443	2:31.673	77	51.174	2:29.672	6	1 LAP	2:52.949			
28	1 LAP	3:00.213	43	1 LAP	2:50.932	52	51.276	2:28.926	41	2 LAPS	3:16.619			
52	40.955	2:31.072	63	1 LAP	2:50.796	75	55.151	2:28.555	170	49.287	2:31.609			
62	41.505	2:34.636	89	59.425	2:34.411	47	1 LAP	2:51.796	77	57.152	2:30.369			
75	41.638	2:32.349	93	1:03.882	2:32.540	62	57.136	2:30.658	52	57.422	2:30.537			
89	47.882	2:32.716	125	1 LAP	2:57.076	89	1:07.733	2:32.155	75	58.733	2:27.973			
73	48.387	2:31.792	73	1:04.165	2:38.646	26	1 LAP	2:57.444	62	1:04.112	2:31.367			
72	53.732	2:34.917	72	1:04.771	2:33.907	93	1:12.278	2:32.243	89	1:16.296	2:32.954			
93	54.210	2:34.926	56	1:04.906	2:33.276	73	1:13.095	2:32.777	18	2 LAPS	3:30.214			
56	54.498	2:33.235	57	1:07.921	2:33.548	56	1:14.348	2:33.289	93	1:18.034	2:30.147			
57	57.241	2:36.996	28	1 LAP	3:00.222	63	1 LAP	2:48.194	73	1:20.608	2:31.904			
16	1 LAP	3:02.275	45	1:24.638	2:36.936	57	1:18.546	2:34.472	56	1:22.484	2:32.527			
49	1 LAP	3:02.219	14	1:31.065	2:43.053	43	1 LAP	2:50.883	47	1 LAP	2:51.917			
29	1 LAP	3:02.938	11	1:39.651	2:41.552	72	1:32.029	2:51.105	57	1:26.479	2:32.324			
12	1 LAP	3:02.409	16	1 LAP	3:01.189	125	1 LAP	2:55.129	63	1 LAP	2:46.227			
45	1:10.570	2:35.544	49	1 LAP	3:01.383	45	1:36.884	2:36.093	72	1:41.949	2:34.311			
14	1:10.880	2:35.501	29	1 LAP	3:01.222	28	1 LAP	2:59.812	26	1 LAP	2:58.405			
11	1:20.967	2:38.962	85	1:45.054	2:34.742	11	1:55.063	2:39.259	43	1 LAP	2:49.778			
18	1 LAP	3:20.761	12	1 LAP	3:03.359	14	1:58.729	2:51.511	45	1:48.874	2:36.381			
41	1 LAP	3:11.409	70	1:52.585	2:38.204	85	2:05.276	2:44.069	125	1 LAP	2:55.376			
85	1:33.180	2:32.988	39	1:52.838	2:39.355	70	2:08.839	2:40.101	11	2:10.217	2:39.545			
39	1:36.351	2:44.465	15	1:57.453	2:38.887	39	2:11.062	2:42.071	85	2:10.620	2:29.735			
70	1:37.249	2:38.452	42	1:58.436	2:42.333	42	2:16.675	2:42.086	70	2:21.113	2:36.665			
42	1:38.971	2:39.842	25	1:58.620	2:39.545	25	2:17.206	2:42.433	14	2:21.787	2:47.449			
15	1:41.434	2:38.952	66	2:04.897	2:39.140	15	2:17.890	2:44.284	28	1 LAP	3:00.161			
25	1:41.943	2:40.868	188	2:15.713	2:42.351	16	1 LAP	3:02.118	39	2:36.420	2:49.749			
66	1:48.625	2:39.558	41	1 LAP	3:13.149	66	2:20.256	2:39.206	66	2:36.528	2:40.663			
188	1:56.230	2:46.525				29	1 LAP	3:04.343	25	2:37.417	2:44.602			
23	2:05.972	2:43.538							42	2:43.756	2:51.472			
95	2:06.508	2:43.658							15	2:44.005	2:50.506			
99	2:06.812	2:43.631							16	1 LAP	3:03.361			
6	2:07.322	2:43.254							29	1 LAP	3:01.773			
22	2:07.854	2:42.144												

Weather/Track: Sun/Dry

www.mstworld.com

Page 2 of 2

Silverstone  
Circuit Length = 3.6490 miles.  
Start: 11:25 End: 11:46

Printed - 11:52 Sunday, 24 July 2011

# The RAC Woodcote Trophy

## RACE 3 - QUALIFYING - Silverstone - 22/23/24 July 2011

POS	NO	CL	DRIVER(S)	CAR	TIME	LAPS	GAP	MPH
1	20	4A	Monteverde/Pearson	Jaguar D-type	2:32.885	11		85.92
2	5	4	Arif/Buncomb	Jaguar C-type	2:36.033	10	3.148	84.19
3	54	4A	Hood/Smith	Cooper T33	2:36.214	10	3.329	84.09
4	51	2	Huni/Pearson	Maserati A6 GCS	2:38.280	10	5.395	82.99
5	6	3	Vogele/Green	Maserati 300S	2:39.420	10	6.535	82.40
6	3	4	Buxton/Steele	HWM Sports	2:39.505	10	6.620	82.35
7	85	2	Bond	Lister Bristol Flat Iron	2:39.524	11	6.639	82.34
8	23	4	Wood/Wood	RGS Atalanta	2:41.078	10	8.193	81.55
9	122	4	Finburgh/Clark	Jaguar C-type	2:41.742	11	8.857	81.21
10	1	3	Melling/Hall	Aston Martin DB3	2:42.100	10	9.215	81.03
11	11	4A	Lindsay/Wakeman	Jaguar D-type	2:42.863	8	9.978	80.65
12	27	3A	Bennett/Woodgate	Aston Martin DB3S	2:43.772	11	10.887	80.21
13	60	2	Ure/Mann	Cooper T24/25	2:43.940	10	11.055	80.12
14	57	4	Verey	Allard J2	2:43.957	10	11.072	80.12
15	29	3A	Corfield/Welch	Austin-Healey 100	2:44.107	8	11.222	80.04
16	26	4	Singer/Singer	Kurtis 500S	2:44.243	10	11.358	79.98
17	132	4A	Skipworth/Skipworth	Jaguar D-type	2:44.710	10	11.825	79.75
18	12	3	Frankel/Frankel	Ferrari 750 Monza	2:45.042	10	12.157	79.59
19	58	4A	Turner/Blackhall	Jaguar D-type	2:46.843	10	13.958	78.73
20	4	2	Champion/Stretton	Frazer Nash Mille Miglia	2:46.871	11	13.986	78.72
21	32	2	Vogele/Green	Maserati A6 GCS	2:46.928	9	14.043	78.69
22	55	3	Wills/Radisch	Aston Martin DB2	2:47.112	11	14.227	78.60
23	61	4A	Drake	Jaguar C-type	2:47.708	11	14.823	78.32
24	47	3	McGuire/Wigley	Gordini 23S	2:47.727	10	14.842	78.32
25	46	4	List	Emeryson 2-seater Sports Car	2:48.004	11	15.119	78.19
26	77	2	Van Der Kroft/McCaig	Cooper T20 Sports	2:48.365	3	15.480	78.02
27	38	2	Ames/Burnett	Porsche Speedster	2:48.657	10	15.772	77.88
28	16	3	Jolly	Aston Martin DB2	2:49.052	10	16.167	77.70
29	44	3A	Thorne/Todd	Austin Healey 100M	2:49.675	10	16.790	77.42
30	34	3	Midgley/Hope	Aston Martin DB3	2:50.029	11	17.144	77.26
31	43	2	Parsons/Blakeney Edwards	Frazer Nash Le Mans Rep	2:50.505	9	17.620	77.04
32	10	3A	Hall/Adams	Lotus X	2:51.052	4	18.167	76.79
33	210	3A	Montgomery/Mills	Austin-Healey 100S	2:51.277	10	18.392	76.69
34	25	3	Ruddell	Aston Martin DB2/4 Mk1	2:52.744	10	19.859	76.04
35	30	2	White/Payne	Triumph TR2	2:54.144	10	21.259	75.43
36	50	2	Hoble	Triumph TR2	2:55.619	10	22.734	74.80
37	18	3A	Rawe	Austin Healey 100M	2:55.684	10	22.799	74.77
38	48	5	McWhirter/McWhirter	Aston Martin DB2	2:56.054	9	23.169	74.61
39	53	3	Galliers Pratt	Frazer Nash Targa Florio	2:56.204	2	23.319	74.55
40	22	1	Hodson/Hodson	Lotus VI	2:56.288	9	23.403	74.51
41	52	3	Chase Gardener/Allen	Aston Martin DB2	2:56.537	8	23.652	74.41
42	31	1	Guest	Cooper T21	2:56.635	10	23.750	74.37
43	9	4	Chase Gardener/Allen	Jaguar XK140	2:57.426	5	24.541	74.03
44	24	4	Roberts/Floyd	Jaguar XK140	2:59.617	10	26.732	73.13
45	59	3	Rettenmaier	Maserati 300S	3:00.362	10	27.477	72.83
46	36	3	Batchelor	Aston Martin DB2/4	3:00.724	10	27.839	72.68
47	37	3	Muller	Aston Martin DB3 Coupé	3:01.852	8	28.967	72.23
48	45	5	Bailey	OSCA MT4	3:05.373	10	32.488	70.86
49	14	4	Terrell	Jaguar XK120LT	3:06.201	10	33.316	70.55
50	121	3	Allen	Aston Martin DB2 Le Mans	3:06.409	7	33.524	70.47
51	67	3	Grandidier/Wilhelm	Aston Martin DB2/4	3:06.422	10	33.537	70.46
52	62	1	Rea	Lotus VI	15:45.278	1	13:12.393	13.89

Silverstone  
Circuit Length = 3.6490 miles.  
Start: 09:32 End: 10:02

Weather/Track: Sun/Dry

These results are provisional until the conclusion of any judicial and technical matters.

Clerk of the Course:	Timekeeper:
----------------------	-------------

# The RAC Woodcote Trophy

## RACE 3 - QUALIFYING LAP ANALYSIS - Silverstone - 22/23/24 July 2011

<b>1</b>	<b>Melling/Hall</b>	Aston Martin DB3
1 - X:00.000	6 - 2:42.908	
2 - 2:56.427	7 - 2:43.637	
3 - 2:45.936	8 - 4:24.459	
4 - 2:45.172	9 - 2:54.954	
5 - <b>2:42.100</b>	10 - 2:51.590	
<b>3</b>	<b>Buxton/Steele</b>	HWM Sports
1 - X:00.000	6 - 4:30.935	
2 - 3:03.719	7 - 2:41.768	
3 - 2:54.486	8 - <b>2:39.505</b>	
4 - 2:52.401	9 - 2:43.359	
5 - 2:53.794	10 - 2:44.104	
<b>4</b>	<b>Champion/Stretton</b>	Frazer Nash Mille Miglia
1 - X:00.000	6 - 3:01.354	11 - 2:53.560
2 - 2:51.978	7 - 2:56.491	
3 - 2:49.945	8 - 2:54.893	
4 - <b>2:46.871</b>	9 - 2:54.451	
5 - 3:42.162	10 - 2:51.719	
<b>5</b>	<b>Arif/Buncomb</b>	Jaguar C-type
1 - X:00.000	6 - 2:47.727	
2 - 2:58.525	7 - 4:06.756	
3 - 2:50.859	8 - 2:37.777	
4 - 2:50.853	9 - 2:36.412	
5 - 2:46.856	10 - <b>2:36.033</b>	
<b>6</b>	<b>Vogele/Green</b>	Maserati 300S
1 - X:00.000	6 - 2:54.602	
2 - 3:01.745	7 - 4:42.262	
3 - 2:53.766	8 - 2:42.002	
4 - 2:56.497	9 - <b>2:39.420</b>	
5 - 2:51.405	10 - 2:42.003	
<b>9</b>	<b>Chase Gardener/Allen</b>	Jaguar XK140
1 - X:00.000		
2 - 3:05.820		
3 - <b>2:57.426</b>		
4 - 2:58.821		
5 - 3:14.885		

Weather/Track: Sun/Dry

www.mstworld.com

Page 1 of 9

Silverstone  
Circuit Length = 3.6490 miles.  
Start: 09:32 End: 10:02

Printed - 10:08 Friday, 22 July 2011



# The RAC Woodcote Trophy

## RACE 3 - QUALIFYING LAP ANALYSIS - Silverstone - 22/23/24 July 2011

(contd.)

<b>10</b>	<b>Hall/Adams</b>	Lotus X
1 - X:00.000 2 - <b>2:51.052</b> 3 - 6:57.529 4 - 3:03.157		
<b>11</b>	<b>Lindsay/Wakeman</b>	Jaguar D-type
1 - X:00.000      6 - 2:52.390 2 - <b>2:42.863</b> 7 - 2:58.255 3 - 2:49.743      8 - 2:51.462 4 - 6:36.226 5 - 3:00.251		
<b>12</b>	<b>Frankel/Frankel</b>	Ferrari 750 Monza
1 - X:00.000      6 - 2:46.811 2 - 2:49.851      7 - 4:20.090 3 - 2:55.847      8 - 3:03.334 4 - 3:43.557      9 - 2:55.174 5 - <b>2:45.042</b> 10 - 2:56.170		
<b>14</b>	<b>Terrell</b>	Jaguar XK120LT
1 - X:00.000      6 - 3:06.384 2 - 3:20.493      7 - 3:06.426 3 - 3:14.876      8 - <b>3:06.201</b> 4 - 3:12.609      9 - 3:09.513 5 - 3:09.607      10 - 3:07.609		
<b>16</b>	<b>Jolly</b>	Aston Martin DB2
1 - X:00.000      6 - 2:53.066 2 - 3:01.782      7 - 2:51.293 3 - 2:56.845      8 - 2:49.940 4 - 2:54.035      9 - <b>2:49.052</b> 5 - 5:36.652      10 - 2:55.498		
<b>18</b>	<b>Rawe</b>	Austin Healey 100M
1 - X:00.000      6 - 2:58.683 2 - 3:11.628      7 - 2:57.589 3 - 2:58.168      8 - <b>2:55.684</b> 4 - 2:58.729      9 - 2:56.013 5 - 2:58.778      10 - 3:01.197		

Weather/Track: Sun/Dry

www.mstworld.com

Page 2 of 9

Silverstone  
 Circuit Length = 3.6490 miles.  
 Start: 09:32 End: 10:02

Printed - 10:08 Friday, 22 July 2011

# The RAC Woodcote Trophy

## RACE 3 - QUALIFYING LAP ANALYSIS - Silverstone - 22/23/24 July 2011

(contd.)

<b>20</b>	<b>Monteverde/Pearson</b>	Jaguar D-type
1 - X:00.000	6 - 3:56.175	11 - 2:37.467
2 - 2:41.581	7 - 2:39.521	
3 - 2:35.093	8 - 2:36.439	
4 - 2:40.250	9 - 2:38.119	
5 - <b>2:32.885</b>	10 - 2:37.855	
<b>22</b>	<b>Hodson/Hodson</b>	Lotus VI
1 - X:00.000	6 - 5:43.794	
2 - 3:04.592	7 - 3:06.789	
3 - 3:04.690	8 - 3:05.115	
4 - 3:00.220	9 - 3:05.503	
5 - <b>2:56.288</b>		
<b>23</b>	<b>Wood/Wood</b>	RGS Atalanta
1 - X:00.000	6 - 2:47.336	
2 - 2:57.354	7 - 2:44.979	
3 - 2:51.050	8 - 2:44.731	
4 - 2:49.430	9 - 2:45.761	
5 - 3:46.237	10 - <b>2:41.078</b>	
<b>24</b>	<b>Roberts/Floyd</b>	Jaguar XK140
1 - X:00.000	6 - 3:00.860	
2 - 3:06.382	7 - 4:56.698	
3 - 3:04.100	8 - 3:10.889	
4 - 3:06.916	9 - <b>2:59.617</b>	
5 - 3:01.668	10 - 3:02.579	
<b>25</b>	<b>Ruddell</b>	Aston Martin DB2/4 Mk1
1 - X:00.000	6 - 2:56.170	
2 - 3:05.012	7 - 2:54.845	
3 - 2:57.424	8 - <b>2:52.744</b>	
4 - 2:59.118	9 - 2:56.685	
5 - 2:59.246	10 - 2:59.557	
<b>26</b>	<b>Singer/Singer</b>	Kurtis 500S
1 - X:00.000	6 - 4:35.595	
2 - 3:10.807	7 - 2:48.391	
3 - 3:06.144	8 - 2:46.524	
4 - 3:04.695	9 - <b>2:44.243</b>	
5 - 2:58.904	10 - 2:44.413	

Weather/Track: Sun/Dry

www.mstworld.com

Page 3 of 9

Silverstone  
Circuit Length = 3.6490 miles.  
Start: 09:32 End: 10:02

Printed - 10:08 Friday, 22 July 2011

# The RAC Woodcote Trophy

## RACE 3 - QUALIFYING LAP ANALYSIS - Silverstone - 22/23/24 July 2011

(contd.)

<b>27</b>	<b>Bennett/Woodgate</b>	Aston Martin DB3S
1 - X:00.000	6 - 2:55.336	11 - 2:45.135
2 - 3:01.923	7 - 4:14.155	
3 - 3:01.569	8 - 2:48.579	
4 - 2:57.675	9 - <b>2:43.772</b>	
5 - 2:59.071	10 - 2:45.663	
<b>29</b>	<b>Corfield/Welch</b>	Austin-Healey 100
1 - X:00.000	6 - 6:05.073	
2 - 2:45.916	7 - 2:53.840	
3 - <b>2:44.107</b>	8 - 3:07.855	
4 - 2:45.805		
5 - 2:47.637		
<b>30</b>	<b>White/Payne</b>	Triumph TR2
1 - X:00.000	6 - 4:29.983	
2 - 3:18.285	7 - 2:57.062	
3 - 3:01.818	8 - 2:55.978	
4 - 2:56.255	9 - <b>2:54.144</b>	
5 - 2:57.980	10 - 2:55.477	
<b>31</b>	<b>Guest</b>	Cooper T21
1 - X:00.000	6 - 2:58.645	
2 - 3:06.862	7 - 2:57.958	
3 - 3:06.996	8 - 2:57.204	
4 - 3:02.237	9 - 2:56.646	
5 - 3:00.038	10 - <b>2:56.635</b>	
<b>32</b>	<b>Vogele/Green</b>	Maserati A6 GCS
1 - X:00.000	6 - 7:41.384	
2 - 2:54.824	7 - 2:51.102	
3 - 2:47.597	8 - 2:47.923	
4 - <b>2:46.928</b>	9 - 2:50.127	
5 - 2:46.929		
<b>34</b>	<b>Midgley/Hope</b>	Aston Martin DB3
1 - X:00.000	6 - 2:50.605	11 - 2:52.134
2 - 2:59.480	7 - 2:51.100	
3 - 2:50.501	8 - 2:50.888	
4 - 2:51.062	9 - 3:54.260	
5 - 2:51.705	10 - <b>2:50.029</b>	

Weather/Track: Sun/Dry

www.mstworld.com

Page 4 of 9

Silverstone  
Circuit Length = 3.6490 miles.  
Start: 09:32 End: 10:02

Printed - 10:08 Friday, 22 July 2011

# The RAC Woodcote Trophy

## RACE 3 - QUALIFYING LAP ANALYSIS - Silverstone - 22/23/24 July 2011

(contd.)

<b>36</b>	<b>Batchelor</b>	Aston Martin DB2/4
1 - X:00.000	6 - 3:07.573	
2 - 3:14.648	7 - 3:08.220	
3 - 3:07.274	8 - 3:06.999	
4 - 3:03.100	9 - 3:05.472	
5 - 3:06.168	10 - <b>3:00.724</b>	
<b>37</b>	<b>Muller</b>	Aston Martin DB3 Coupé
1 - X:00.000	6 - 3:04.005	
2 - 4:21.096	7 - 3:04.796	
3 - <b>3:01.852</b>	8 - 3:04.751	
4 - 3:04.062		
5 - 3:03.802		
<b>38</b>	<b>Ames/Burnett</b>	Porsche Speedster
1 - X:00.000	6 - 2:54.819	
2 - 2:53.914	7 - 3:02.047	
3 - 2:50.347	8 - 2:52.462	
4 - <b>2:48.657</b>	9 - 2:50.454	
5 - 4:09.319	10 - 2:59.788	
<b>43</b>	<b>Parsons/Blakeney Edwards</b>	Frazer Nash Le Mans Rep
1 - X:00.000	6 - <b>2:50.505</b>	
2 - 3:20.386	7 - 3:56.405	
3 - 3:28.230	8 - 3:07.105	
4 - 6:45.153	9 - 3:06.185	
5 - 2:55.030		
<b>44</b>	<b>Thorne/Todd</b>	Austin Healey 100M
1 - X:00.000	6 - 4:35.360	
2 - 2:58.297	7 - 2:54.984	
3 - 2:51.661	8 - 2:55.480	
4 - 2:50.355	9 - 2:52.661	
5 - <b>2:49.675</b>	10 - 2:52.864	
<b>45</b>	<b>Bailey</b>	OSCA MT4
1 - X:00.000	6 - 3:08.650	
2 - 3:29.550	7 - 3:06.073	
3 - 3:22.296	8 - <b>3:05.373</b>	
4 - 3:20.562	9 - 3:07.043	
5 - 3:10.846	10 - 3:07.238	

Weather/Track: Sun/Dry

www.mstworld.com

Page 5 of 9

Silverstone  
Circuit Length = 3.6490 miles.  
Start: 09:32 End: 10:02

Printed - 10:08 Friday, 22 July 2011

# The RAC Woodcote Trophy

## RACE 3 - QUALIFYING LAP ANALYSIS - Silverstone - 22/23/24 July 2011

(contd.)

<b>46</b>	<b>List</b>	Emeryson 2-seater Sports Car
1 - X:00.000	6 - 2:55.580	11 - 2:50.986
2 - 2:59.280	7 - 2:56.001	
3 - 3:02.615	8 - 2:50.874	
4 - 2:57.004	9 - 2:51.429	
5 - 2:56.490	10 - <b>2:48.004</b>	
<b>47</b>	<b>McGuire/Wigley</b>	Gordini 23S
1 - X:00.000	6 - 2:50.391	
2 - 2:59.967	7 - <b>2:47.727</b>	
3 - 2:55.496	8 - 4:19.313	
4 - 2:56.352	9 - 2:50.422	
5 - 2:50.196	10 - 2:51.756	
<b>48</b>	<b>McWhirter/McWhirter</b>	Aston Martin DB2
1 - X:00.000	6 - 4:51.730	
2 - 3:18.692	7 - 3:00.712	
3 - 3:11.160	8 - <b>2:56.054</b>	
4 - 3:11.982	9 - 2:56.088	
5 - 3:08.982		
<b>50</b>	<b>Hoble</b>	Triumph TR2
1 - X:00.000	6 - <b>2:55.619</b>	
2 - 3:05.378	7 - 2:57.976	
3 - 3:04.648	8 - 2:57.887	
4 - 4:15.701	9 - 2:56.884	
5 - 2:57.919	10 - 2:57.410	
<b>51</b>	<b>Huni/Pearson</b>	Maserati A6 GCS
1 - X:00.000	6 - 2:52.283	
2 - 2:49.897	7 - 4:09.403	
3 - 2:42.483	8 - 2:42.351	
4 - 2:41.129	9 - <b>2:38.280</b>	
5 - 2:41.981	10 - 2:49.197	
<b>52</b>	<b>Chase Gardener/Allen</b>	Aston Martin DB2
1 - X:00.000	6 - 2:56.682	
2 - 3:02.632	7 - <b>2:56.537</b>	
3 - 2:57.781	8 - 4:35.685	
4 - 2:56.795		
5 - 3:04.220		

Weather/Track: Sun/Dry

www.mstworld.com

Page 6 of 9

Silverstone  
Circuit Length = 3.6490 miles.  
Start: 09:32 End: 10:02

Printed - 10:08 Friday, 22 July 2011

# The RAC Woodcote Trophy

## RACE 3 - QUALIFYING LAP ANALYSIS - Silverstone - 22/23/24 July 2011

(contd.)

<b>53</b>	<b>Galliers Pratt</b>	Frazer Nash Targa Florio
1 - X:00.000 2 - <b>2:56.204</b>		
<b>54</b>	<b>Hood/Smith</b>	Cooper T33
1 - X:00.000    6 - 2:46.388 2 - 2:58.837    7 - 2:54.637 3 - 2:55.828    8 - 4:55.765 4 - 2:49.753    9 - 2:39.686 5 - 2:47.177    10 - <b>2:36.214</b>		
<b>55</b>	<b>Wills/Radisch</b>	Aston Martin DB2
1 - X:00.000    6 - 2:48.412    11 - 2:49.080 2 - 3:04.161    7 - 2:48.446 3 - 2:57.040    8 - 2:47.282 4 - 2:52.334    9 - <b>2:47.112</b> 5 - 2:49.815    10 - 2:48.520		
<b>57</b>	<b>Verey</b>	Allard J2
1 - X:00.000    6 - 4:20.729 2 - 2:54.861    7 - 4:05.149 3 - 2:49.394    8 - 2:45.521 4 - 2:48.395    9 - <b>2:43.957</b> 5 - 2:50.583    10 - 2:45.918		
<b>58</b>	<b>Turner/Blackhall</b>	Jaguar D-type
1 - X:00.000    6 - 4:34.210 2 - 2:51.371    7 - 2:58.488 3 - <b>2:46.843</b> 8 - 2:52.098 4 - 2:48.418    9 - 2:49.913 5 - 2:49.261    10 - 3:11.947		
<b>59</b>	<b>Rettenmaier</b>	Maserati 300S
1 - X:00.000    6 - 3:02.652 2 - 3:11.872    7 - <b>3:00.362</b> 3 - 3:02.799    8 - 3:03.350 4 - 3:06.816    9 - 3:04.206 5 - 3:03.988    10 - 3:01.754		

Weather/Track: Sun/Dry

www.mstworld.com

Page 7 of 9

Silverstone  
 Circuit Length = 3.6490 miles.  
 Start: 09:32 End: 10:02

Printed - 10:08 Friday, 22 July 2011

# The RAC Woodcote Trophy

## RACE 3 - QUALIFYING LAP ANALYSIS - Silverstone - 22/23/24 July 2011

(contd.)

<b>60</b>	<b>Ure/Mann</b>	Cooper T24/25
1 - X:00.000	6 - 2:48.284	
2 - 3:11.283	7 - 2:52.480	
3 - 2:55.124	8 - 3:40.457	
4 - 2:54.121	9 - 2:45.193	
5 - 2:51.876	10 - <b>2:43.940</b>	
<b>61</b>	<b>Drake</b>	Jaguar C-type
1 - X:00.000	6 - 2:48.425	11 - 2:48.546
2 - 3:04.471	7 - 2:49.736	
3 - 2:50.507	8 - 2:50.576	
4 - 2:51.030	9 - <b>2:47.708</b>	
5 - 2:50.397	10 - 2:49.717	
<b>62</b>	<b>Rea</b>	Lotus VI
1 - <b>X:00.000</b>		
<b>67</b>	<b>Grandier/Wilhelm</b>	Aston Martin DB2/4
1 - X:00.000	6 - 4:37.167	
2 - 3:18.761	7 - 3:17.487	
3 - 3:11.550	8 - <b>3:06.422</b>	
4 - 3:06.853	9 - 3:06.948	
5 - 3:06.621	10 - 3:08.079	
<b>77</b>	<b>Van Der Kroft/McCaig</b>	Cooper T20 Sports
1 - X:00.000		
2 - 2:49.920		
3 - <b>2:48.365</b>		
<b>85</b>	<b>Bond</b>	Lister Bristol Flat Iron
1 - X:00.000	6 - 2:48.385	11 - 2:43.610
2 - 2:56.162	7 - 2:43.635	
3 - 2:49.168	8 - <b>2:39.524</b>	
4 - 2:45.266	9 - 2:39.988	
5 - 2:45.483	10 - 2:42.206	

Weather/Track: Sun/Dry

www.mstworld.com

Page 8 of 9

Silverstone  
Circuit Length = 3.6490 miles.  
Start: 09:32 End: 10:02

Printed - 10:08 Friday, 22 July 2011

# The RAC Woodcote Trophy

## RACE 3 - QUALIFYING LAP ANALYSIS - Silverstone - 22/23/24 July 2011

(contd.)

<b>121</b>	<b>Allen</b>	Aston Martin DB2 Le Mans		
1 -	X:00.000	6 -	7:15.188	
2 -	3:12.293	7 -	<b>3:06.409</b>	
3 -	3:08.162			
4 -	3:07.823			
5 -	8:28.827			
<b>122</b>	<b>Finburgh/Clark</b>	Jaguar C-type		
1 -	X:00.000	6 -	2:45.401	11 - 3:01.054
2 -	2:50.329	7 -	4:14.535	
3 -	2:46.655	8 -	2:45.259	
4 -	2:46.005	9 -	<b>2:41.742</b>	
5 -	2:47.742	10 -	2:41.817	
<b>132</b>	<b>Skipworth/Skipworth</b>	Jaguar D-type		
1 -	X:00.000	6 -	5:05.300	
2 -	3:01.175	7 -	2:49.679	
3 -	2:58.341	8 -	<b>2:44.710</b>	
4 -	3:00.360	9 -	2:45.577	
5 -	2:59.836	10 -	2:45.349	
<b>210</b>	<b>Montgomery/Mills</b>	Austin-Healey 100S		
1 -	X:00.000	6 -	2:55.701	
2 -	2:58.376	7 -	4:54.275	
3 -	<b>2:51.277</b>	8 -	2:59.158	
4 -	2:52.037	9 -	2:58.012	
5 -	2:54.068	10 -	2:56.608	

Weather/Track: Sun/Dry

[www.mstworld.com](http://www.mstworld.com)

Page 9 of 9

Silverstone  
Circuit Length = 3.6490 miles.  
Start: 09:32 End: 10:02

Printed - 10:08 Friday, 22 July 2011



# The RAC Woodcote Trophy

## RACE 3 - GRID - AMENDED - Silverstone - 22/23/24 July 2011

ROW  
27  
ROW  
26  
ROW  
25  
ROW  
24  
ROW  
23  
ROW  
22  
ROW  
21  
ROW  
20  
ROW  
19  
ROW  
18  
ROW  
17  
ROW  
16  
ROW  
15  
ROW  
14  
ROW  
13  
ROW  
12  
ROW  
11  
ROW  
10  
ROW  
9  
ROW  
8  
ROW  
7  
ROW  
6  
ROW  
5  
ROW  
4  
ROW  
3  
ROW  
2  
ROW  
1

62	Hodson	49	Cussons
121	Allen	67	Grandidier/Wilhelm
45	Bailey	14	Terrell
36	Batchelor	37	Muller
24	Roberts/Floyd	59	Rettenmaier
31	Guest	9	Chase Gardener/Allen
22	Hodson	52	Chase Gardener/Allen
48	McWhirter/McWhirter	53	Galliers Pratt
50	Hoble	18	Rawe
25	Ruddell	30	White/Payne
10	Hall/Adams	210	Montgomery/Mills
34	Midgley/Hope	43	Parsons/Blakeney Edwards
16	Jolly	44	Thorne/Todd
77	Van Der Kroft/McCaig	38	Ames/Burnett
47	McGuire/Wigley	46	List
55	Wills/Radisch	61	Drake
4	Champion/Stretton	32	Vogele/Green
12	Frankel/Frankel	58	Turner/Blackhall
26	Singer/Singer	132	Skipworth/Skipworth
57	Verey	29	Corfield/Welch
27	Bennett/Woodgate	60	Ure/Mann
1	Melling/Hall	11	Lindsay/Wakeman
23	Wood/Wood	122	Finburgh/Clark
3	Buxton/Steele	85	Bond
51	Huni/Pearson	6	Vogele/Green
5	Arif/Buncomb	54	Hood/Smith
		20	Monteverde/Pearson

POLE

Car 49 allowed to start.  
Weather/Track: Sun/Dry  
These results are provisional until the conclusion of any judicial and technical matters.

Silverstone  
Circuit Length = 3.6490 miles.  
Start: 09:32 End: 10:02

Clerk of the Course:

Timekeeper:

# The RAC Woodcote Trophy

## RACE 3 - CLASSIFICATION - Silverstone - 22/23/24 July 2011

POS	NO	CL	DRIVER(S)	CAR	TIME	LAPS	GAP	MPH	BEST
1	20	4A	Pearson/Monteverde	Jaquar D-type	50:24.823	19		82.41	2:32.612
2	54	4A	Hood/Smith	Cooper T33	51:46.578	19	1:21.755	80.24	2:34.372
3	11	4A	Wakeman/Lindsay	Jaquar D-type	51:58.395	19	1:33.572	79.94	2:37.596
4	51	2	Huni/Pearson	Maserati A6 GCS	51:59.813	19	1:34.990	79.90	2:38.462
5	60	2	Mann/Ure	Cooper T24/25	52:37.609	19	2:12.786	78.94	2:39.860
6	85	2	Bond	Lister Bristol Flat Iron	52:39.127	19	2:14.304	78.91	2:38.902
7	23	4	Wood/Wood	RGS Atalanta	52:51.692	19	2:26.869	78.59	2:38.059
8	6	3	Vogele/Green	Maserati 300S	53:00.102	19	2:35.279	78.39	2:40.460
9	3	4	Buxton/Steele	HWM Sports	50:29.700	18	1 LAP	77.94	2:38.056
10	57	4	Verey/Welch	Allard J2	50:36.906	18	1 LAP	77.76	2:42.834
11	47	3	McGuire/Wigley	Gordini 23S	50:58.777	18	1 LAP	77.20	2:41.922
12	58	4A	Turner/Blackhall	Jaquar D-type	51:20.719	18	1 LAP	76.65	2:43.191
13	49	4A	Cussons	Jaquar C-type	51:38.894	18	1 LAP	76.20	2:42.744
14	1	3	Hall/Melling	Aston Martin DB3	51:44.811	18	1 LAP	76.06	2:42.481
15	4	2	Champion/Stretton	Frazer Nash Mille Miglia	51:45.061	18	1 LAP	76.05	2:44.177
16	38	2	Burnett/Ames	Porsche Speedster	51:45.710	18	1 LAP	76.03	2:46.143
17	44	3A	Thorne/Todd	Austin Healey 100M	51:46.328	18	1 LAP	76.02	2:46.314
18	10	3A	Adams	Lotus X	51:49.703	18	1 LAP	75.94	2:39.267
19	29	3A	Corfield/Welch	Austin-Healey 100	52:00.681	18	1 LAP	75.67	2:42.324
20	62	1	Hodson	Lotus VI	52:02.915	18	1 LAP	75.61	2:40.122
21	27	3A	Bennett/Woodgate	Aston Martin DB3S	52:05.915	18	1 LAP	75.54	2:43.926
22	132	4A	Skipworth/Skipworth	Jaquar D-type	52:17.238	18	1 LAP	75.27	2:42.605
23	61	4A	Drake	Jaquar C-type	52:19.849	18	1 LAP	75.21	2:46.682
24	34	3	Midgley/Hope	Aston Martin DB3	52:33.576	18	1 LAP	74.88	2:49.024
25	26	4	Singer/Singer	Kurtis 500S	52:40.644	18	1 LAP	74.71	2:45.296
26	43	2	Blakeney Edwards/Parsons	Frazer Nash Le Mans Rep	53:25.127	18	1 LAP	73.68	2:46.645
27	210	3A	Mills/Montgomery	Austin-Healey 100S	50:26.487	17	2 LAPS	73.68	2:48.364
28	30	2	White/Payne	Triumph TR2	50:27.768	17	2 LAPS	73.65	2:49.530
29	46	4	List	Emeryson 2-seater Sports Car	50:30.550	17	2 LAPS	73.58	2:48.589
30	18	3A	Rawe	Austin Healey 100M	51:03.595	17	2 LAPS	72.79	2:51.920
31	9	4	Chase Gardener/Allen	Jaquar XK140	51:14.021	17	2 LAPS	72.54	2:52.793
32	31	1	Guest	Cooper T21	51:14.314	17	2 LAPS	72.54	2:53.386
33	52	3	Allen/Chase Gardener	Aston Martin DB2	51:30.594	17	2 LAPS	72.16	2:49.929
34	50	2	Hoble	Triumph TR2	51:31.859	17	2 LAPS	72.13	2:54.663
35	53	3	Galliers Pratt/Blakeney Edwards	Frazer Nash Targa Florio	51:44.002	17	2 LAPS	71.84	2:51.545
36	59	3	Rettenmaier	Maserati 300S	51:56.120	17	2 LAPS	71.56	2:52.642
37	121	3	Allen	Aston Martin DB2 Le Mans	52:00.455	17	2 LAPS	71.46	2:55.272
38	24	4	Roberts/Floyd	Jaquar XK140	52:03.552	17	2 LAPS	71.39	2:54.968
39	36	3	Batchelor	Aston Martin DB2/4	52:43.573	17	2 LAPS	70.49	2:55.776
40	14	4	Terrell	Jaquar XK120LT	52:51.325	17	2 LAPS	70.32	2:59.032
41	67	3	Grandidier/Wilhelm	Aston Martin DB2/4	52:55.987	17	2 LAPS	70.22	2:54.290
42	37	3	Muller	Aston Martin DB3 Coupé	52:57.272	17	2 LAPS	70.19	2:57.597
43	16	3	Jolly	Aston Martin DB2	53:06.725	17	2 LAPS	69.98	2:47.459
44	22	1	Hodson	Lotus VI	51:23.479	16	3 LAPS	68.06	3:01.209
45	12	3	Frankel/Frankel	Ferrari 750 Monza	51:43.339	16	3 LAPS	67.63	2:42.668
46	45	5	Bailey	OSCA MT4	51:55.981	16	3 LAPS	67.35	3:03.522

### NOT CLASSIFIED

122	4	Finburgh/Clark	Jaquar C-type	22:59.690	8	D.N.F.	75.95	2:40.579
5	4	Arif/Buncombe	Jaquar C-type	23:23.447	8	D.N.F.	74.66	2:39.437
25	3	Ruddell	Aston Martin DB2/4 Mk1	48:32.789	8	D.N.F.	35.97	2:51.750
55	3	Sharp	Aston Martin DB2	14:20.309	5	D.N.F.	75.99	2:47.051
48	5	McWhirter/McWhirter	Aston Martin DB2	6:10.144	2	silver D.N.F.	70.16	2:56.796

Circuit Length = 3.6490 miles.

Start: 11:01 End: 11:51

These results are provisional until the conclusion of any judicial and technical matters.

Clerk of the Course:	Timekeeper:
----------------------	-------------

# The RAC Woodcote Trophy

## RACE 3 - LAP ANALYSIS - Silverstone - 22/23/24 July 2011

<b>1</b>	<b>Hall/Melling</b>	Aston Martin DB3					
1 -	2:51.595	6 -	<b>2:42.481</b>	11 -	2:50.950	16 -	2:47.508
2 -	2:45.410	7 -	2:43.631	12 -	2:53.337	17 -	2:48.251
3 -	2:44.296	8 -	2:43.044	13 -	2:50.585	18 -	2:51.489
4 -	2:45.958	9 -	4:09.514	14 -	2:50.582		
5 -	2:43.706	10 -	2:53.994	15 -	2:48.480		
<b>3</b>	<b>Buxton/Steele</b>	HWM Sports					
1 -	2:52.569	6 -	2:46.947	11 -	2:38.682	16 -	2:38.970
2 -	2:47.228	7 -	2:46.195	12 -	2:39.364	17 -	2:38.657
3 -	2:45.926	8 -	4:17.808	13 -	2:40.567	18 -	<b>2:38.056</b>
4 -	2:49.208	9 -	2:43.953	14 -	2:38.321		
5 -	2:46.133	10 -	2:41.462	15 -	2:39.654		
<b>4</b>	<b>Champion/Stretton</b>	Frazer Nash Mille Miglia					
1 -	3:08.355	6 -	2:50.728	11 -	2:46.736	16 -	<b>2:44.177</b>
2 -	2:53.126	7 -	2:50.657	12 -	2:47.311	17 -	2:45.609
3 -	2:54.004	8 -	2:50.642	13 -	2:47.712	18 -	2:48.680
4 -	2:55.192	9 -	3:31.821	14 -	2:45.964		
5 -	2:52.087	10 -	2:47.346	15 -	2:44.914		
<b>5</b>	<b>Arif/Buncombe</b>	Jaguar C-type					
1 -	2:45.411	6 -	3:49.003				
2 -	2:53.451	7 -	<b>2:39.437</b>				
3 -	2:50.404	8 -	2:48.101				
4 -	2:49.167						
5 -	2:48.473						
<b>6</b>	<b>Vogele/Green</b>	Maserati 300S					
1 -	2:53.642	6 -	2:44.902	11 -	2:45.137	16 -	2:42.544
2 -	2:47.170	7 -	2:43.238	12 -	2:45.000	17 -	<b>2:40.460</b>
3 -	2:46.847	8 -	2:43.636	13 -	2:44.505	18 -	2:41.978
4 -	2:46.282	9 -	2:44.769	14 -	2:42.770	19 -	2:41.553
5 -	2:45.244	10 -	3:38.149	15 -	2:42.276		
<b>9</b>	<b>Chase Gardener/Allen</b>	Jaguar XK140					
1 -	3:15.624	6 -	2:53.726	11 -	2:53.388	16 -	2:58.711
2 -	2:56.773	7 -	2:55.312	12 -	<b>2:52.793</b>	17 -	2:56.238
3 -	2:55.186	8 -	4:14.901	13 -	2:53.733		
4 -	2:53.994	9 -	2:54.058	14 -	2:54.605		
5 -	2:53.851	10 -	2:53.937	15 -	2:57.191		
<b>10</b>	<b>Adams</b>	Lotus X					
1 -	3:00.993	6 -	2:41.140	11 -	2:41.613	16 -	3:02.112
2 -	2:40.513	7 -	2:39.395	12 -	2:45.373	17 -	3:09.194
3 -	2:40.740	8 -	3:44.743	13 -	2:48.750	18 -	3:20.085
4 -	2:42.277	9 -	<b>2:39.267</b>	14 -	2:52.589		
5 -	2:40.268	10 -	2:42.681	15 -	2:57.970		

# The RAC Woodcote Trophy

## RACE 3 - LAP ANALYSIS - Silverstone - 22/23/24 July 2011

(contd.)

<b>11</b>	<b>Wakeman/Lindsay</b>	Jaguar D-type					
1 -	2:49.344	6 -	2:40.188	11 -	2:40.345	16 -	2:37.673
2 -	2:44.833	7 -	2:38.838	12 -	2:40.486	17 -	2:39.032
3 -	2:46.820	8 -	2:40.139	13 -	2:40.443	18 -	2:38.007
4 -	2:41.550	9 -	2:42.702	14 -	<b>2:37.596</b>	19 -	2:41.043
5 -	2:42.031	10 -	3:37.384	15 -	2:39.941		
<b>12</b>	<b>Frankel/Frankel</b>	Ferrari 750 Monza					
1 -	3:11.473	6 -	2:51.851	11 -	2:45.409	16 -	2:45.965
2 -	2:56.618	7 -	2:50.956	12 -	2:42.913		
3 -	2:55.223	8 -	2:55.488	13 -	2:42.860		
4 -	3:53.796	9 -	4:22.179	14 -	6:32.920		
5 -	2:50.290	10 -	2:42.730	15 -	<b>2:42.668</b>		
<b>14</b>	<b>Terrell</b>	Jaguar XK120LT					
1 -	3:28.736	6 -	3:02.174	11 -	3:02.964	16 -	2:59.720
2 -	3:04.538	7 -	3:59.246	12 -	3:02.294	17 -	3:01.821
3 -	3:02.518	8 -	3:01.323	13 -	3:00.203		
4 -	3:03.141	9 -	3:01.485	14 -	<b>2:59.032</b>		
5 -	3:00.277	10 -	3:01.032	15 -	3:00.821		
<b>16</b>	<b>Jolly</b>	Aston Martin DB2					
1 -	3:07.567	6 -	2:48.171	11 -	2:51.462	16 -	2:47.560
2 -	2:53.457	7 -	2:49.744	12 -	2:48.160	17 -	2:49.184
3 -	2:53.918	8 -	2:50.865	13 -	2:47.518		
4 -	2:51.184	9 -	5:18.400	14 -	2:49.195		
5 -	2:48.548	10 -	5:04.333	15 -	<b>2:47.459</b>		
<b>18</b>	<b>Rawe</b>	Austin Healey 100M					
1 -	3:13.562	6 -	2:53.023	11 -	2:52.955	16 -	<b>2:51.920</b>
2 -	2:57.894	7 -	2:54.581	12 -	2:53.245	17 -	2:58.915
3 -	2:57.318	8 -	4:12.582	13 -	2:53.691		
4 -	2:53.391	9 -	2:56.266	14 -	2:52.075		
5 -	2:55.055	10 -	2:54.953	15 -	2:52.169		
<b>20</b>	<b>Pearson/Monteverde</b>	Jaguar D-type					
1 -	<b>2:32.612</b>	6 -	2:35.005	11 -	2:39.923	16 -	2:38.360
2 -	2:33.698	7 -	2:36.836	12 -	2:36.929	17 -	2:38.140
3 -	2:33.586	8 -	2:33.700	13 -	2:36.911	18 -	2:38.011
4 -	2:34.250	9 -	2:34.158	14 -	2:37.965	19 -	2:38.674
5 -	2:34.721	10 -	3:35.313	15 -	2:36.031		
<b>22</b>	<b>Hodson</b>	Lotus VI					
1 -	3:27.465	6 -	3:04.605	11 -	3:05.215	16 -	3:04.296
2 -	3:08.124	7 -	3:05.222	12 -	3:05.338		
3 -	3:05.808	8 -	3:09.446	13 -	3:01.617		
4 -	<b>3:01.209</b>	9 -	3:11.410	14 -	3:03.570		
5 -	3:01.728	10 -	4:42.003	15 -	3:06.423		

# The RAC Woodcote Trophy

## RACE 3 - LAP ANALYSIS - Silverstone - 22/23/24 July 2011

(contd.)

<b>23</b>	<b>Wood/Wood</b>	RGS Atalanta			
1 - 2:47.445	6 - <b>2:38.059</b>	11 - 2:41.868	16 - 2:45.738		
2 - 2:46.927	7 - 2:39.683	12 - 3:38.426	17 - 2:45.466		
3 - 2:41.491	8 - 2:41.795	13 - 2:51.817	18 - 2:44.348		
4 - 2:38.528	9 - 2:43.522	14 - 2:47.986	19 - 2:46.756		
5 - 2:38.664	10 - 2:46.849	15 - 2:46.324			
<b>24</b>	<b>Roberts/Floyd</b>	Jaguar XK140			
1 - 3:18.402	6 - 3:00.418	11 - 2:57.053	16 - 2:56.995		
2 - 2:56.747	7 - 2:56.511	12 - 3:06.329	17 - 2:56.367		
3 - 2:56.758	8 - 2:57.206	13 - 2:59.557			
4 - <b>2:54.968</b>	9 - 4:16.518	14 - 2:57.843			
5 - 2:55.540	10 - 2:59.585	15 - 2:56.755			
<b>25</b>	<b>Ruddell</b>	Aston Martin DB2/4 Mk1			
1 - 3:11.669	6 - 5:52.933				
2 - 2:58.767	7 - 8:10.341				
3 - <b>2:51.750</b>	8 - X:00.000				
4 - 2:51.846					
5 - 3:02.768					
<b>26</b>	<b>Singer/Singer</b>	Kurtis 500S			
1 - 3:10.240	6 - 2:55.491	11 - 2:47.989	16 - 2:46.721		
2 - 2:55.939	7 - 2:54.219	12 - 2:47.549	17 - 2:45.728		
3 - 2:55.541	8 - 4:13.289	13 - 2:47.625	18 - 2:49.160		
4 - 2:51.984	9 - 2:46.842	14 - 2:46.406			
5 - 2:54.556	10 - 2:46.069	15 - <b>2:45.296</b>			
<b>27</b>	<b>Bennett/Woodgate</b>	Aston Martin DB3S			
1 - 3:00.754	6 - 2:54.410	11 - 3:49.004	16 - 2:45.295		
2 - 2:54.049	7 - 2:53.204	12 - <b>2:43.926</b>	17 - 2:45.344		
3 - 2:53.387	8 - 2:53.972	13 - 2:46.527	18 - 2:45.524		
4 - 2:48.936	9 - 2:56.922	14 - 2:45.617			
5 - 2:49.591	10 - 2:52.718	15 - 2:46.735			
<b>29</b>	<b>Corfield/Welch</b>	Austin-Healey 100			
1 - 2:57.534	6 - 2:52.109	11 - 2:51.045	16 - 2:44.924		
2 - 2:52.126	7 - 2:55.875	12 - 2:54.389	17 - 2:42.624		
3 - 2:51.390	8 - 2:54.907	13 - 3:41.965	18 - <b>2:42.324</b>		
4 - 2:53.355	9 - 2:52.312	14 - 2:44.073			
5 - 2:54.011	10 - 2:51.846	15 - 2:43.872			
<b>30</b>	<b>White/Payne</b>	Triumph TR2			
1 - 3:13.988	6 - 2:55.396	11 - 2:54.633	16 - 2:51.895		
2 - 2:59.540	7 - 2:54.362	12 - 2:53.346	17 - <b>2:49.530</b>		
3 - 2:52.958	8 - 2:54.422	13 - 2:52.518			
4 - 2:50.593	9 - 2:56.229	14 - 2:50.896			
5 - 2:51.456	10 - 3:53.977	15 - 2:52.029			

# The RAC Woodcote Trophy

## RACE 3 - LAP ANALYSIS - Silverstone - 22/23/24 July 2011

(contd.)

<b>31</b>	<b>Guest</b>	Cooper T21					
1 -	3:18.996	6 -	2:56.548	11 -	2:54.822	16 -	2:54.602
2 -	2:56.881	7 -	2:53.467	12 -	2:54.881	17 -	<b>2:53.386</b>
3 -	2:56.317	8 -	2:57.685	13 -	2:53.917		
4 -	2:56.673	9 -	4:07.288	14 -	2:55.493		
5 -	2:54.180	10 -	2:54.977	15 -	2:54.201		
<b>34</b>	<b>Midgley/Hope</b>	Aston Martin DB3					
1 -	3:10.773	6 -	2:51.185	11 -	3:39.813	16 -	2:51.821
2 -	2:55.663	7 -	<b>2:49.024</b>	12 -	2:52.802	17 -	2:49.284
3 -	2:50.354	8 -	2:49.505	13 -	2:50.687	18 -	2:49.427
4 -	2:53.278	9 -	2:49.646	14 -	2:53.287		
5 -	2:50.266	10 -	2:50.470	15 -	2:56.291		
<b>36</b>	<b>Batchelor</b>	Aston Martin DB2/4					
1 -	3:39.985	6 -	2:57.095	11 -	3:00.041	16 -	2:57.002
2 -	3:01.057	7 -	3:01.254	12 -	2:58.057	17 -	2:58.161
3 -	2:59.065	8 -	4:16.839	13 -	2:59.786		
4 -	2:59.544	9 -	3:01.266	14 -	2:56.793		
5 -	<b>2:55.776</b>	10 -	2:58.746	15 -	3:03.106		
<b>37</b>	<b>Muller</b>	Aston Martin DB3 Coupé					
1 -	3:24.857	6 -	3:01.632	11 -	3:01.719	16 -	2:59.505
2 -	3:03.071	7 -	2:59.472	12 -	3:02.080	17 -	<b>2:57.597</b>
3 -	3:03.170	8 -	3:00.713	13 -	2:59.110		
4 -	3:01.263	9 -	4:18.424	14 -	2:59.724		
5 -	3:01.530	10 -	3:02.483	15 -	3:00.922		
<b>38</b>	<b>Burnett/Ames</b>	Porsche Speedster					
1 -	3:03.245	6 -	2:46.233	11 -	2:48.668	16 -	2:47.574
2 -	2:49.456	7 -	<b>2:46.143</b>	12 -	2:50.304	17 -	2:48.909
3 -	2:48.551	8 -	2:47.594	13 -	2:48.446	18 -	2:48.937
4 -	2:47.291	9 -	2:48.684	14 -	2:50.549		
5 -	2:49.008	10 -	3:45.370	15 -	2:50.748		
<b>43</b>	<b>Blakeney Edwards/Parsons</b>	Frazer Nash Le Mans Rep					
1 -	3:07.232	6 -	2:47.335	11 -	3:02.639	16 -	2:58.971
2 -	2:50.447	7 -	<b>2:46.645</b>	12 -	3:01.572	17 -	2:58.717
3 -	2:49.003	8 -	2:47.318	13 -	3:00.800	18 -	3:00.609
4 -	2:48.804	9 -	3:33.702	14 -	2:59.665		
5 -	2:49.432	10 -	3:03.958	15 -	2:58.278		
<b>44</b>	<b>Thorne/Todd</b>	Austin Healey 100M					
1 -	3:06.670	6 -	2:48.399	11 -	3:44.826	16 -	2:47.292
2 -	2:50.392	7 -	2:46.932	12 -	2:50.032	17 -	2:49.447
3 -	2:49.080	8 -	2:46.965	13 -	2:50.368	18 -	2:50.445
4 -	2:48.936	9 -	2:47.451	14 -	<b>2:46.314</b>		
5 -	2:47.321	10 -	2:48.981	15 -	2:46.477		

# The RAC Woodcote Trophy

## RACE 3 - LAP ANALYSIS - Silverstone - 22/23/24 July 2011

(contd.)

<b>45</b>	<b>Bailey</b>	OSCA MT4					
1 -	3:30.645	6 -	4:32.532	11 -	3:07.699	16 -	3:05.444
2 -	3:10.013	7 -	3:09.067	12 -	3:06.726		
3 -	3:09.741	8 -	3:12.976	13 -	3:05.029		
4 -	3:07.938	9 -	3:10.072	14 -	<b>3:03.522</b>		
5 -	3:09.780	10 -	3:09.195	15 -	3:05.602		
<b>46</b>	<b>List</b>	Emeryson 2-seater Sports Car					
1 -	3:13.110	6 -	2:56.568	11 -	4:05.561	16 -	<b>2:48.589</b>
2 -	2:59.920	7 -	2:52.082	12 -	2:53.355	17 -	2:50.705
3 -	2:56.324	8 -	2:52.960	13 -	2:49.322		
4 -	2:52.514	9 -	2:51.450	14 -	2:49.547		
5 -	2:55.250	10 -	2:54.292	15 -	2:49.001		
<b>47</b>	<b>McGuire/Wigley</b>	Gordini 23S					
1 -	3:06.300	6 -	2:45.173	11 -	2:44.219	16 -	2:43.634
2 -	2:50.124	7 -	3:47.853	12 -	2:42.435	17 -	2:43.028
3 -	2:48.454	8 -	2:47.435	13 -	<b>2:41.922</b>	18 -	2:42.641
4 -	2:46.052	9 -	2:47.653	14 -	2:44.877		
5 -	2:46.259	10 -	2:45.207	15 -	2:45.511		
<b>48</b>	<b>McWhirter/McWhirter</b>	Aston Martin DB2					
1 -	3:13.348						
2 -	<b>2:56.796</b>						
<b>49</b>	<b>Cussons</b>	Jaguar C-type					
1 -	3:18.581	6 -	2:45.663	11 -	2:46.052	16 -	2:43.831
2 -	2:52.535	7 -	2:44.001	12 -	2:44.477	17 -	2:44.877
3 -	2:50.691	8 -	2:54.736	13 -	2:43.665	18 -	2:45.258
4 -	2:48.481	9 -	3:56.416	14 -	<b>2:42.744</b>		
5 -	2:49.186	10 -	2:44.010	15 -	2:43.690		
<b>50</b>	<b>Hoble</b>	Triumph TR2					
1 -	3:16.592	6 -	2:56.360	11 -	2:56.322	16 -	2:56.871
2 -	2:58.700	7 -	4:07.837	12 -	2:55.910	17 -	2:56.966
3 -	2:57.251	8 -	2:56.908	13 -	2:56.020		
4 -	2:55.523	9 -	2:58.495	14 -	2:55.711		
5 -	<b>2:54.663</b>	10 -	2:56.128	15 -	2:55.602		
<b>51</b>	<b>Huni/Pearson</b>	Maserati A6 GCS					
1 -	2:41.774	6 -	2:40.203	11 -	2:43.045	16 -	2:39.259
2 -	2:40.006	7 -	2:42.585	12 -	2:41.846	17 -	2:40.308
3 -	2:39.628	8 -	2:44.500	13 -	2:41.360	18 -	2:38.539
4 -	2:40.640	9 -	2:48.097	14 -	<b>2:38.462</b>	19 -	2:38.746
5 -	2:40.404	10 -	3:41.373	15 -	2:39.038		

# The RAC Woodcote Trophy

## RACE 3 - LAP ANALYSIS - Silverstone - 22/23/24 July 2011

(contd.)

<b>52</b>	<b>Allen/Chase Gardener</b>	Aston Martin DB2					
1 -	3:13.794	6 -	2:53.295	11 -	2:53.236	16 -	2:50.503
2 -	2:55.673	7 -	2:52.835	12 -	2:53.013	17 -	2:50.035
3 -	3:51.298	8 -	2:53.551	13 -	2:55.185		
4 -	2:52.698	9 -	2:54.214	14 -	2:56.378		
5 -	2:52.821	10 -	4:02.136	15 -	<b>2:49.929</b>		
<b>53</b>	<b>Galliers Pratt/Blakeney Edwards</b>	Frazer Nash Targa Florio					
1 -	3:20.833	6 -	2:58.980	11 -	3:01.253	16 -	2:52.208
2 -	3:02.391	7 -	2:59.436	12 -	3:47.811	17 -	2:53.228
3 -	3:01.675	8 -	3:01.656	13 -	2:56.742		
4 -	2:59.159	9 -	3:02.508	14 -	2:53.548		
5 -	2:59.570	10 -	3:01.459	15 -	<b>2:51.545</b>		
<b>54</b>	<b>Hood/Smith</b>	Cooper T33					
1 -	2:45.889	6 -	2:43.462	11 -	2:37.602	16 -	2:38.323
2 -	2:47.958	7 -	3:40.166	12 -	2:37.845	17 -	2:37.987
3 -	2:46.859	8 -	2:37.067	13 -	2:40.435	18 -	<b>2:34.372</b>
4 -	2:47.005	9 -	2:37.801	14 -	2:35.672	19 -	2:38.374
5 -	2:45.372	10 -	2:38.527	15 -	2:35.862		
<b>55</b>	<b>Sharp</b>	Aston Martin DB2					
1 -	3:04.289						
2 -	2:50.912						
3 -	2:48.812						
4 -	2:49.245						
5 -	<b>2:47.051</b>						
<b>57</b>	<b>Verey/Welch</b>	Allard J2					
1 -	2:55.185	6 -	2:44.018	11 -	2:45.360	16 -	2:44.565
2 -	2:48.018	7 -	2:45.886	12 -	2:45.682	17 -	2:43.082
3 -	2:46.237	8 -	2:44.078	13 -	2:44.584	18 -	<b>2:42.834</b>
4 -	2:47.336	9 -	3:41.829	14 -	2:43.848		
5 -	2:45.737	10 -	2:43.640	15 -	2:44.987		
<b>58</b>	<b>Turner/Blackhall</b>	Jaguar D-type					
1 -	2:59.404	6 -	2:45.127	11 -	2:46.924	16 -	2:47.392
2 -	2:49.164	7 -	<b>2:43.191</b>	12 -	2:47.955	17 -	2:46.904
3 -	2:47.975	8 -	2:45.515	13 -	3:54.035	18 -	2:46.687
4 -	2:45.540	9 -	2:46.530	14 -	2:47.531		
5 -	2:44.987	10 -	2:49.270	15 -	2:46.588		
<b>59</b>	<b>Rettenmaier</b>	Maserati 300S					
1 -	3:21.524	6 -	2:57.446	11 -	2:58.375	16 -	2:57.776
2 -	3:00.689	7 -	2:55.285	12 -	2:58.532	17 -	2:54.499
3 -	2:56.870	8 -	2:57.058	13 -	2:58.805		
4 -	2:56.728	9 -	4:14.600	14 -	2:58.487		
5 -	2:56.439	10 -	3:00.365	15 -	<b>2:52.642</b>		



# The RAC Woodcote Trophy

## RACE 3 - LAP ANALYSIS - Silverstone - 22/23/24 July 2011

(contd.)

<b>60</b>	<b>Mann/Ure</b>	Cooper T24/25					
1 -	3:00.939	6 -	2:48.553	11 -	2:41.277	16 -	2:40.655
2 -	2:48.908	7 -	3:21.507	12 -	2:42.693	17 -	2:40.813
3 -	2:47.336	8 -	2:42.856	13 -	2:42.472	18 -	<b>2:39.860</b>
4 -	2:45.544	9 -	2:42.641	14 -	2:40.622	19 -	2:41.583
5 -	2:45.095	10 -	2:43.954	15 -	2:40.301		
<b>61</b>	<b>Drake</b>	Jaguar C-type					
1 -	3:02.914	6 -	2:49.670	11 -	2:47.701	16 -	2:48.854
2 -	2:52.845	7 -	<b>2:46.682</b>	12 -	2:50.518	17 -	2:50.018
3 -	2:49.884	8 -	2:47.330	13 -	2:48.614	18 -	2:51.669
4 -	2:49.111	9 -	2:51.137	14 -	2:47.987		
5 -	2:47.327	10 -	4:10.450	15 -	2:47.138		
<b>62</b>	<b>Hodson</b>	Lotus VI					
1 -	3:19.198	6 -	2:45.007	11 -	2:42.701	16 -	2:43.267
2 -	2:51.430	7 -	2:43.171	12 -	2:43.520	17 -	2:43.060
3 -	2:48.317	8 -	2:43.774	13 -	2:42.232	18 -	2:46.728
4 -	2:47.329	9 -	2:42.976	14 -	<b>2:40.122</b>		
5 -	2:44.604	10 -	4:53.744	15 -	2:41.735		
<b>67</b>	<b>Grandidier/Wilhelm</b>	Aston Martin DB2/4					
1 -	3:28.975	6 -	2:58.019	11 -	4:17.954	16 -	2:56.563
2 -	3:04.516	7 -	2:59.204	12 -	3:05.896	17 -	<b>2:54.290</b>
3 -	3:02.581	8 -	3:01.406	13 -	3:01.816		
4 -	3:01.746	9 -	3:01.711	14 -	3:03.474		
5 -	2:58.775	10 -	2:59.246	15 -	2:59.815		
<b>85</b>	<b>Bond</b>	Lister Bristol Flat Iron					
1 -	2:46.976	6 -	2:39.561	11 -	2:44.040	16 -	2:40.348
2 -	2:43.503	7 -	2:40.144	12 -	2:43.021	17 -	2:41.067
3 -	2:40.788	8 -	2:41.643	13 -	2:42.154	18 -	2:42.280
4 -	2:41.431	9 -	2:45.833	14 -	2:42.145	19 -	2:40.204
5 -	2:41.130	10 -	4:03.957	15 -	<b>2:38.902</b>		
<b>121</b>	<b>Allen</b>	Aston Martin DB2 Le Mans					
1 -	3:23.490	6 -	2:58.385	11 -	2:56.181	16 -	2:56.635
2 -	3:01.294	7 -	2:57.878	12 -	2:56.152	17 -	2:56.465
3 -	2:59.538	8 -	2:57.098	13 -	2:58.555		
4 -	2:58.330	9 -	4:10.867	14 -	2:58.069		
5 -	2:57.962	10 -	2:58.284	15 -	<b>2:55.272</b>		
<b>122</b>	<b>Finburgh/Clark</b>	Jaguar C-type					
1 -	2:53.912	6 -	3:47.415				
2 -	2:45.110	7 -	<b>2:40.579</b>				
3 -	2:42.974	8 -	2:41.459				
4 -	2:45.930						
5 -	2:42.311						

# The RAC Woodcote Trophy

## RACE 3 - LAP ANALYSIS - Silverstone - 22/23/24 July 2011

(contd.)

<b>132</b> Skipworth/Skipworth		Jaguar D-type			
1 - 3:02.586	6 - 2:51.203	11 - 2:43.506	16 - 2:43.476		
2 - 2:58.088	7 - 2:51.493	12 - 2:46.287	17 - 2:43.556		
3 - 2:53.989	8 - 4:20.157	13 - 2:44.868	18 - 2:46.623		
4 - 2:54.949	9 - 2:50.367	14 - <b>2:42.605</b>			
5 - 2:50.302	10 - 2:46.010	15 - 2:47.173			

<b>210</b> Mills/Montgomery		Austin-Healey 100S			
1 - 3:12.448	6 - 2:50.708	11 - 4:22.708	16 - 2:51.809		
2 - 2:54.762	7 - 2:50.896	12 - 2:52.127	17 - 2:52.352		
3 - 2:53.400	8 - 2:48.892	13 - 2:55.779			
4 - 2:50.456	9 - 2:48.675	14 - 2:52.558			
5 - 2:50.310	10 - <b>2:48.364</b>	15 - 2:50.243			

# The RAC Woodcote Trophy

## RACE 3 - LAP CHART - Silverstone - 22/23/24 July 2011

Lap 1			Lap 2			Lap 3			Lap 4			Lap 5		
No	Behind	Laptime	No	Behind	Laptime	No	Behind	Laptime	No	Behind	Laptime	No	Behind	Laptime
20		2:32.612	20		2:33.698	20		2:33.586	20		2:34.250	20		2:34.721
51	9.162	2:41.774	51	15.470	2:40.006	51	21.512	2:39.628	51	27.902	2:40.640	52	1 LAP	2:52.698
5	12.799	2:45.411	85	24.169	2:43.503	85	31.371	2:40.788	85	38.552	2:41.431	12	1 LAP	3:53.796
54	13.277	2:45.889	54	27.537	2:47.958	23	35.967	2:41.491	23	40.245	2:38.528	45	1 LAP	3:07.938
85	14.364	2:46.976	11	27.867	2:44.833	54	40.810	2:46.859	11	48.401	2:41.550	51	33.585	2:40.404
23	14.833	2:47.445	23	28.062	2:46.927	11	41.101	2:46.820	10	50.377	2:42.277	23	44.188	2:38.664
11	16.732	2:49.344	1	30.695	2:45.410	1	41.405	2:44.296	1	53.113	2:45.958	85	44.961	2:41.130
1	18.983	2:51.595	5	32.552	2:53.451	122	42.100	2:42.974	54	53.565	2:47.005	11	55.711	2:42.031
3	19.957	2:52.569	122	32.712	2:45.110	10	42.350	2:40.740	122	53.780	2:45.930	10	55.924	2:40.268
6	21.030	2:53.642	3	33.487	2:47.228	3	45.827	2:45.926	6	59.795	2:46.282	122	1:01.370	2:42.311
122	21.300	2:53.912	6	34.502	2:47.170	6	47.763	2:46.847	3	1:00.785	2:49.208	1	1:02.098	2:43.706
57	22.573	2:55.185	10	35.196	2:40.513	5	49.370	2:50.404	57	1:02.630	2:47.336	54	1:04.216	2:45.372
29	24.922	2:57.534	57	36.893	2:48.018	57	49.544	2:46.237	5	1:04.287	2:49.167	6	1:10.318	2:45.244
58	26.792	2:59.404	58	42.258	2:49.164	58	56.647	2:47.975	58	1:07.937	2:45.540	3	1:12.197	2:46.133
27	28.142	3:00.754	29	43.350	2:52.126	60	57.287	2:47.336	60	1:08.581	2:45.544	57	1:13.646	2:45.737
60	28.327	3:00.939	60	43.537	2:48.908	29	1:01.154	2:51.390	38	1:14.397	2:47.291	5	1:18.039	2:48.473
10	28.381	3:00.993	38	46.391	2:49.456	38	1:01.356	2:48.551	47	1:16.784	2:46.052	58	1:18.203	2:44.987
132	29.974	3:02.586	27	48.493	2:54.049	55	1:04.117	2:48.812	55	1:19.112	2:49.245	60	1:18.955	2:45.095
61	30.302	3:02.914	55	48.891	2:50.912	47	1:04.982	2:48.454	29	1:20.259	2:53.355	47	1:28.322	2:46.259
38	30.633	3:03.245	61	49.449	2:52.845	61	1:05.747	2:49.884	61	1:20.608	2:49.111	38	1:28.684	2:49.008
55	31.677	3:04.289	47	50.114	2:50.124	44	1:06.246	2:49.080	44	1:20.932	2:48.936	55	1:31.442	2:47.051
47	33.688	3:06.300	44	50.752	2:50.392	43	1:06.786	2:49.003	43	1:21.340	2:48.804	61	1:33.214	2:47.327
44	34.058	3:06.670	43	51.369	2:50.447	27	1:08.294	2:53.387	27	1:22.980	2:48.936	44	1:33.532	2:47.321
43	34.620	3:07.232	132	54.364	2:58.088	132	1:14.767	2:53.989	16	1:31.980	2:51.184	43	1:36.051	2:49.432
16	34.955	3:07.567	16	54.714	2:53.457	16	1:15.046	2:53.918	62	1:32.128	2:47.329	27	1:37.850	2:49.591
4	35.743	3:08.355	4	55.171	2:53.126	4	1:15.589	2:54.004	132	1:35.466	2:54.949	29	1:39.549	2:54.011
26	37.628	3:10.240	26	59.869	2:55.939	34	1:16.894	2:50.354	34	1:35.922	2:53.278	62	1:42.011	2:44.604
34	38.161	3:10.773	34	1:00.126	2:55.663	62	1:19.049	2:48.317	49	1:36.142	2:48.481	16	1:45.807	2:48.548
12	38.861	3:11.473	210	1:00.900	2:54.762	210	1:20.714	2:53.400	4	1:36.531	2:55.192	49	1:50.607	2:49.186
25	39.057	3:11.669	12	1:01.781	2:56.618	26	1:21.824	2:55.541	210	1:36.920	2:50.456	132	1:51.047	2:50.302
210	39.836	3:12.448	52	1:03.157	2:55.673	49	1:21.911	2:50.691	26	1:39.558	2:51.984	34	1:51.467	2:50.266
46	40.498	3:13.110	48	1:03.834	2:56.796	25	1:22.290	2:51.750	25	1:39.886	2:51.846	210	1:52.509	2:50.310
48	40.736	3:13.348	25	1:04.126	2:58.767	12	1:23.418	2:55.223	30	1:42.933	2:50.593	4	1:53.897	2:52.087
18	40.950	3:13.562	62	1:04.318	2:51.430	30	1:26.590	2:52.958	9	1:47.431	2:53.994	26	1:59.393	2:54.556
52	41.182	3:13.794	49	1:04.806	2:52.535	9	1:27.687	2:55.186	46	1:47.722	2:52.514	30	1:59.668	2:51.456
30	41.376	3:13.988	18	1:05.146	2:57.894	18	1:28.878	2:57.318	18	1:48.019	2:53.391	9	2:06.561	2:53.851
9	43.012	3:15.624	9	1:06.087	2:56.773	46	1:29.458	2:56.324	24	1:52.729	2:54.968	25	2:07.933	3:02.768
50	43.980	3:16.592	46	1:06.720	2:59.920	24	1:32.011	2:56.758	50	1:53.920	2:55.523	46	2:08.251	2:55.250
24	45.790	3:18.402	30	1:07.218	2:59.540	31	1:32.298	2:56.317	31	1:54.721	2:56.673	18	2:08.353	2:55.055
49	45.969	3:18.581	24	1:08.839	2:56.747	50	1:32.647	2:57.251	59	2:01.665	2:56.728	24	2:13.548	2:55.540
31	46.384	3:18.996	50	1:08.982	2:58.700	59	1:39.187	2:56.870	121	2:08.506	2:58.330	50	2:13.862	2:54.663
62	46.586	3:19.198	31	1:09.567	2:56.881	121	1:44.426	2:59.538	53	2:09.912	2:59.159	31	2:14.180	2:54.180
53	48.221	3:20.833	59	1:15.903	3:00.689	53	1:45.003	3:01.675	37	2:18.215	3:01.263	59	2:23.383	2:56.439
59	48.912	3:21.524	53	1:16.914	3:02.391	37	1:51.202	3:03.170	67	2:23.672	3:01.746	121	2:31.747	2:57.962
121	50.878	3:23.490	121	1:18.474	3:01.294	14	1:55.896	3:02.518	14	2:24.787	3:03.141	53	2:34.761	2:59.570
37	52.245	3:24.857	37	1:21.618	3:03.071	67	1:56.176	3:02.581	36	2:25.505	2:59.544			
22	54.853	3:27.465	14	1:26.964	3:04.538	36	2:00.211	2:59.065	22	2:28.460	3:01.209			
14	56.124	3:28.736	67	1:27.181	3:04.516	22	2:01.501	3:05.808						
67	56.363	3:28.975	22	1:29.279	3:08.124	45	2:10.503	3:09.741						
45	58.033	3:30.645	45	1:34.348	3:10.013	52	2:20.869	3:51.298						

Silverstone  
Circuit Length = 3.6490 miles.  
Start: 11:01 End: 11:51

# The RAC Woodcote Trophy

## RACE 3 - LAP CHART - Silverstone - 22/23/24 July 2011

(contd.)

Lap 6			Lap 7			Lap 8			Lap 9			Lap 10		
No	Behind	Laptime	No	Behind	Laptime	No	Behind	Laptime	No	Behind	Laptime	No	Behind	Laptime
20		2:35.005	20		2:36.836	20		2:33.700	20		2:34.158	20		3:35.313
37	1 LAP	3:01.530	24	1 LAP	3:00.418	5	1 LAP	2:39.437	34	1 LAP	2:49.505	4	1 LAP	3:31.821
36	1 LAP	2:55.776	59	1 LAP	2:57.446	26	1 LAP	2:54.219	29	1 LAP	2:54.907	49	1 LAP	3:56.416
67	1 LAP	2:58.775	121	1 LAP	2:58.385	30	1 LAP	2:54.362	210	1 LAP	2:48.892	45	2 LAPS	3:12.976
14	1 LAP	3:00.277	53	1 LAP	2:58.980	45	2 LAPS	4:32.532	4	1 LAP	2:50.642	23	19.084	2:46.849
22	1 LAP	3:01.728	36	1 LAP	2:57.095	9	1 LAP	2:55.312	5	1 LAP	2:48.101	52	1 LAP	2:54.214
52	1 LAP	2:52.821	67	1 LAP	2:58.019	18	1 LAP	2:54.581	30	1 LAP	2:54.422	53	1 LAP	3:02.508
12	1 LAP	2:50.290	37	1 LAP	3:01.632	46	1 LAP	2:52.082	47	1 LAP	2:47.435	132	1 LAP	2:50.367
51	38.783	2:40.203	12	1 LAP	2:51.851	25	2 LAPS	5:52.933	46	1 LAP	2:52.960	67	1 LAP	3:01.711
45	1 LAP	3:09.780	52	1 LAP	2:53.295	47	1 LAP	3:47.853	45	2 LAPS	3:09.067	26	1 LAP	2:46.842
23	47.242	2:38.059	14	1 LAP	3:02.174	31	1 LAP	2:53.467	31	1 LAP	2:57.685	9	1 LAP	2:54.058
85	49.517	2:39.561	51	44.532	2:42.585	24	1 LAP	2:56.511	3	1 LAP	4:17.808	18	1 LAP	2:56.266
11	1:00.894	2:40.188	22	1 LAP	3:04.605	59	1 LAP	2:55.285	24	1 LAP	2:57.206	58	1:12.824	2:49.270
10	1:02.059	2:41.140	23	50.089	2:39.683	121	1 LAP	2:57.878	59	1 LAP	2:57.058	31	1 LAP	4:07.288
1	1:09.574	2:42.481	85	52.825	2:40.144	53	1 LAP	2:59.436	121	1 LAP	2:57.098	51	1:15.331	3:41.373
54	1:12.673	2:43.462	11	1:02.896	2:38.838	51	55.332	2:44.500	23	1:07.548	2:43.522	50	1 LAP	2:58.495
6	1:20.215	2:44.902	10	1:04.618	2:39.395	12	1 LAP	2:50.956	51	1:09.271	2:48.097	11	1:19.950	3:37.384
57	1:22.659	2:44.018	1	1:16.369	2:43.631	52	1 LAP	2:52.835	85	1:12.443	2:45.833	54	1:26.227	2:38.527
3	1:24.139	2:46.947	6	1:26.617	2:43.238	23	58.184	2:41.795	53	1 LAP	3:01.656	10	1:28.138	2:42.681
58	1:28.325	2:45.127	57	1:31.709	2:45.886	36	1 LAP	3:01.254	12	1 LAP	2:55.488	24	1 LAP	4:16.518
60	1:32.503	2:48.553	3	1:33.498	2:46.195	67	1 LAP	2:59.204	52	1 LAP	2:53.551	22	1 LAP	3:11.410
47	1:38.490	2:45.173	58	1:34.680	2:43.191	37	1 LAP	2:59.472	11	1:17.879	2:42.702	59	1 LAP	4:14.600
38	1:39.912	2:46.233	38	1:49.219	2:46.143	85	1:00.768	2:41.643	67	1 LAP	3:01.406	44	1:37.248	2:48.981
44	1:46.926	2:48.399	44	1:57.022	2:46.932	11	1:09.335	2:40.139	37	1 LAP	3:00.713	16	1 LAP	5:18.400
61	1:47.879	2:49.670	61	1:57.725	2:46.682	22	1 LAP	3:05.222	132	1 LAP	4:20.157	121	1 LAP	4:10.867
43	1:48.381	2:47.335	43	1:58.190	2:46.645	1	1:25.713	2:43.044	26	1 LAP	4:13.289	85	1:41.087	4:03.957
62	1:52.013	2:45.007	62	1:58.348	2:43.171	50	1 LAP	4:07.837	6	1:47.164	2:44.769	60	1:43.454	2:43.954
29	1:56.653	2:52.109	49	2:08.430	2:44.001	6	1:36.553	2:43.636	18	1 LAP	4:12.582	6	1:50.000	3:38.149
27	1:57.255	2:54.410	16	2:11.881	2:49.744	57	1:42.087	2:44.078	9	1 LAP	4:14.901	57	1:58.085	2:43.640
16	1:58.973	2:48.171	27	2:13.623	2:53.204	58	1:46.495	2:45.515	22	1 LAP	3:09.446	14	1 LAP	3:01.485
49	2:01.265	2:45.663	29	2:15.692	2:55.875	38	2:03.113	2:47.594	50	1 LAP	2:56.908	12	1 LAP	4:22.179
132	2:07.245	2:51.203	54	2:16.003	3:40.166	14	1 LAP	3:59.246	58	1:58.867	2:46.530	210	2:05.032	2:48.364
34	2:07.647	2:51.185	60	2:17.174	3:21.507	62	2:08.422	2:43.774	62	2:17.240	2:42.976	34	2:06.285	2:50.470
210	2:08.212	2:50.708	122	2:17.523	2:40.579	44	2:10.287	2:46.965	38	2:17.639	2:48.684	36	1 LAP	3:01.266
4	2:09.620	2:50.728	34	2:19.835	2:49.024	61	2:11.355	2:47.330	10	2:20.770	2:39.267	37	1 LAP	4:18.424
122	2:13.780	3:47.415	132	2:21.902	2:51.493	43	2:11.808	2:47.318	54	2:23.013	2:37.801	29	2:11.586	2:51.846
26	2:19.879	2:55.491	210	2:22.272	2:50.896	10	2:15.661	3:44.743	44	2:23.580	2:47.451	27	2:14.064	2:52.718
30	2:20.059	2:55.396	4	2:23.441	2:50.657	54	2:19.370	2:37.067	61	2:28.334	2:51.137	25	3 LAPS	8:10.341
9	2:25.282	2:53.726				122	2:25.282	2:41.459	14	1 LAP	3:01.323	1	2:19.750	2:53.994
18	2:26.371	2:53.023				60	2:26.330	2:42.856	60	2:34.813	2:42.641	47	2:26.631	2:45.207
46	2:29.814	2:56.568				16	2:29.046	2:50.865	36	1 LAP	4:16.839	38	2:27.696	3:45.370
5	2:32.037	3:49.003				49	2:29.466	2:54.736	57	2:49.758	3:41.829	3	2:33.550	2:41.462
50	2:35.217	2:56.360				27	2:33.895	2:53.972	34	2:51.128	2:49.646			
31	2:35.723	2:56.548							210	2:51.981	2:48.675			
									29	2:55.053	2:52.312			
									27	2:56.659	2:56.922			
									1	3:01.069	4:09.514			
									43	3:11.352	3:33.702			
									47	3:16.737	2:47.653			
									30	3:20.378	2:56.229			

Silverstone  
Circuit Length = 3.6490 miles.  
Start: 11:01 End: 11:51

# The RAC Woodcote Trophy

## RACE 3 - LAP CHART - Silverstone - 22/23/24 July 2011

(contd.)

Lap 11			Lap 12			Lap 13			Lap 14			Lap 15		
No	Behind	Laptime	No	Behind	Laptime	No	Behind	Laptime	No	Behind	Laptime	No	Behind	Laptime
20		2:39.923	20		2:36.929	20		2:36.911	20		2:37.965	20		2:36.031
43	1 LAP	3:03.958	44	1 LAP	3:44.826	29	1 LAP	2:54.389	24	2 LAPS	3:06.329	3	1 LAP	2:38.321
46	1 LAP	2:54.292	4	1 LAP	2:46.736	14	2 LAPS	3:02.964	3	1 LAP	2:40.567	52	2 LAPS	2:55.185
4	1 LAP	2:47.346	43	1 LAP	3:02.639	1	1 LAP	2:53.337	53	2 LAPS	3:47.811	47	1 LAP	2:44.877
49	1 LAP	2:44.010	34	1 LAP	3:39.813	38	1 LAP	2:50.304	47	1 LAP	2:41.922	59	2 LAPS	2:58.805
23	21.029	2:41.868	49	1 LAP	2:46.052	36	2 LAPS	3:00.041	58	1 LAP	3:54.035	58	1 LAP	2:47.531
61	1 LAP	4:10.450	61	1 LAP	2:47.701	67	2 LAPS	4:17.954	1	1 LAP	2:50.585	53	2 LAPS	2:56.742
45	2 LAPS	3:10.072	27	1 LAP	3:49.004	44	1 LAP	2:50.032	38	1 LAP	2:48.446	121	2 LAPS	2:58.555
132	1 LAP	2:46.010	22	2 LAPS	4:42.003	37	2 LAPS	3:01.719	44	1 LAP	2:50.368	24	2 LAPS	2:59.557
62	1 LAP	4:53.744	62	1 LAP	2:42.701	4	1 LAP	2:47.311	36	2 LAPS	2:58.057	1	1 LAP	2:50.582
30	1 LAP	3:53.977	132	1 LAP	2:43.506	49	1 LAP	2:44.477	14	2 LAPS	3:02.294	38	1 LAP	2:50.549
26	1 LAP	2:46.069	210	1 LAP	4:22.708	34	1 LAP	2:52.802	4	1 LAP	2:47.712	44	1 LAP	2:46.314
53	1 LAP	3:01.459	26	1 LAP	2:47.989	61	1 LAP	2:50.518	49	1 LAP	2:43.665	49	1 LAP	2:42.744
67	1 LAP	2:59.246	30	1 LAP	2:54.633	43	1 LAP	3:01.572	67	2 LAPS	3:05.896	4	1 LAP	2:45.964
51	1:18.453	2:43.045	45	2 LAPS	3:09.195	27	1 LAP	2:43.926	37	2 LAPS	3:02.080	36	2 LAPS	2:59.786
58	1:19.825	2:46.924	23	1:22.526	3:38.426	62	1 LAP	2:43.520	34	1 LAP	2:50.687	14	2 LAPS	3:00.203
11	1:20.372	2:40.345	51	1:23.370	2:41.846	132	1 LAP	2:46.287	61	1 LAP	2:48.614	37	2 LAPS	2:59.110
9	1 LAP	2:53.937	11	1:23.929	2:40.486	26	1 LAP	2:47.549	27	1 LAP	2:46.527	67	2 LAPS	3:01.816
54	1:23.906	2:37.602	54	1:24.822	2:37.845	22	2 LAPS	3:05.215	29	1 LAP	3:41.965	61	1 LAP	2:47.987
18	1 LAP	2:54.953	16	2 LAPS	5:04.333	210	1 LAP	2:52.127	62	1 LAP	2:42.232	27	1 LAP	2:45.617
31	1 LAP	2:54.977	53	1 LAP	3:01.253	11	1:27.461	2:40.443	43	1 LAP	3:00.800	34	1 LAP	2:53.287
10	1:29.828	2:41.613	46	1 LAP	4:05.561	51	1:27.819	2:41.360	132	1 LAP	2:44.868	29	1 LAP	2:44.073
50	1 LAP	2:56.128	58	1:30.851	2:47.955	54	1:28.346	2:40.435	54	1:26.053	2:35.672	62	1 LAP	2:40.122
60	1:44.808	2:41.277	10	1:38.272	2:45.373	30	1 LAP	2:53.346	11	1:27.092	2:37.596	132	1 LAP	2:42.605
85	1:45.204	2:44.040	9	1 LAP	2:53.388	23	1:37.432	2:51.817	51	1:28.316	2:38.462	54	1:25.884	2:35.862
24	1 LAP	2:59.585	18	1 LAP	2:52.955	16	2 LAPS	2:51.462	26	1 LAP	2:47.625	11	1:31.002	2:39.941
59	1 LAP	3:00.365	31	1 LAP	2:54.822	46	1 LAP	2:53.355	210	1 LAP	2:55.779	51	1:31.323	2:39.038
6	1:55.214	2:45.137	60	1:50.572	2:42.693	10	1:50.111	2:48.750	23	1:47.453	2:47.986	43	1 LAP	2:59.665
52	1 LAP	4:02.136	85	1:51.296	2:43.021	45	2 LAPS	3:07.699	30	1 LAP	2:52.518	26	1 LAP	2:46.406
121	1 LAP	2:58.284	50	1 LAP	2:56.322	9	1 LAP	2:52.793	16	2 LAPS	2:48.160	23	1:57.746	2:46.324
57	2:03.522	2:45.360	6	2:03.285	2:45.000	60	1:56.133	2:42.472	22	2 LAPS	3:05.338	210	1 LAP	2:52.558
12	1 LAP	2:42.730	24	1 LAP	2:57.053	85	1:56.539	2:42.154	46	1 LAP	2:49.322	16	2 LAPS	2:47.518
14	1 LAP	3:01.032	57	2:12.275	2:45.682	18	1 LAP	2:53.245	60	1:58.790	2:40.622	30	1 LAP	2:50.896
29	2:22.708	2:51.045	59	1 LAP	2:58.375	31	1 LAP	2:54.881	85	2:00.719	2:42.145	60	2:03.060	2:40.301
36	1 LAP	2:58.746	52	1 LAP	2:53.236	6	2:10.879	2:44.505	10	2:04.735	2:52.589	85	2:03.590	2:38.902
1	2:30.777	2:50.950	12	1 LAP	2:45.409	50	1 LAP	2:55.910	9	1 LAP	2:53.733	46	1 LAP	2:49.547
47	2:30.927	2:44.219	121	1 LAP	2:56.181	57	2:19.948	2:44.584	18	1 LAP	2:53.691	22	2 LAPS	3:01.617
3	2:32.309	2:38.682	3	2:34.744	2:39.364	12	1 LAP	2:42.913	6	2:15.684	2:42.770	6	2:21.929	2:42.276
37	1 LAP	3:02.483	47	2:36.433	2:42.435	52	1 LAP	2:53.013	45	2 LAPS	3:06.726	10	2:26.674	2:57.970
38	2:36.441	2:48.668				59	1 LAP	2:58.532	31	1 LAP	2:53.917	18	1 LAP	2:52.075
						121	1 LAP	2:56.152	57	2:25.831	2:43.848	9	1 LAP	2:54.605
									12	1 LAP	2:42.860	57	2:34.787	2:44.987
									50	1 LAP	2:56.020			

Silverstone  
Circuit Length = 3.6490 miles.  
Start: 11:01 End: 11:51

# The RAC Woodcote Trophy

## RACE 3 - LAP CHART - Silverstone - 22/23/24 July 2011

(contd.)

Lap 16			Lap 17			Lap 18			Lap 19			Lap 20		
No	Behind	Laptime	No	Behind	Laptime	No	Behind	Laptime	No	Behind	Laptime	No	Behind	Laptime
20		2:38.360	20		2:38.140	20		2:38.011	20		2:38.674			
31	2 LAPS	2:55.493	57	1 LAP	2:44.565	3	1 LAP	2:38.657	210	2 LAPS	2:52.352			
3	1 LAP	2:39.654	18	2 LAPS	2:52.169	57	1 LAP	2:43.082	30	2 LAPS	2:49.530			
45	3 LAPS	3:05.029	22	3 LAPS	3:03.570	18	2 LAPS	2:51.920	3	1 LAP	2:38.056			
50	2 LAPS	2:55.711	3	1 LAP	2:38.970	47	1 LAP	2:43.028	46	2 LAPS	2:50.705			
47	1 LAP	2:45.511	9	2 LAPS	2:57.191	9	2 LAPS	2:58.711	57	1 LAP	2:42.834			
58	1 LAP	2:46.588	10	1 LAP	3:02.112	22	3 LAPS	3:06.423	47	1 LAP	2:42.641			
52	2 LAPS	2:56.378	31	2 LAPS	2:54.201	31	2 LAPS	2:54.602	18	2 LAPS	2:58.915			
53	2 LAPS	2:53.548	47	1 LAP	2:43.634	10	1 LAP	3:09.194	9	2 LAPS	2:56.238			
59	2 LAPS	2:58.487	50	2 LAPS	2:55.602	25	10 LAPS	19:32.715	31	2 LAPS	2:53.386			
121	2 LAPS	2:58.069	45	3 LAPS	3:03.522	58	1 LAP	2:46.904	58	1 LAP	2:46.687			
24	2 LAPS	2:57.843	58	1 LAP	2:47.392	50	2 LAPS	2:56.871	22	3 LAPS	3:04.296			
1	1 LAP	2:48.480	52	2 LAPS	2:49.929	52	2 LAPS	2:50.503	52	2 LAPS	2:50.035			
44	1 LAP	2:46.477	53	2 LAPS	2:51.545	45	3 LAPS	3:05.602	50	2 LAPS	2:56.966			
38	1 LAP	2:50.748	59	2 LAPS	2:52.642	53	2 LAPS	2:52.208	49	1 LAP	2:45.258			
49	1 LAP	2:43.690	1	1 LAP	2:47.508	1	1 LAP	2:48.251	12	3 LAPS	2:45.965			
4	1 LAP	2:44.914	44	1 LAP	2:47.292	49	1 LAP	2:44.877	53	2 LAPS	2:53.228			
36	2 LAPS	2:56.793	121	2 LAPS	2:55.272	44	1 LAP	2:49.447	1	1 LAP	2:51.489			
14	2 LAPS	2:59.032	38	1 LAP	2:47.574	4	1 LAP	2:45.609	4	1 LAP	2:48.680			
61	1 LAP	2:47.138	49	1 LAP	2:43.831	38	1 LAP	2:48.909	38	1 LAP	2:48.937			
27	1 LAP	2:46.735	24	2 LAPS	2:56.755	12	3 LAPS	2:42.668	44	1 LAP	2:50.445			
62	1 LAP	2:41.735	4	1 LAP	2:44.177	59	2 LAPS	2:57.776	54	1:21.755	2:38.374			
29	1 LAP	2:43.872	12	3 LAPS	6:32.920	121	2 LAPS	2:56.635	10	1 LAP	3:20.085			
54	1:25.847	2:38.323	62	1 LAP	2:43.267	24	2 LAPS	2:56.995	45	3 LAPS	3:05.444			
37	2 LAPS	2:59.724	54	1:25.694	2:37.987	54	1:22.055	2:34.372	59	2 LAPS	2:54.499			
11	1:30.315	2:37.673	27	1 LAP	2:45.295	62	1 LAP	2:43.060	11	1:33.572	2:41.043			
51	1:32.222	2:39.259	29	1 LAP	2:44.924	11	1:31.203	2:38.007	51	1:34.990	2:38.746			
34	1 LAP	2:56.291	61	1 LAP	2:48.854	29	1 LAP	2:42.624	121	2 LAPS	2:56.465			
132	1 LAP	2:47.173	11	1:31.207	2:39.032	27	1 LAP	2:45.344	29	1 LAP	2:42.324			
67	2 LAPS	3:03.474	51	1:34.390	2:40.308	51	1:34.918	2:38.539	62	1 LAP	2:46.728			
26	1 LAP	2:45.296	132	1 LAP	2:43.476	61	1 LAP	2:50.018	24	2 LAPS	2:56.367			
43	1 LAP	2:58.278	36	2 LAPS	3:03.106	132	1 LAP	2:43.556	27	1 LAP	2:45.524			
23	2:05.124	2:45.738	14	2 LAPS	3:00.821	34	1 LAP	2:49.284	132	1 LAP	2:46.623			
60	2:05.355	2:40.655	34	1 LAP	2:51.821	36	2 LAPS	2:57.002	61	1 LAP	2:51.669			
85	2:05.578	2:40.348	37	2 LAPS	3:00.922	14	2 LAPS	2:59.720	34	1 LAP	2:49.427			
210	1 LAP	2:50.243	67	2 LAPS	2:59.815	26	1 LAP	2:45.728	60	2:12.786	2:41.583			
16	2 LAPS	2:49.195	26	1 LAP	2:46.721	60	2:09.877	2:39.860	85	2:14.304	2:40.204			
30	1 LAP	2:52.029	60	2:08.028	2:40.813	85	2:12.774	2:42.280	26	1 LAP	2:49.160			
46	1 LAP	2:49.001	85	2:08.505	2:41.067	37	2 LAPS	2:59.505	36	2 LAPS	2:58.161			
6	2:26.113	2:42.544	23	2:12.450	2:45.466	67	2 LAPS	2:56.563	14	2 LAPS	3:01.821			
			43	1 LAP	2:58.971	23	2:18.787	2:44.348	23	2:26.869	2:46.756			
			16	2 LAPS	2:47.459	16	2 LAPS	2:47.560	67	2 LAPS	2:54.290			
			210	1 LAP	2:51.809	6	2:32.400	2:41.978	37	2 LAPS	2:57.597			
			6	2:28.433	2:40.460	43	1 LAP	2:58.717	6	2:35.279	2:41.553			
			30	1 LAP	2:51.895				16	2 LAPS	2:49.184			
			46	1 LAP	2:48.589				43	1 LAP	3:00.609			

Silverstone  
Circuit Length = 3.6490 miles.  
Start: 11:01 End: 11:51

# The RAC Woodcote Trophy

## RACE 3 - CLASSIFICATION - Silverstone - 22/23/24 July 2011

(contd.)

POS	NO	CL	DRIVER(S)	CAR	TIME	LAPS	GAP	MPH	BEST
				FASTEST LAP					
20	4A		<b>Pearson/Monteverde</b>	Jaguar D-type	2:32.612	1	84.09mph	135.33kph	
3	4		<b>Buxton/Steele</b>	HWM Sports	2:38.056	18	83.11mph	133.75kph	
51	2		<b>Huni/Pearson</b>	Maserati A6 GCS	2:38.462	14	82.89mph	133.41kph	
10	3A		<b>Adams</b>	Lotus X	2:39.267	9	82.48mph	132.73kph	
62	1		<b>Hodson</b>	Lotus VI	2:40.122	14	82.04mph	132.03kph	
6	3		<b>Vogele/Green</b>	Maserati 300S	2:40.460	17	81.86mph	131.75kph	
48	5		<b>McWhirter/McWhirter</b>	Aston Martin DB2	2:56.796	2	74.30mph	119.57kph	

Silverstone  
Circuit Length = 3.6490 miles.  
Start: 11:01 End: 11:51

**These results are provisional until the conclusion of any judicial and technical matters.**

Clerk of the Course:

Timekeeper:

## Under 2 litre Touring Cars

### RACE 2 - QUALIFYING - Silverstone - 22/23/24 July 2011

POS	NO	CL	DRIVER(S)	CAR	TIME	LAPS	GAP	MPH
1	100	D	Shaw/Oliver	BMW 1800 TiSA	2:36.026	9		84.19
2	1	C	Voyazides/Hadfield	Ford Lotus Cortina	2:36.805	12	0.779	83.77
3	51	C	Furiani/Fitzsimons	Alfa Romeo GTA	2:36.880	11	0.854	83.73
4	77	C	Redhouse/Jordan	Ford Lotus Cortina	2:37.071	10	1.045	83.63
5	89	C	Banks/Banks	Alfa Romeo Giulia Sprint GTA	2:37.237	11	1.211	83.54
6	70	C	Kremer/Kremer	Ford Lotus Cortina	2:37.265	9	1.239	83.53
7	88	C	Berg/Haughland	Ford Lotus Cortina Mk1	2:38.936	11	2.910	82.65
8	136	C	Gardiner/Keen	Ford Lotus Cortina	2:38.991	4	2.965	82.62
9	108	D	Mahy/Truslove	BMW 1800 Ti	2:39.140	4	3.114	82.54
10	161	C	Letts/Letts	Ford Lotus Cortina	2:39.171	10	3.145	82.53
11	53	C	Beltramelli	Ford Lotus Cortina	2:39.540	10	3.514	82.33
12	119	D	Postins	BMW 1800Ti	2:39.607	10	3.581	82.30
13	109	D	Adams/Ward	BMW 1800Ti	2:39.655	11	3.629	82.28
14	179	C	Roschmann	Alfa Romeo Giulia Sprint GTA	2:39.705	8	3.679	82.25
15	111	D	Clark/McCaig	BMW 1800 Ti	2:40.305	7	4.279	81.94
16	104	D	Bryant/Bryant	BMW 1800 Ti	2:40.783	6	4.757	81.70
17	107	D	Cope/Pearce	BMW 1800 TiSA	2:40.816	11	4.790	81.68
18	36	C	Dutton/Brown	Ford Lotus Cortina	2:40.860	10	4.834	81.66
19	6	C	Mann	Ford Lotus Cortina	2:40.977	11	4.951	81.60
20	60	C	Wilson/Hood	Ford Lotus Cortina	2:40.980	11	4.954	81.60
21	80	C	Tate/Lawson	Alfa Romeo Giulia Sprint GTA	2:41.068	10	5.042	81.55
22	23	C	Dunham/Owen	Ford Lotus Cortina	2:41.153	10	5.127	81.51
23	5	C	Monteverde/Pearson	Ford Lotus Cortina	2:41.392	10	5.366	81.39
24	97	C	Naismith/Young	Ford Lotus Cortina	2:41.981	3	5.955	81.09
25	67	D	McInerney/McInerney	BMW Tisa 1800	2:41.997	8	5.971	81.09
26	82	C	Pochciol/Wrigley	Ford Lotus Cortina	2:42.302	11	6.276	80.93
27	10	B	Hack/Wheeler	Mini Cooper S	2:42.558	11	6.532	80.81
28	83	C	Warburton/Newall	Alfa Romeo Giulia Sprint GTA	2:42.600	10	6.574	80.79
29	55	B	Wills/Twyman	Mini Cooper S	2:42.925	9	6.899	80.62
30	126	C	Halstead/McPherson	Ford Lotus Cortina	2:43.419	9	7.393	80.38
31	85	C	Bennett/Smith	Alfa Romeo Giulia Sprint GTA	2:43.479	11	7.453	80.35
32	15	B	Churchill/Baldwin	Austin Mini Cooper S	2:43.887	11	7.861	80.15
33	79	C	Jones/Forward	Ford Lotus Cortina	2:45.006	9	8.980	79.61
34	166	C	Huni/Pearson	Alfa Romeo Giulia Sprint GTA	2:45.368	10	9.342	79.43
35	49	C	Joy/Konig	Alfa Romeo GTA 1600	2:45.650	5	9.624	79.30
36	127	B	Burgess	Austin Mini Cooper S	2:46.878	8	10.852	78.71
37	74	C	Wright	Alfa Romeo Giulia GTA	2:47.113	10	11.087	78.60
38	170	C	Davies/Fitzgerald	Ford Cortina	2:48.159	7	12.133	78.11
39	3	B	Kjallgren/Littlejohn	Mini Cooper S	2:48.200	10	12.174	78.10
40	64	C	Lazzari	Ford Lotus Cortina	2:48.379	9	12.353	78.01
41	20	B	Hunt/Blakeney Edwards	Morris Mini Cooper	2:48.556	11	12.530	77.93
42	138	C	Beaumont/Wainwright	Ford Lotus Cortina	2:49.272	10	13.246	77.60
43	195	C	Smail	Ford Lotus Cortina	2:49.550	7	13.524	77.47
44	4	B	Twyman/Cottingham	Mini Cooper	2:50.112	5	14.086	77.22
45	2	B	Stanbridge/Selby	Morris Mini Cooper S	2:50.167	10	14.141	77.19
46	44	C	Birch/Burnett	Alfa Romeo Giulia Ti	2:51.072	10	15.046	76.78
47	116	C	Chase-Gardener/Allen	Alfa Romeo Giulia Sprint GTA	2:52.335	10	16.309	76.22
48	112	D	Saunders/Palmer	BMW Tisa 1800	2:53.170	10	17.144	75.85
49	194	C	Girado/Heynes	Alfa Romeo Giulia Sprint	2:53.382	10	17.356	75.76
50	7	B	Henderson/Henderson	Mini Cooper S	2:53.433	9	17.407	75.74
51	137	C	Strommen/Lund	Ford Lotus Cortina	2:53.615	10	17.589	75.66
52	38	A	Izaks/Izaks	Fiat Abarth 1000 TC Berlina	2:53.848	10	17.822	75.56
53	75	C	Bateman	Ford Lotus Cortina	2:55.999	9	19.973	74.63
54	84	C	Savage/Jackson	Alfa Romeo Giulia Sprint GTA	2:56.193	10	20.167	74.55
55	68	C	Steele/Buxton	Ford Lotus Cortina	2:57.078	8	21.052	74.18
56	42	C	Frankel/Frankel	Alfa Romeo Giulia Ti Super	2:57.715	4	21.689	73.91
57	95	C	Jensen	Alfa Romeo Giulia Ti Super	2:58.435	11	22.409	73.62
58	41	A	Izaks/Peereboom	Fiat Abarth 1000 TC Corsa	3:02.307	3	26.281	72.05
59	43	A	Hocking/Turrall	Fiat Abarth 1000TC	3:02.867	9	26.841	71.83
60	48	A	Maarschalkerwaart	Fiat Abarth 1000 TC Berlina	3:06.429	7	30.403	70.46
61	11	B	Rappange	Mini Cooper S	16:48.096	1	14:12.070	13.03

Car 56 did not complete a lap. Cars 67, 68, 84, 107, 137, 170 require transponders.

Weather/Track: Sun/Dry

These results are provisional until the conclusion of any judicial and technical matters.

Silverstone

Circuit Length = 3.6490 miles.

Start: 10:18 End: 10:48

Clerk of the Course:		Timekeeper:
----------------------	--	-------------



## Under 2 litre Touring Cars

### RACE 2 - QUALIFYING LAP ANALYSIS - Silverstone - 22/23/24 July 2011

<b>1</b>	<b>Voyazides/Hadfield</b>	Ford Lotus Cortina
1 - X:00.000	6 - 4:04.318	11 - 2:37.260
2 - 2:39.944	7 - 2:40.071	12 - 2:37.604
3 - 2:41.838	8 - 2:37.538	
4 - <b>2:36.805</b>	9 - 2:37.339	
5 - 2:38.518	10 - 2:38.008	
<b>2</b>	<b>Stanbridge/Selby</b>	Morris Mini Cooper S
1 - X:00.000	6 - 5:18.953	
2 - 2:57.646	7 - 3:04.483	
3 - 2:51.849	8 - 2:53.500	
4 - 2:50.373	9 - 2:52.575	
5 - 2:58.630	10 - <b>2:50.167</b>	
<b>3</b>	<b>Kjallgren/Littlejohn</b>	Mini Cooper S
1 - X:00.000	6 - 2:57.802	
2 - 3:02.646	7 - 2:57.576	
3 - 2:54.475	8 - 4:43.478	
4 - 3:11.341	9 - 2:49.698	
5 - 3:03.464	10 - <b>2:48.200</b>	
<b>4</b>	<b>Twyman/Cottingham</b>	Mini Cooper
1 - X:00.000		
2 - <b>2:50.112</b>		
3 - X:00.000		
4 - 2:53.578		
5 - 2:58.412		
<b>5</b>	<b>Monteverde/Pearson</b>	Ford Lotus Cortina
1 - X:00.000	6 - 4:50.682	
2 - 2:47.625	7 - 2:45.048	
3 - 2:43.099	8 - 3:06.069	
4 - <b>2:41.392</b>	9 - 2:44.685	
5 - 2:43.263	10 - 2:45.228	
<b>6</b>	<b>Mann</b>	Ford Lotus Cortina
1 - X:00.000	6 - 2:47.389	11 - 2:42.967
2 - 3:06.999	7 - 2:43.650	
3 - 2:46.607	8 - 2:48.998	
4 - 2:44.875	9 - 2:43.936	
5 - 2:50.310	10 - <b>2:40.977</b>	
<b>7</b>	<b>Henderson/Henderson</b>	Mini Cooper S
1 - X:00.000	6 - <b>2:53.433</b>	
2 - 3:04.156	7 - 2:55.785	
3 - 2:55.939	8 - 2:54.074	
4 - 2:54.555	9 - 3:02.562	
5 - 6:26.161		

Car 56 did not complete a lap. Cars 67, 68, 84, 107, 137, 170 require transponders.  
Weather/Track: Sun/Dry

Silverstone  
Circuit Length = 3.6490 miles.  
Start: 10:18 End: 10:48

## Under 2 litre Touring Cars

### RACE 2 - QUALIFYING LAP ANALYSIS - Silverstone - 22/23/24 July 2011

(contd.)

<b>10</b>	<b>Hack/Wheeler</b>	Mini Cooper S
1 - X:00.000	6 - 4:18.293	11 - 2:45.371
2 - 2:44.521	7 - 2:49.337	
3 - <b>2:42.558</b>	8 - 2:47.034	
4 - 2:43.329	9 - 2:44.017	
5 - 2:45.156	10 - 2:46.775	
<b>11</b>	<b>Rappange</b>	Mini Cooper S
1 - <b>X:00.000</b>		
<b>15</b>	<b>Churchill/Baldwin</b>	Austin Mini Cooper S
1 - X:00.000	6 - 2:59.082	11 - 2:45.130
2 - 2:46.239	7 - 2:51.173	
3 - 2:43.999	8 - 2:48.052	
4 - <b>2:43.887</b>	9 - 2:48.734	
5 - 4:12.012	10 - 2:45.918	
<b>20</b>	<b>Hunt/Blakeney Edwards</b>	Morris Mini Cooper
1 - X:00.000	6 - 4:25.253	11 - 2:50.031
2 - 2:56.254	7 - 2:49.800	
3 - 2:50.858	8 - 2:50.066	
4 - 2:52.701	9 - 2:49.375	
5 - 2:58.437	10 - <b>2:48.556</b>	
<b>23</b>	<b>Dunham/Owen</b>	Ford Lotus Cortina
1 - X:00.000	6 - 4:41.377	
2 - 2:43.811	7 - 2:51.668	
3 - 2:44.297	8 - 2:44.890	
4 - <b>2:41.153</b>	9 - 2:52.323	
5 - 2:42.746	10 - 2:45.312	
<b>36</b>	<b>Dutton/Brown</b>	Ford Lotus Cortina
1 - X:00.000	6 - 2:45.755	
2 - 2:43.130	7 - 2:47.381	
3 - 2:42.110	8 - 2:46.042	
4 - <b>2:40.860</b>	9 - 2:45.830	
5 - 6:41.578	10 - 2:42.193	
<b>38</b>	<b>Izaks/Izaks</b>	Fiat Abarth 1000 TC Berlina
1 - X:00.000	6 - 3:07.487	
2 - 3:01.178	7 - 4:02.792	
3 - 2:58.896	8 - <b>2:53.848</b>	
4 - 3:02.209	9 - 2:54.918	
5 - 3:10.138	10 - 3:07.137	

Car 56 did not complete a lap. Cars 67, 68, 84, 107, 137, 170 require transponders.  
Weather/Track: Sun/Dry

Silverstone  
Circuit Length = 3.6490 miles.  
Start: 10:18 End: 10:48

## Under 2 litre Touring Cars

### RACE 2 - QUALIFYING LAP ANALYSIS - Silverstone - 22/23/24 July 2011

(contd.)

<b>41</b>	<b>Izaks/Peereboom</b>	Fiat Abarth 1000 TC Corsa
1 - X:00.000 2 - <b>3:02.307</b> 3 - 3:05.091		
<b>42</b>	<b>Frankel/Frankel</b>	Alfa Romeo Giulia Ti Super
1 - X:00.000 2 - <b>2:57.715</b> 3 - 2:57.780 4 - 4:23.142		
<b>43</b>	<b>Hocking/Turrall</b>	Fiat Abarth 1000TC
1 - X:00.000      6 - 5:01.815 2 - 3:05.409      7 - 3:17.516 3 - 3:02.918      8 - 3:06.976 4 - <b>3:02.867</b> 9 - 3:08.607 5 - 3:07.522		
<b>44</b>	<b>Birch/Burnett</b>	Alfa Romeo Giulia TI
1 - X:00.000      6 - 3:05.778 2 - 2:54.218      7 - 3:05.184 3 - <b>2:51.072</b> 8 - 3:00.298 4 - 2:53.295      9 - 3:01.958 5 - 4:40.440      10 - 2:58.101		
<b>48</b>	<b>Maarschalkerwaard</b>	Fiat Abarth 1000 TC Berlina
1 - X:00.000      6 - 3:10.044 2 - 3:12.242      7 - 3:31.724 3 - <b>3:06.429</b> 4 - 3:07.608 5 - 3:09.244		
<b>49</b>	<b>Joy/Konig</b>	Alfa Romeo GTA 1600
1 - X:00.000 2 - 2:53.304 3 - 2:51.926 4 - <b>2:45.650</b> 5 - 2:52.412		
<b>51</b>	<b>Furiani/Fitzsimons</b>	Alfa Romeo GTA
1 - X:00.000      6 - 2:49.252      11 - 2:45.056 2 - <b>2:36.880</b> 7 - 2:47.848 3 - 2:38.224      8 - 2:46.311 4 - 4:24.797      9 - 2:47.328 5 - 2:53.756      10 - 4:02.294		

Car 56 did not complete a lap. Cars 67, 68, 84, 107, 137, 170 require transponders.  
 Weather/Track: Sun/Dry

Silverstone  
 Circuit Length = 3.6490 miles.  
 Start: 10:18 End: 10:48

## Under 2 litre Touring Cars

### RACE 2 - QUALIFYING LAP ANALYSIS - Silverstone - 22/23/24 July 2011

(contd.)

<b>53</b>	<b>Beltramelli</b>	Ford Lotus Cortina
1 - X:00.000	6 - 2:55.676	
2 - 2:44.073	7 - 2:54.013	
3 - <b>2:39.540</b>	8 - 2:46.755	
4 - 2:39.756	9 - 2:45.651	
5 - 2:42.774	10 - 2:46.240	
<b>55</b>	<b>Wills/Twyman</b>	Mini Cooper S
1 - X:00.000	6 - 3:04.287	
2 - 2:45.082	7 - 5:37.139	
3 - <b>2:42.925</b>	8 - 2:48.213	
4 - 5:16.040	9 - 2:46.556	
5 - 5:33.014		
<b>56</b>	<b>Padmore/Padmore</b>	Morris Mini Cooper S
<b>60</b>	<b>Wilson/Hood</b>	Ford Lotus Cortina
1 - X:00.000	6 - 4:17.480	11 - 2:49.664
2 - 2:42.163	7 - 2:52.077	
3 - 2:41.393	8 - 2:54.700	
4 - 2:41.599	9 - 2:50.671	
5 - <b>2:40.980</b>	10 - 2:50.589	
<b>64</b>	<b>Lazzari</b>	Ford Lotus Cortina
1 - X:00.000	6 - 2:52.283	
2 - 2:57.140	7 - <b>2:48.379</b>	
3 - 2:52.559	8 - 2:50.224	
4 - 2:49.219	9 - 2:52.392	
5 - 2:57.124		
<b>67</b>	<b>McInerney/McInerney</b>	BMW Tisa 1800
1 - X:00.000	6 - 4:12.768	
2 - 9:42.769	7 - 2:48.920	
3 - 3:56.102	8 - 3:08.367	
4 - 2:45.267		
5 - <b>2:41.997</b>		
<b>68</b>	<b>Steele/Buxton</b>	Ford Lotus Cortina
1 - X:00.000	6 - 4:27.602	
2 - 3:02.492	7 - 3:00.847	
3 - <b>2:57.078</b>	8 - 3:57.766	
4 - 3:00.777		
5 - 3:04.163		

Car 56 did not complete a lap. Cars 67, 68, 84, 107, 137, 170 require transponders.  
Weather/Track: Sun/Dry

Silverstone  
Circuit Length = 3.6490 miles.  
Start: 10:18 End: 10:48

## Under 2 litre Touring Cars

### RACE 2 - QUALIFYING LAP ANALYSIS - Silverstone - 22/23/24 July 2011

(contd.)

<b>70</b>	<b>Kremer/Kremer</b>	Ford Lotus Cortina		
1 -	X:00.000	6 -	4:16.385	
2 -	2:43.997	7 -	2:56.366	
3 -	2:37.430	8 -	2:53.558	
4 -	<b>2:37.265</b>	9 -	2:57.270	
5 -	2:48.628			
<b>74</b>	<b>Wright</b>	Alfa Romeo Giulia GTA		
1 -	X:00.000	6 -	7:28.337	
2 -	2:49.703	7 -	2:53.464	
3 -	2:47.667	8 -	2:50.369	
4 -	<b>2:47.113</b>	9 -	2:52.145	
5 -	2:52.449	10 -	2:50.166	
<b>75</b>	<b>Bateman</b>	Ford Lotus Cortina		
1 -	X:00.000	6 -	3:08.713	
2 -	3:00.446	7 -	3:25.359	
3 -	<b>2:55.999</b>	8 -	3:17.350	
4 -	3:01.807	9 -	3:12.128	
5 -	4:50.716			
<b>77</b>	<b>Redhouse/Jordan</b>	Ford Lotus Cortina		
1 -	X:00.000	6 -	2:47.009	
2 -	2:39.887	7 -	2:45.588	
3 -	<b>2:37.071</b>	8 -	2:42.225	
4 -	2:49.904	9 -	2:40.830	
5 -	4:30.225	10 -	2:41.931	
<b>79</b>	<b>Jones/Forward</b>	Ford Lotus Cortina		
1 -	X:00.000	6 -	2:49.190	
2 -	2:48.850	7 -	2:46.130	
3 -	3:02.048	8 -	2:46.454	
4 -	<b>2:45.006</b>	9 -	2:53.241	
5 -	4:40.118			
<b>80</b>	<b>Tate/Lawson</b>	Alfa Romeo Giulia Sprint GTA		
1 -	X:00.000	6 -	4:32.247	
2 -	2:47.716	7 -	2:59.229	
3 -	<b>2:41.068</b>	8 -	2:51.340	
4 -	2:48.386	9 -	2:49.061	
5 -	2:44.902	10 -	2:45.970	
<b>82</b>	<b>Pochciol/Wrigley</b>	Ford Lotus Cortina		
1 -	X:00.000	6 -	2:52.964	11 - <b>2:42.302</b>
2 -	2:47.730	7 -	4:18.146	
3 -	2:46.118	8 -	2:45.842	
4 -	2:45.806	9 -	2:43.919	
5 -	2:47.790	10 -	2:44.882	

Car 56 did not complete a lap. Cars 67, 68, 84, 107, 137, 170 require transponders.  
Weather/Track: Sun/Dry

Silverstone  
Circuit Length = 3.6490 miles.  
Start: 10:18 End: 10:48

## Under 2 litre Touring Cars

### RACE 2 - QUALIFYING LAP ANALYSIS - Silverstone - 22/23/24 July 2011

(contd.)

<b>83</b>	<b>Warburton/Newall</b>	Alfa Romeo Giulia Sprint GTA
1 - X:00.000	6 - 4:22.212	
2 - 2:43.165	7 - 3:44.138	
3 - 2:44.418	8 - 3:01.024	
4 - <b>2:42.600</b>	9 - 2:56.264	
5 - 2:44.373	10 - 2:57.603	
<b>84</b>	<b>Savage/Jackson</b>	Alfa Romeo Giulia Sprint GTA
1 - X:00.000	6 - 3:05.881	
2 - 2:58.417	7 - 4:42.014	
3 - 3:00.229	8 - 3:40.784	
4 - <b>2:56.193</b>	9 - 3:29.517	
5 - 2:57.467	10 - 3:31.900	
<b>85</b>	<b>Bennett/Smith</b>	Alfa Romeo Giulia Sprint GTA
1 - X:00.000	6 - 4:41.430	11 - <b>2:43.479</b>
2 - 2:47.205	7 - 2:46.755	
3 - 2:43.673	8 - 2:44.431	
4 - 2:45.680	9 - 2:44.757	
5 - 2:55.228	10 - 2:44.836	
<b>88</b>	<b>Berg/Haughland</b>	Ford Lotus Cortina Mk1
1 - X:00.000	6 - 2:42.693	11 - 2:45.016
2 - 2:42.058	7 - 2:42.977	
3 - <b>2:38.936</b>	8 - 2:45.912	
4 - 2:41.896	9 - 2:43.566	
5 - 4:19.297	10 - 2:45.244	
<b>89</b>	<b>Banks/Banks</b>	Alfa Romeo Giulia Sprint GTA
1 - X:00.000	6 - 2:45.415	11 - 2:40.799
2 - 2:37.886	7 - 4:07.257	
3 - 2:38.501	8 - 2:43.673	
4 - <b>2:37.237</b>	9 - 2:43.533	
5 - 2:40.964	10 - 2:41.004	
<b>95</b>	<b>Jensen</b>	Alfa Romeo Giulia Ti Super
1 - X:00.000	6 - 3:02.178	11 - 3:15.280
2 - 3:01.381	7 - 3:01.549	
3 - 2:59.521	8 - <b>2:58.435</b>	
4 - 2:59.644	9 - 2:59.888	
5 - 3:05.823	10 - 3:00.364	
<b>97</b>	<b>Naismith/Young</b>	Ford Lotus Cortina
1 - X:00.000		
2 - 2:45.929		
3 - <b>2:41.981</b>		

Car 56 did not complete a lap. Cars 67, 68, 84, 107, 137, 170 require transponders.  
Weather/Track: Sun/Dry

Silverstone  
Circuit Length = 3.6490 miles.  
Start: 10:18 End: 10:48

## Under 2 litre Touring Cars

### RACE 2 - QUALIFYING LAP ANALYSIS - Silverstone - 22/23/24 July 2011

(contd.)

<b>100</b>	<b>Shaw/Oliver</b>	BMW 1800 TiSA
1 - X:00.000	6 - 2:49.886	
2 - 2:39.810	7 - 2:39.722	
3 - 2:37.514	8 - 2:43.867	
4 - <b>2:36.026</b>	9 - 2:49.201	
5 - 4:11.527		
<b>104</b>	<b>Bryant/Bryant</b>	BMW 1800 Ti
1 - X:00.000	6 - 3:03.608	
2 - 2:44.516		
3 - <b>2:40.783</b>		
4 - 2:41.030		
5 - 6:14.528		
<b>106</b>	<b>Maarschalkerwaard</b>	Fiat Abarth 1000 TC Berlina
<b>107</b>	<b>Cope/Pearce</b>	BMW 1800 TiSA
1 - X:00.000	6 - 4:26.341	11 - 2:52.793
2 - 2:43.847	7 - 2:54.196	
3 - 2:43.044	8 - 2:57.419	
4 - <b>2:40.816</b>	9 - 2:56.901	
5 - 2:43.349	10 - 2:54.333	
<b>108</b>	<b>Mahy/Truslove</b>	BMW 1800 Ti
1 - X:00.000		
2 - 2:44.630		
3 - 2:41.776		
4 - <b>2:39.140</b>		
<b>109</b>	<b>Adams/Ward</b>	BMW 1800Ti
1 - X:00.000	6 - 4:01.242	11 - 2:45.235
2 - 2:42.315	7 - 2:50.820	
3 - 2:40.898	8 - 2:45.886	
4 - <b>2:39.655</b>	9 - 2:46.715	
5 - 2:42.638	10 - 2:49.674	
<b>111</b>	<b>Clark/McCaig</b>	BMW 1800 Ti
1 - X:00.000	6 - 2:53.771	
2 - 2:44.062	7 - 4:07.956	
3 - <b>2:40.305</b>		
4 - 2:40.662		
5 - 2:42.740		

Car 56 did not complete a lap. Cars 67, 68, 84, 107, 137, 170 require transponders.  
Weather/Track: Sun/Dry

Silverstone  
Circuit Length = 3.6490 miles.  
Start: 10:18 End: 10:48

## Under 2 litre Touring Cars

### RACE 2 - QUALIFYING LAP ANALYSIS - Silverstone - 22/23/24 July 2011

(contd.)

<b>112</b>	<b>Saunders/Palmer</b>	BMW Tisa 1800
1 - X:00.000	6 - 5:08.852	
2 - 2:56.228	7 - 2:58.137	
3 - 2:53.390	8 - 3:01.672	
4 - <b>2:53.170</b>	9 - 3:03.871	
5 - 2:58.503	10 - 2:56.269	
<b>116</b>	<b>Chase-Gardener/Allen</b>	Alfa Romeo Giulia Sprint GTA
1 - X:00.000	6 - 2:53.629	
2 - 2:57.202	7 - 2:54.423	
3 - 2:54.144	8 - 2:55.851	
4 - 2:57.657	9 - 2:54.299	
5 - 5:06.877	10 - <b>2:52.335</b>	
<b>119</b>	<b>Postins</b>	BMW 1800Ti
1 - X:00.000	6 - 5:41.120	
2 - 2:41.077	7 - 2:48.439	
3 - 2:40.630	8 - 2:54.529	
4 - <b>2:39.607</b>	9 - 2:57.338	
5 - 2:41.145	10 - 2:55.875	
<b>126</b>	<b>Halstead/McPherson</b>	Ford Lotus Cortina
1 - X:00.000	6 - 2:48.316	
2 - 2:48.975	7 - 2:45.926	
3 - 2:44.169	8 - 2:46.379	
4 - <b>2:43.419</b>	9 - 3:03.847	
5 - 4:52.518		
<b>127</b>	<b>Burgess</b>	Austin Mini Cooper S
1 - X:00.000	6 - 3:06.303	
2 - 2:51.465	7 - 6:08.287	
3 - 2:47.935	8 - 2:52.443	
4 - <b>2:46.878</b>		
5 - 8:02.724		
<b>136</b>	<b>Gardiner/Keen</b>	Ford Lotus Cortina
1 - X:00.000		
2 - 2:47.461		
3 - 2:39.247		
4 - <b>2:38.991</b>		
<b>137</b>	<b>Strommen/Lund</b>	Ford Lotus Cortina
1 - X:00.000	6 - 5:54.350	
2 - <b>2:53.615</b>	7 - 3:08.505	
3 - 2:53.807	8 - 3:00.014	
4 - 2:57.577	9 - 2:58.757	
5 - 2:57.857P	10 - 2:58.449	

Car 56 did not complete a lap. Cars 67, 68, 84, 107, 137, 170 require transponders.  
Weather/Track: Sun/Dry

Silverstone  
Circuit Length = 3.6490 miles.  
Start: 10:18 End: 10:48



## Under 2 litre Touring Cars

### RACE 2 - QUALIFYING LAP ANALYSIS - Silverstone - 22/23/24 July 2011

(contd.)

<b>138</b>	<b>Beaumont/Wainwright</b>	Ford Lotus Cortina
1 - X:00.000	6 - 4:27.467	
2 - 2:59.405	7 - 2:57.187	
3 - 2:55.241	8 - 2:53.102	
4 - 2:57.185	9 - 2:53.704	
5 - 3:01.162	10 - <b>2:49.272</b>	
<b>161</b>	<b>Letts/Letts</b>	Ford Lotus Cortina
1 - X:00.000	6 - 4:43.544	
2 - 2:42.527	7 - 2:52.045	
3 - 2:39.706	8 - 2:46.980	
4 - <b>2:39.171</b>	9 - 2:47.009	
5 - 2:40.102	10 - 2:58.295	
<b>166</b>	<b>Huni/Pearson</b>	Alfa Romeo Giulia Sprint GTA
1 - X:00.000	6 - 2:59.060	
2 - 2:52.389	7 - 5:59.168	
3 - <b>2:45.368</b>	8 - 2:52.034	
4 - 2:46.491	9 - 2:49.098	
5 - 2:46.777	10 - 2:45.968	
<b>170</b>	<b>Davies/Fizgerald</b>	Ford Cortina
1 - X:00.000	6 - <b>2:48.159</b>	
2 - 2:58.253	7 - 2:59.732 <sup>P</sup>	
3 - 2:59.311		
4 - 2:54.183		
5 - 4:16.294		
<b>179</b>	<b>Roschmann</b>	Alfa Romeo Giulia Sprint GTA
1 - X:00.000	6 - 2:48.196	
2 - 2:42.104	7 - 6:33.412	
3 - 2:39.771	8 - 8:48.763	
4 - 2:40.415		
5 - <b>2:39.705</b>		
<b>194</b>	<b>Girado/Heynes</b>	Alfa Romeo Giulia Sprint
1 - X:00.000	6 - 4:35.794	
2 - 3:01.132	7 - 3:07.114	
3 - 2:56.358	8 - 3:04.627	
4 - <b>2:53.382</b>	9 - 2:59.553	
5 - 3:01.214	10 - 2:56.652	
<b>195</b>	<b>Smail</b>	Ford Lotus Cortina
1 - X:00.000	6 - 5:23.582	
2 - 2:54.869	7 - 2:57.813	
3 - 2:50.987		
4 - <b>2:49.550</b>		
5 - 2:55.100		

Car 56 did not complete a lap. Cars 67, 68, 84, 107, 137, 170 require transponders.  
Weather/Track: Sun/Dry

Silverstone  
Circuit Length = 3.6490 miles.  
Start: 10:18 End: 10:48

# Under 2 litre Touring Cars

## RACE 2 - GRID - Silverstone - 22/23/24 July 2011

ROW  
29  
ROW  
28  
ROW  
27  
ROW  
26  
ROW  
25  
ROW  
24  
ROW  
23  
ROW  
22  
ROW  
21  
ROW  
20  
ROW  
19  
ROW  
18  
ROW  
17  
ROW  
16  
ROW  
15  
ROW  
14  
ROW  
13  
ROW  
12  
ROW  
11  
ROW  
10  
ROW  
9  
ROW  
8  
ROW  
7  
ROW  
6  
ROW  
5  
ROW  
4  
ROW  
3  
ROW  
2  
ROW  
1

11	Rappange	48	Maarschalkerwaard
43	Hocking/Turrall	41	Izaks/Peereboom
95	Jensen	42	Frankel/Frankel
68	Steele/Buxton	84	Savage/Jackson
75	Bateman	38	Izaks/Izaks
137	Strommen/Lund	7	Henderson/Henderson
112	Saunders/Palmer	116	Chase-Gardener/Allen
44	Birch/Burnett	2	Stanbridge/Selby
4	Twyman/Cottingham	138	Beaumont/Wainwright
20	Hunt/Blakeney Edwards	64	Lazzari
3	Kjallgren/Littlejohn	170	Davies/Fitzgerald
74	Wright	127	Burgess
49	Joy/Konig	166	Huni/Pearson
79	Jones/Forward	15	Churchill/Baldwin
85	Bennett/Smith	126	Halstead/McPherson
55	Wills/Radisch	83	Warburton/Newall
10	Hack/Wheeler	82	Pochciol/Wrigley
67	McInerney/McInerney	97	Naismith/Young
5	Monteverde/Pearson	23	Dunham/Owen
80	Tate/Lawson	60	Wilson/Hood
6	Mann	36	Dutton/Brown
104	Bryant/Bryant	111	Clark/McCaig
179	Roschmann	109	Adams/Ward
119	Postins	53	Beltramelli
161	Letts/Letts	108	Mahy/Truslove
136	Gardiner/Keen	88	Berg/Haughland
70	Kremer/Kremer	89	Banks/Banks
77	Redhouse/Jordan	51	Furiani/Fitzsimons
1	Voyazides/Hadfield	100	Shaw/Oliver

POLE

Cars 67, 68, 84, 107, 137, 170 require transponders.  
Weather/Track: Sun/Dry. Reserves in order 107, 194, 195.  
These results are provisional until the conclusion of any judicial and technical matters.

Silverstone  
Circuit Length = 3.6490 miles.  
Start: 10:18 End: 10:48

Clerk of the Course:

Timekeeper:

# Under 2 litre Touring Cars

## RACE 2 - CLASSIFICATION - Silverstone - 22/23/24 July 2011

POS	NO	CL	DRIVER	CAR	TIME	LAPS	GAP	MPH	BEST
1	1	C	Voyazides/Hadfield	Ford Lotus Cortina	51:56.894	19		79.98	2:33.774
2	77	C	Redhouse/Jordan	Ford Lotus Cortina	52:01.682	19	4.788	79.85	2:35.226
3	100	D	Oliver/Shaw	BMW 1800 TiSA	52:03.469	19	6.575	79.81	2:35.940
4	51	C	Furiani/Fitzsimons	Alfa Romeo GTA	52:19.477	19	22.583	79.40	2:35.370
5	89	C	Banks/Banks	Alfa Romeo Giulia Sprint GTA	52:33.043	19	36.149	79.06	2:35.278
6	179	C	Roschmann	Alfa Romeo Giulia Sprint GTA	52:52.785	19	55.891	78.57	2:37.973
7	119	D	Postins	BMW 1800Ti	52:57.128	19	1:00.234	78.46	2:37.768
8	136	C	Gardiner/Keen	Ford Lotus Cortina	53:00.571	19	1:03.677	78.37	2:37.329
9	67	D	McInerney/McInerney	BMW Tisa 1800	53:00.735	19	1:03.841	78.37	2:37.547
10	88	C	Berg/Haughland	Ford Lotus Cortina Mk1	53:07.121	19	1:10.227	78.21	2:37.647
11	80	C	Tate/Lawson	Alfa Romeo Giulia Sprint GTA	53:08.394	19	1:11.500	78.18	2:36.679
12	53	C	Beltramelli	Ford Lotus Cortina	53:10.809	19	1:13.915	78.12	2:37.347
13	109	D	Adams/Ward	BMW 1800Ti	53:14.273	19	1:17.379	78.04	2:38.644
14	36	C	Dutton/Brown	Ford Lotus Cortina	53:22.135	19	1:25.241	77.85	2:38.408
15	104	D	Bryant/Bryant	BMW 1800 Ti	53:23.257	19	1:26.363	77.82	2:38.496
16	60	C	Hood/Wilson	Ford Lotus Cortina	53:27.912	19	1:31.018	77.71	2:38.166
17	6	C	Mann	Ford Lotus Cortina	53:41.664	19	1:44.770	77.37	2:39.120
18	10	B	Hack/Wheeler	Mini Cooper S	53:49.332	19	1:52.438	77.19	2:39.933
19	15	B	Baldwin/Churchill	Austin Mini Cooper S	53:50.163	19	1:53.269	77.17	2:40.140
20	83	C	Newall/Warburton	Alfa Romeo Giulia Sprint GTA	54:14.795	19	2:17.901	76.59	2:37.938
21	126	C	Halstead/McPherson	Ford Lotus Cortina	54:25.611	19	2:28.717	76.33	2:40.310
22	166	C	Huni/Pearson	Alfa Romeo Giulia Sprint GTA	54:26.634	19	2:29.740	76.31	2:42.078
23	74	C	Wright	Alfa Romeo Giulia GTA	54:27.486	19	2:30.592	76.29	2:40.997
24	79	C	Jones/Forward	Ford Lotus Cortina	54:37.258	19	2:40.364	76.06	2:41.739
25	138	C	Beaumont/Wainwright	Ford Lotus Cortina	52:05.134	18	1 LAP	75.56	2:42.580
26	20	B	Hunt/Blakeney Edwards	Morris Mini Cooper	52:09.225	18	1 LAP	75.46	2:44.356
27	70	C	Kremer/Kremer	Ford Lotus Cortina	52:16.093	18	1 LAP	75.30	2:35.529
28	3	B	Kjallgren/Littlejohn	Mini Cooper S	52:27.915	18	1 LAP	75.01	2:42.752
29	68	C	Buxton/Steele	Ford Lotus Cortina	52:34.311	18	1 LAP	74.86	2:42.675
30	170	C	Fitzgerald/Davies	Ford Cortina	52:35.649	18	1 LAP	74.83	2:40.146
31	127	B	Burgess	Austin Mini Cooper S	52:43.687	18	1 LAP	74.64	2:44.806
32	2	B	Stanbridge/Selby	Morris Mini Cooper S	52:51.152	18	1 LAP	74.46	2:45.303
33	137	C	Lund/Strommen	Ford Lotus Cortina	53:01.382	18	1 LAP	74.23	2:46.439
34	116	C	Chase-Gardener/Allen	Alfa Romeo Giulia Sprint GTA	53:18.181	18	1 LAP	73.84	2:47.577
35	49	C	Konig/Joy	Alfa Romeo GTA 1600	53:39.187	18	1 LAP	73.35	2:39.466
36	112	D	Saunders/Palmer	BMW Tisa 1800	53:43.643	18	1 LAP	73.25	2:47.009
37	7	B	Henderson/Henderson	Mini Cooper S	53:49.932	18	1 LAP	73.11	2:47.163
38	38	A	Izaks/Izaks	Fiat Abarth 1000 TC Berlina	54:09.170	18	1 LAP	72.68	2:50.185
39	44	C	Birch/Burnett	Alfa Romeo Giulia Ti	54:20.217	18	1 LAP	72.43	2:47.296
40	41	A	Izaks/Peereboom	Fiat Abarth 1000 TC Corsa	52:02.283	17	2 LAPS	71.42	2:51.839
41	95	C	Jensen	Alfa Romeo Giulia Ti Super	52:27.773	17	2 LAPS	70.84	2:55.444
42	84	C	Savage/Jackson	Alfa Romeo Giulia Sprint GTA	53:06.451	16	3 LAPS	65.86	2:54.387

### NOT CLASSIFIED

82	C	Pochciol/Wrigley	Ford Lotus Cortina	35:03.377	12	D.N.F.	74.80	2:38.629
42	C	Frankel/Frankel	Alfa Romeo Giulia Ti Super	43:55.088	11	D.N.F.	54.72	2:56.768
85	C	Bennett/Smith	Alfa Romeo Giulia Sprint GTA	30:23.498	10	D.N.F.	71.87	2:45.899
23	C	Owen/Dunham	Ford Lotus Cortina	26:39.604	9	D.N.F.	73.72	2:41.189
11	B	Rappange	Mini Cooper S	26:51.579	9	D.N.F.	73.17	2:51.156
108	D	Truslove/Mahy	BMW 1800 Ti	27:20.801	8	D.N.F.	63.86	2:43.662
55	B	Wills/Radisch	Mini Cooper S	27:28.797	8	D.N.F.	63.55	2:41.621
5	C	Pearson/Monteverde	Ford Lotus Cortina	20:03.581	7	D.N.F.	76.15	2:37.357
97	C	Naismith/Young	Ford Lotus Cortina	14:57.691	5	D.N.F.	72.83	2:44.628
161	C	Letts/Letts	Ford Lotus Cortina	10:59.168	4	D.N.F.	79.25	2:39.533
4	B	Twyman/Cottingham	Mini Cooper	11:03.761	4	D.N.F.	78.70	2:41.605
48	A	Maarschalkerwaard	Fiat Abarth 1000 TC Berlina	12:37.973	4	D.N.F.	68.92	3:03.964
75	C	Barton/Bateman	Ford Lotus Cortina	18:20.863	3	D.N.F.	35.52	3:05.304
43	A	Hocking/Turral	Fiat Abarth 1000TC	6:26.139	2	D.N.F.	67.25	3:03.027
64	C	Lazzari	Ford Lotus Cortina	29:35.483	2	D.N.F.	14.62	10:08.030

### FASTEST LAP

1	C	Voyazides/Hadfield	Ford Lotus Cortina	2:33.774	16	85.42mph	137.48kph
100	D	Oliver/Shaw	BMW 1800 TISA	2:35.940	7	84.24mph	135.57kph
10	B	Hack/Wheeler	Mini Cooper S	2:39.933	6	82.13mph	132.18kph
38	A	Izaks/Izaks	Fiat Abarth 1000 TC Berlina	2:50.185	16	77.18mph	124.22kph

These results are provisional until the conclusion of any judicial and technical matters.

Start: 09:49 End: 10:41

Clerk of the Course:		Timekeeper:
----------------------	--	-------------

## Under 2 litre Touring Cars

### RACE 2 - LAP ANALYSIS - Silverstone - 22/23/24 July 2011

<b>1</b>	<b>Voyazides/Hadfield</b>	Ford Lotus Cortina					
1 -	2:38.808	6 -	2:36.658	11 -	2:35.885	16 -	<b>2:33.774</b>
2 -	2:38.184	7 -	2:34.770	12 -	2:35.198	17 -	2:37.191
3 -	2:37.977	8 -	2:34.789	13 -	2:33.953	18 -	2:36.302
4 -	2:40.862	9 -	2:34.921	14 -	2:38.738	19 -	2:33.931
5 -	4:10.215	10 -	3:30.738	15 -	2:34.000		
<b>2</b>	<b>Stanbridge/Selby</b>	Morris Mini Cooper S					
1 -	3:04.533	6 -	2:46.303	11 -	3:55.986	16 -	2:47.903
2 -	2:50.130	7 -	2:46.765	12 -	2:51.635	17 -	2:47.367
3 -	2:47.200	8 -	2:46.402	13 -	2:54.361	18 -	2:47.723
4 -	2:48.759	9 -	<b>2:45.303</b>	14 -	2:52.909		
5 -	3:40.692	10 -	2:47.730	15 -	2:49.451		
<b>3</b>	<b>Kjallgren/Littlejohn</b>	Mini Cooper S					
1 -	3:03.075	6 -	2:49.384	11 -	2:44.524	16 -	2:43.576
2 -	2:50.794	7 -	2:49.102	12 -	2:43.479	17 -	<b>2:42.752</b>
3 -	2:49.618	8 -	4:11.504	13 -	2:43.085	18 -	2:44.609
4 -	2:50.056	9 -	2:48.713	14 -	2:44.023		
5 -	3:39.553	10 -	2:46.378	15 -	2:43.690		
<b>4</b>	<b>Twyman/Cottingham</b>	Mini Cooper					
1 -	2:55.677						
2 -	2:43.192						
3 -	2:43.287						
4 -	<b>2:41.605</b>						
<b>5</b>	<b>Pearson/Monteverde</b>	Ford Lotus Cortina					
1 -	2:50.351	6 -	2:37.715				
2 -	2:41.040	7 -	<b>2:37.357</b>				
3 -	2:40.359						
4 -	2:40.064						
5 -	3:56.695						
<b>6</b>	<b>Mann</b>	Ford Lotus Cortina					
1 -	2:49.251	6 -	2:41.054	11 -	2:41.402	16 -	2:39.343
2 -	2:42.927	7 -	2:40.466	12 -	2:41.890	17 -	<b>2:39.120</b>
3 -	2:45.363	8 -	2:42.139	13 -	2:39.559	18 -	2:40.281
4 -	2:45.178	9 -	4:03.052	14 -	2:39.186	19 -	2:41.214
5 -	3:49.917	10 -	2:41.138	15 -	2:39.184		
<b>7</b>	<b>Henderson/Henderson</b>	Mini Cooper S					
1 -	3:14.401	6 -	2:49.910	11 -	2:52.728	16 -	2:52.662
2 -	2:58.601	7 -	2:48.380	12 -	2:51.555	17 -	2:50.454
3 -	2:48.494	8 -	<b>2:47.163</b>	13 -	2:50.686	18 -	2:51.571
4 -	2:53.836	9 -	4:11.872	14 -	2:51.404		
5 -	3:23.700	10 -	2:57.537	15 -	2:54.978		

Weather/Track: Bright/Dry

## Under 2 litre Touring Cars

### RACE 2 - LAP ANALYSIS - Silverstone - 22/23/24 July 2011

(contd.)

<b>10</b>	<b>Hack/Wheeler</b>	Mini Cooper S					
1 -	2:51.739	6 -	<b>2:39.933</b>	11 -	2:46.449	16 -	2:40.330
2 -	2:40.771	7 -	2:40.404	12 -	2:44.652	17 -	2:40.918
3 -	2:44.821	8 -	2:42.814	13 -	2:43.522	18 -	2:41.033
4 -	2:42.164	9 -	3:44.811	14 -	2:43.387	19 -	2:44.360
5 -	3:50.842	10 -	2:43.846	15 -	2:42.536		
<b>11</b>	<b>Rappange</b>	Mini Cooper S					
1 -	3:17.138	6 -	2:52.259				
2 -	2:57.398	7 -	<b>2:51.156</b>				
3 -	2:52.653	8 -	2:51.920				
4 -	2:57.551	9 -	2:52.743				
5 -	3:18.761						
<b>15</b>	<b>Baldwin/Churchill</b>	Austin Mini Cooper S					
1 -	2:57.328	6 -	2:41.375	11 -	2:42.896	16 -	<b>2:40.140</b>
2 -	2:43.223	7 -	2:41.066	12 -	2:42.360	17 -	2:40.921
3 -	2:45.274	8 -	2:42.977	13 -	2:43.506	18 -	2:41.945
4 -	2:45.128	9 -	3:35.346	14 -	2:42.513	19 -	2:44.838
5 -	3:50.637	10 -	2:46.079	15 -	2:42.611		
<b>20</b>	<b>Hunt/Blakeney Edwards</b>	Morris Mini Cooper					
1 -	3:03.757	6 -	2:47.258	11 -	2:49.608	16 -	<b>2:44.356</b>
2 -	2:52.406	7 -	2:46.754	12 -	3:41.628	17 -	2:46.275
3 -	2:46.707	8 -	2:46.506	13 -	2:46.316	18 -	2:44.363
4 -	2:46.594	9 -	2:44.861	14 -	2:46.343		
5 -	3:41.980	10 -	2:48.106	15 -	2:45.407		
<b>23</b>	<b>Owen/Dunham</b>	Ford Lotus Cortina					
1 -	2:57.090	6 -	2:42.215				
2 -	2:44.298	7 -	<b>2:41.189</b>				
3 -	2:46.007	8 -	2:41.282				
4 -	2:43.946	9 -	3:32.849				
5 -	3:50.728						
<b>36</b>	<b>Dutton/Brown</b>	Ford Lotus Cortina					
1 -	2:46.195	6 -	2:41.735	11 -	2:40.813	16 -	2:39.057
2 -	2:42.433	7 -	2:39.378	12 -	<b>2:38.408</b>	17 -	2:40.378
3 -	2:55.911	8 -	2:39.860	13 -	2:38.860	18 -	2:39.515
4 -	2:40.345	9 -	2:39.217	14 -	3:49.471	19 -	2:40.574
5 -	3:50.061	10 -	2:39.531	15 -	2:40.393		
<b>38</b>	<b>Izaks/Izaks</b>	Fiat Abarth 1000 TC Berlina					
1 -	3:15.556	6 -	2:58.898	11 -	3:43.855	16 -	<b>2:50.185</b>
2 -	3:00.655	7 -	3:00.747	12 -	2:54.105	17 -	2:50.742
3 -	3:00.125	8 -	2:57.611	13 -	2:52.387	18 -	2:51.549
4 -	3:03.974	9 -	2:58.441	14 -	2:53.049		
5 -	3:07.781	10 -	2:58.373	15 -	2:51.137		

Weather/Track: Bright/Dry

www.mstworld.com

Page 2 of 9

Silverstone  
Circuit Length = 3.6490 miles.  
Start: 09:49 End: 10:41

Printed - 10:45 Saturday, 23 July 2011

## Under 2 litre Touring Cars

### RACE 2 - LAP ANALYSIS - Silverstone - 22/23/24 July 2011

(contd.)

<b>41</b>	<b>Izaks/Peereboom</b>	Fiat Abarth 1000 TC Corsa					
1 -	3:15.839	6 -	<b>2:51.839</b>	11 -	3:01.073	16 -	2:56.761
2 -	2:57.605	7 -	2:52.758	12 -	2:59.925	17 -	2:58.276
3 -	2:52.928	8 -	2:52.256	13 -	3:02.325		
4 -	2:57.660	9 -	4:01.628	14 -	2:59.377		
5 -	3:18.801	10 -	3:01.972	15 -	3:01.260		
<b>42</b>	<b>Frankel/Frankel</b>	Alfa Romeo Giulia Ti Super					
1 -	3:16.308	6 -	3:01.231	11 -	9:41.159		
2 -	3:01.595	7 -	3:00.063				
3 -	<b>2:56.768</b>	8 -	3:55.318				
4 -	3:03.194	9 -	2:57.567				
5 -	3:38.500	10 -	5:23.385				
<b>43</b>	<b>Hocking/Turrall</b>	Fiat Abarth 1000TC					
1 -	3:23.112						
2 -	<b>3:03.027</b>						
<b>44</b>	<b>Birch/Burnett</b>	Alfa Romeo Giulia TI					
1 -	3:05.275	6 -	2:49.216	11 -	2:55.746	16 -	2:55.471
2 -	2:51.352	7 -	2:50.884	12 -	2:56.464	17 -	2:54.392
3 -	2:48.745	8 -	<b>2:47.296</b>	13 -	2:55.040	18 -	2:55.016
4 -	2:49.239	9 -	4:18.022	14 -	2:54.746		
5 -	3:39.704	10 -	2:58.547	15 -	2:55.062		
<b>48</b>	<b>Maarschalkerwaard</b>	Fiat Abarth 1000 TC Berlina					
1 -	3:22.023						
2 -	<b>3:03.964</b>						
3 -	3:04.212						
4 -	3:07.774						
<b>49</b>	<b>Konig/Joy</b>	Alfa Romeo GTA 1600					
1 -	2:59.097	6 -	2:41.570	11 -	4:16.595	16 -	2:59.477
2 -	2:44.571	7 -	2:41.903	12 -	3:03.433	17 -	2:57.494
3 -	2:43.289	8 -	<b>2:39.466</b>	13 -	3:02.465	18 -	2:57.921
4 -	2:43.377	9 -	2:40.230	14 -	3:01.372		
5 -	3:49.642	10 -	2:41.199	15 -	2:56.086		
<b>51</b>	<b>Furiani/Fitzsimons</b>	Alfa Romeo GTA					
1 -	2:37.356	6 -	2:35.808	11 -	2:36.392	16 -	2:38.395
2 -	2:36.647	7 -	<b>2:35.370</b>	12 -	2:36.822	17 -	2:38.706
3 -	2:36.798	8 -	2:35.854	13 -	2:38.099	18 -	2:39.931
4 -	2:38.160	9 -	2:35.993	14 -	3:27.380	19 -	2:40.676
5 -	4:14.693	10 -	2:35.758	15 -	2:40.639		

Weather/Track: Bright/Dry

www.mstworld.com

Page 3 of 9

Silverstone  
Circuit Length = 3.6490 miles.  
Start: 09:49 End: 10:41

Printed - 10:45 Saturday, 23 July 2011

## Under 2 litre Touring Cars

### RACE 2 - LAP ANALYSIS - Silverstone - 22/23/24 July 2011

(contd.)

<b>53</b>	<b>Beltramelli</b>	Ford Lotus Cortina					
1 -	2:45.399	6 -	2:39.551	11 -	3:37.304	16 -	2:39.558
2 -	2:40.877	7 -	<b>2:37.347</b>	12 -	2:39.423	17 -	2:37.980
3 -	2:38.560	8 -	2:39.719	13 -	2:39.386	18 -	2:37.983
4 -	2:38.909	9 -	2:40.150	14 -	2:40.078	19 -	2:54.997
5 -	4:04.569	10 -	2:39.239	15 -	2:39.780		
<b>55</b>	<b>Wills/Radisch</b>	Mini Cooper S					
1 -	2:53.488	6 -	2:43.392				
2 -	2:44.391	7 -	7:05.974				
3 -	2:44.905	8 -	2:45.244				
4 -	<b>2:41.621</b>						
5 -	3:49.782						
<b>60</b>	<b>Hood/Wilson</b>	Ford Lotus Cortina					
1 -	2:47.071	6 -	2:39.274	11 -	3:47.494	16 -	2:40.682
2 -	2:43.428	7 -	<b>2:38.166</b>	12 -	2:43.032	17 -	2:40.551
3 -	2:42.109	8 -	2:39.118	13 -	2:43.045	18 -	2:40.699
4 -	2:40.510	9 -	2:38.629	14 -	2:44.190	19 -	2:41.838
5 -	3:56.321	10 -	2:39.207	15 -	2:42.548		
<b>64</b>	<b>Lazzari</b>	Ford Lotus Cortina					
1 -	<b>X:00.000</b>						
2 -	X:00.000						
<b>67</b>	<b>McInerney/McInerney</b>	BMW Tisa 1800					
1 -	2:53.237	6 -	2:41.848	11 -	2:40.259	16 -	2:38.324
2 -	2:44.024	7 -	2:41.331	12 -	2:40.643	17 -	2:37.643
3 -	2:46.142	8 -	2:41.414	13 -	2:38.262	18 -	2:38.251
4 -	2:44.778	9 -	3:28.585	14 -	<b>2:37.547</b>	19 -	2:40.144
5 -	3:49.232	10 -	2:41.276	15 -	2:37.795		
<b>68</b>	<b>Buxton/Steele</b>	Ford Lotus Cortina					
1 -	3:18.890	6 -	2:55.402	11 -	2:45.242	16 -	2:42.758
2 -	3:00.585	7 -	2:53.736	12 -	2:42.826	17 -	2:42.812
3 -	2:57.325	8 -	4:00.393	13 -	2:44.655	18 -	2:43.190
4 -	3:02.613	9 -	2:44.959	14 -	2:43.495		
5 -	3:07.914	10 -	2:44.841	15 -	<b>2:42.675</b>		
<b>70</b>	<b>Kremer/Kremer</b>	Ford Lotus Cortina					
1 -	2:40.258	6 -	2:36.650	11 -	2:41.408	16 -	4:02.749
2 -	2:39.302	7 -	2:35.945	12 -	2:38.605	17 -	2:51.168
3 -	2:38.368	8 -	2:37.951	13 -	2:39.108	18 -	2:56.851
4 -	2:37.409	9 -	<b>2:35.529</b>	14 -	3:44.946		
5 -	4:09.873	10 -	2:40.465	15 -	2:49.508		

Weather/Track: Bright/Dry

www.mstworld.com

Page 4 of 9

Silverstone  
Circuit Length = 3.6490 miles.  
Start: 09:49 End: 10:41

Printed - 10:45 Saturday, 23 July 2011

## Under 2 litre Touring Cars

### RACE 2 - LAP ANALYSIS - Silverstone - 22/23/24 July 2011

(contd.)

<b>74</b>	<b>Wright</b>	Alfa Romeo Giulia GTA					
1 -	3:03.646	6 -	2:47.265	11 -	2:46.081	16 -	2:41.878
2 -	2:48.222	7 -	2:43.079	12 -	2:42.597	17 -	2:41.634
3 -	2:47.553	8 -	2:43.734	13 -	2:43.612	18 -	<b>2:40.997</b>
4 -	2:46.492	9 -	2:43.390	14 -	3:55.533	19 -	2:41.701
5 -	3:44.109	10 -	2:44.591	15 -	2:41.372		
<b>75</b>	<b>Barton/Bateman</b>	Ford Lotus Cortina					
1 -	3:13.780						
2 -	<b>3:05.304</b>						
3 -	X:00.000						
<b>77</b>	<b>Redhouse/Jordan</b>	Ford Lotus Cortina					
1 -	2:38.983	6 -	2:36.279	11 -	3:19.529	16 -	2:35.910
2 -	2:38.334	7 -	<b>2:35.226</b>	12 -	2:38.834	17 -	2:37.767
3 -	2:38.147	8 -	2:35.468	13 -	2:37.408	18 -	2:37.512
4 -	2:37.233	9 -	2:36.564	14 -	2:37.623	19 -	2:37.813
5 -	4:11.166	10 -	2:35.838	15 -	2:36.048		
<b>79</b>	<b>Jones/Forward</b>	Ford Lotus Cortina					
1 -	2:56.436	6 -	2:43.050	11 -	2:46.248	16 -	2:42.749
2 -	2:48.944	7 -	2:42.027	12 -	2:45.258	17 -	2:42.231
3 -	2:43.139	8 -	<b>2:41.739</b>	13 -	2:44.188	18 -	2:43.088
4 -	2:43.235	9 -	3:55.672	14 -	2:42.620	19 -	2:43.937
5 -	3:50.871	10 -	2:58.296	15 -	2:43.530		
<b>80</b>	<b>Tate/Lawson</b>	Alfa Romeo Giulia Sprint GTA					
1 -	2:51.557	6 -	2:41.425	11 -	2:39.992	16 -	2:37.022
2 -	2:45.519	7 -	2:40.819	12 -	2:38.233	17 -	<b>2:36.679</b>
3 -	2:41.782	8 -	2:39.397	13 -	2:37.711	18 -	2:46.452
4 -	2:42.869	9 -	3:38.509	14 -	2:38.566	19 -	2:43.339
5 -	3:49.867	10 -	2:39.741	15 -	2:38.915		
<b>82</b>	<b>Pochciol/Wrigley</b>	Ford Lotus Cortina					
1 -	2:55.907	6 -	2:45.264	11 -	2:39.940		
2 -	3:10.461	7 -	2:42.686	12 -	2:39.497		
3 -	2:46.841	8 -	2:44.263				
4 -	2:46.418	9 -	3:36.908				
5 -	3:36.563	10 -	<b>2:38.629</b>				
<b>83</b>	<b>Newall/Warburton</b>	Alfa Romeo Giulia Sprint GTA					
1 -	2:53.912	6 -	2:40.617	11 -	2:39.032	16 -	2:47.742
2 -	2:44.112	7 -	2:38.726	12 -	3:40.681	17 -	2:47.614
3 -	2:46.693	8 -	2:41.898	13 -	2:50.591	18 -	2:47.225
4 -	2:42.587	9 -	2:39.359	14 -	2:50.131	19 -	2:47.585
5 -	3:48.066	10 -	<b>2:37.938</b>	15 -	2:50.286		

Weather/Track: Bright/Dry

www.mstworld.com

Page 5 of 9

Silverstone  
Circuit Length = 3.6490 miles.  
Start: 09:49 End: 10:41

Printed - 10:45 Saturday, 23 July 2011



## Under 2 litre Touring Cars

### RACE 2 - LAP ANALYSIS - Silverstone - 22/23/24 July 2011

(contd.)

<b>84</b>	<b>Savage/Jackson</b>	Alfa Romeo Giulia Sprint GTA					
1 -	3:14.701	6 -	2:56.669	11 -	3:22.407	16 -	3:25.981
2 -	3:02.851	7 -	<b>2:54.387</b>	12 -	3:21.946		
3 -	2:57.742	8 -	4:30.095	13 -	3:30.819		
4 -	3:03.715	9 -	3:25.899	14 -	3:22.953		
5 -	3:07.490	10 -	3:25.131	15 -	3:23.665		
<b>85</b>	<b>Bennett/Smith</b>	Alfa Romeo Giulia Sprint GTA					
1 -	3:00.641	6 -	2:48.087				
2 -	2:49.802	7 -	2:46.722				
3 -	2:48.106	8 -	<b>2:45.899</b>				
4 -	2:55.287	9 -	2:48.708				
5 -	3:40.034	10 -	4:00.212				
<b>88</b>	<b>Berg/Haughland</b>	Ford Lotus Cortina Mk1					
1 -	2:44.698	6 -	2:38.437	11 -	2:38.227	16 -	2:39.252
2 -	2:39.157	7 -	<b>2:37.647</b>	12 -	2:42.097	17 -	2:38.932
3 -	2:39.234	8 -	2:38.539	13 -	2:39.543	18 -	2:39.438
4 -	2:38.587	9 -	2:38.328	14 -	2:40.245	19 -	2:42.240
5 -	4:05.618	10 -	3:46.801	15 -	2:40.101		
<b>89</b>	<b>Banks/Banks</b>	Alfa Romeo Giulia Sprint GTA					
1 -	2:39.903	6 -	2:38.769	11 -	2:40.133	16 -	2:38.111
2 -	2:38.234	7 -	<b>2:35.278</b>	12 -	2:37.043	17 -	2:37.471
3 -	2:38.896	8 -	2:36.145	13 -	2:36.601	18 -	2:37.153
4 -	2:36.939	9 -	2:36.150	14 -	2:37.342	19 -	2:39.600
5 -	4:10.671	10 -	3:41.441	15 -	2:37.163		
<b>95</b>	<b>Jensen</b>	Alfa Romeo Giulia Ti Super					
1 -	3:20.140	6 -	2:58.104	11 -	4:29.895	16 -	2:57.071
2 -	2:59.740	7 -	2:59.300	12 -	2:56.638	17 -	<b>2:55.444</b>
3 -	2:57.998	8 -	2:56.612	13 -	2:55.799		
4 -	3:03.166	9 -	2:58.684	14 -	2:56.053		
5 -	3:08.258	10 -	2:58.613	15 -	2:56.258		
<b>97</b>	<b>Naismith/Young</b>	Ford Lotus Cortina					
1 -	2:52.484						
2 -	2:45.147						
3 -	2:46.254						
4 -	<b>2:44.628</b>						
5 -	3:49.178						
<b>100</b>	<b>Oliver/Shaw</b>	BMW 1800 TiSA					
1 -	2:37.780	6 -	2:36.963	11 -	2:37.110	16 -	2:36.717
2 -	2:38.674	7 -	<b>2:35.940</b>	12 -	3:14.931	17 -	2:36.218
3 -	2:39.671	8 -	2:37.110	13 -	2:38.202	18 -	2:37.984
4 -	2:36.966	9 -	2:37.484	14 -	2:37.529	19 -	2:38.116
5 -	4:11.296	10 -	2:37.989	15 -	2:36.789		

Weather/Track: Bright/Dry

## Under 2 litre Touring Cars

### RACE 2 - LAP ANALYSIS - Silverstone - 22/23/24 July 2011

(contd.)

<b>104</b>	<b>Bryant/Bryant</b>	BMW 1800 Ti					
1 -	2:50.038	6 -	2:40.190	11 -	2:41.406	16 -	2:39.552
2 -	2:46.658	7 -	2:40.540	12 -	2:38.869	17 -	2:38.700
3 -	2:46.944	8 -	2:39.273	13 -	2:38.518	18 -	<b>2:38.496</b>
4 -	2:45.531	9 -	2:41.311	14 -	2:41.171	19 -	2:40.470
5 -	4:55.018	10 -	2:40.493	15 -	2:40.079		
<b>108</b>	<b>Truslove/Mahy</b>	BMW 1800 Ti					
1 -	2:48.633	6 -	<b>2:43.662</b>				
2 -	2:48.137	7 -	2:49.329				
3 -	2:48.589	8 -	6:46.643				
4 -	2:45.333						
5 -	3:50.475						
<b>109</b>	<b>Adams/Ward</b>	BMW 1800Ti					
1 -	2:48.284	6 -	2:43.204	11 -	2:41.693	16 -	2:38.897
2 -	2:43.569	7 -	2:39.884	12 -	2:40.635	17 -	2:40.108
3 -	2:42.046	8 -	2:39.259	13 -	2:41.088	18 -	<b>2:38.644</b>
4 -	2:41.414	9 -	2:39.482	14 -	3:27.165	19 -	2:51.294
5 -	3:54.794	10 -	2:40.248	15 -	2:42.565		
<b>112</b>	<b>Saunders/Palmer</b>	BMW Tisa 1800					
1 -	3:10.103	6 -	2:52.917	11 -	2:51.392	16 -	2:48.856
2 -	2:55.246	7 -	2:51.699	12 -	2:48.776	17 -	<b>2:47.009</b>
3 -	2:55.150	8 -	2:53.291	13 -	2:50.085	18 -	2:47.283
4 -	2:55.700	9 -	2:53.437	14 -	2:50.122		
5 -	3:25.293	10 -	4:17.953	15 -	2:49.331		
<b>116</b>	<b>Chase-Gardener/Allen</b>	Alfa Romeo Giulia Sprint GTA					
1 -	3:07.585	6 -	2:49.947	11 -	2:49.452	16 -	2:48.581
2 -	2:55.658	7 -	2:51.977	12 -	2:49.990	17 -	2:49.680
3 -	2:55.198	8 -	4:02.419	13 -	2:50.576	18 -	2:49.671
4 -	2:54.549	9 -	2:50.937	14 -	2:48.532		
5 -	3:25.303	10 -	2:50.549	15 -	<b>2:47.577</b>		
<b>119</b>	<b>Postins</b>	BMW 1800Ti					
1 -	2:40.674	6 -	2:39.208	11 -	2:39.782	16 -	2:38.159
2 -	2:38.192	7 -	2:38.377	12 -	2:39.863	17 -	2:38.046
3 -	2:38.592	8 -	3:43.922	13 -	<b>2:37.768</b>	18 -	2:39.728
4 -	2:38.893	9 -	2:37.781	14 -	2:38.720	19 -	2:39.830
5 -	4:10.385	10 -	2:39.795	15 -	2:39.413		
<b>126</b>	<b>Halstead/McPherson</b>	Ford Lotus Cortina					
1 -	3:17.628	6 -	2:47.267	11 -	2:41.416	16 -	2:42.673
2 -	2:49.363	7 -	2:44.119	12 -	<b>2:40.310</b>	17 -	2:41.975
3 -	2:46.459	8 -	2:42.792	13 -	2:42.407	18 -	2:41.007
4 -	2:41.660	9 -	2:42.253	14 -	2:42.771	19 -	2:40.425
5 -	3:40.569	10 -	3:58.958	15 -	2:41.559		

Weather/Track: Bright/Dry

www.mstworld.com

Page 7 of 9

Silverstone  
Circuit Length = 3.6490 miles.  
Start: 09:49 End: 10:41

Printed - 10:45 Saturday, 23 July 2011

## Under 2 litre Touring Cars

### RACE 2 - LAP ANALYSIS - Silverstone - 22/23/24 July 2011

(contd.)

<b>127</b>	<b>Burgess</b>	Austin Mini Cooper S					
1 -	2:56.605	6 -	<b>2:44.806</b>	11 -	2:45.979	16 -	2:47.863
2 -	2:47.390	7 -	2:45.987	12 -	2:46.577	17 -	2:47.117
3 -	2:46.481	8 -	2:47.479	13 -	2:46.323	18 -	2:47.795
4 -	2:45.357	9 -	2:47.198	14 -	2:47.913		
5 -	3:47.204	10 -	4:19.738	15 -	2:45.875		
<b>136</b>	<b>Gardiner/Keen</b>	Ford Lotus Cortina					
1 -	2:46.781	6 -	2:47.153	11 -	2:39.243	16 -	2:37.467
2 -	2:44.466	7 -	2:42.537	12 -	2:38.649	17 -	2:37.419
3 -	2:45.697	8 -	2:43.281	13 -	2:38.687	18 -	2:38.124
4 -	2:46.521	9 -	3:31.433	14 -	<b>2:37.329</b>	19 -	2:39.508
5 -	3:49.933	10 -	2:38.866	15 -	2:37.477		
<b>137</b>	<b>Lund/Strommen</b>	Ford Lotus Cortina					
1 -	3:08.918	6 -	2:48.480	11 -	<b>2:46.439</b>	16 -	2:49.891
2 -	2:55.811	7 -	2:48.787	12 -	2:49.421	17 -	2:47.645
3 -	2:55.077	8 -	2:48.433	13 -	2:50.598	18 -	2:48.077
4 -	2:54.444	9 -	2:48.422	14 -	3:59.614		
5 -	3:23.369	10 -	2:46.743	15 -	2:51.213		
<b>138</b>	<b>Beaumont/Wainwright</b>	Ford Lotus Cortina					
1 -	3:02.227	6 -	2:45.940	11 -	2:44.476	16 -	<b>2:42.580</b>
2 -	2:47.570	7 -	2:44.255	12 -	2:45.826	17 -	2:44.013
3 -	2:46.215	8 -	4:02.254	13 -	2:43.676	18 -	2:47.940
4 -	2:45.616	9 -	2:46.691	14 -	2:43.411		
5 -	3:45.354	10 -	2:44.475	15 -	2:42.615		
<b>161</b>	<b>Letts/Letts</b>	Ford Lotus Cortina					
1 -	2:45.630						
2 -	2:41.141						
3 -	<b>2:39.533</b>						
4 -	2:52.864						
<b>166</b>	<b>Huni/Pearson</b>	Alfa Romeo Giulia Sprint GTA					
1 -	3:03.398	6 -	2:44.636	11 -	3:43.642	16 -	2:42.599
2 -	2:47.912	7 -	2:43.529	12 -	2:45.255	17 -	2:42.796
3 -	2:45.853	8 -	2:45.848	13 -	2:45.080	18 -	<b>2:42.078</b>
4 -	2:47.155	9 -	2:43.204	14 -	2:48.616	19 -	2:42.555
5 -	3:45.063	10 -	2:44.606	15 -	2:42.809		
<b>170</b>	<b>Fitzgerald/Davies</b>	Ford Cortina					
1 -	2:57.722	6 -	2:42.609	11 -	3:47.757	16 -	2:54.253
2 -	2:44.665	7 -	2:42.981	12 -	2:53.337	17 -	2:53.736
3 -	2:43.847	8 -	2:41.002	13 -	2:54.162	18 -	2:54.415
4 -	2:43.580	9 -	2:40.632	14 -	2:57.759		
5 -	3:48.383	10 -	<b>2:40.146</b>	15 -	2:54.663		

Weather/Track: Bright/Dry

www.mstworld.com

Page 8 of 9

Silverstone  
Circuit Length = 3.6490 miles.  
Start: 09:49 End: 10:41

Printed - 10:45 Saturday, 23 July 2011

## Under 2 litre Touring Cars

### RACE 2 - LAP ANALYSIS - Silverstone - 22/23/24 July 2011

(contd.)

<b>179</b>	<b>Roschmann</b>	<b>Alfa Romeo Giulia Sprint GTA</b>		
1 - 2:49.608	6 - 2:41.434	11 - 2:43.750	16 - 2:38.331	
2 - 2:46.577	7 - 2:38.326	12 - 2:40.046	17 - <b>2:37.973</b>	
3 - 2:41.900	8 - 2:39.587	13 - 3:31.080	18 - 2:38.060	
4 - 2:42.314	9 - 2:38.905	14 - 2:39.103	19 - 2:38.746	
5 - 3:50.245	10 - 2:38.375	15 - 2:38.425		

# Under 2 litre Touring Cars

## RACE 2 - LAP CHART - Silverstone - 22/23/24 July 2011

Lap 1			Lap 2			Lap 3			Lap 4			Lap 5		
No	Behind	Laptime	No	Behind	Laptime	No	Behind	Laptime	No	Behind	Laptime	No	Behind	Laptime
51		2:37.356	51		2:36.647	51		2:36.798	51		2:38.160	51		4:14.693
100	0.424	2:37.780	100	2.451	2:38.674	1	4.168	2:37.977	77	3.736	2:37.233	77	0.209	4:11.166
1	1.452	2:38.808	1	2.989	2:38.184	77	4.663	2:38.147	100	4.130	2:36.966	100	0.733	4:11.296
77	1.627	2:38.983	77	3.314	2:38.334	100	5.324	2:39.671	89	5.011	2:36.939	89	0.989	4:10.671
89	2.547	2:39.903	89	4.134	2:38.234	89	6.232	2:38.896	70	6.376	2:37.409	70	1.556	4:09.873
70	2.902	2:40.258	119	4.863	2:38.192	119	6.657	2:38.592	1	6.870	2:40.862	1	2.392	4:10.215
119	3.318	2:40.674	70	5.557	2:39.302	70	7.127	2:38.368	119	7.390	2:38.893	119	3.082	4:10.385
88	7.342	2:44.698	88	9.852	2:39.157	88	12.288	2:39.234	88	12.715	2:38.587	88	3.640	4:05.618
53	8.043	2:45.399	53	12.273	2:40.877	53	14.035	2:38.560	53	14.784	2:38.909	53	4.660	4:04.569
161	8.274	2:45.630	161	12.768	2:41.141	161	15.503	2:39.533	5	22.853	2:40.064	5	4.855	3:56.695
36	8.839	2:46.195	36	14.625	2:42.433	5	20.949	2:40.359	60	24.157	2:40.510	60	5.785	3:56.321
136	9.425	2:46.781	60	16.496	2:43.428	60	21.807	2:42.109	109	26.352	2:41.414	109	6.453	3:54.794
60	9.715	2:47.071	136	17.244	2:44.466	109	23.098	2:42.046	161	30.207	2:52.864	10	6.683	3:50.842
109	10.928	2:48.284	5	17.388	2:41.040	136	26.143	2:45.697	10	30.534	2:42.164	179	6.990	3:50.245
108	11.277	2:48.633	109	17.850	2:43.569	10	26.530	2:44.821	179	31.438	2:42.314	80	7.940	3:49.867
6	11.895	2:49.251	6	18.175	2:42.927	6	26.740	2:45.363	80	32.766	2:42.869	6	8.982	3:49.917
179	12.252	2:49.608	10	18.507	2:40.771	179	27.284	2:41.900	6	33.758	2:45.178	136	9.744	3:49.933
104	12.682	2:50.038	179	22.182	2:46.577	80	28.057	2:41.782	136	34.504	2:46.521	55	10.533	3:49.782
5	12.995	2:50.351	104	22.693	2:46.658	4	31.355	2:43.287	4	34.800	2:41.605	36	11.291	3:50.061
80	14.201	2:51.557	108	22.767	2:48.137	55	31.983	2:44.905	55	35.444	2:41.621	83	11.716	3:48.066
10	14.383	2:51.739	80	23.073	2:45.519	67	32.602	2:46.142	36	35.923	2:40.345	67	13.759	3:49.232
97	15.128	2:52.484	67	23.258	2:44.024	104	32.839	2:46.944	83	38.343	2:42.587	97	14.037	3:49.178
67	15.881	2:53.237	97	23.628	2:45.147	97	33.084	2:46.254	67	39.220	2:44.778	170	14.543	3:48.383
55	16.132	2:53.488	55	23.876	2:44.391	36	33.738	2:55.911	97	39.552	2:44.628	49	16.322	3:49.642
83	16.556	2:53.912	83	24.021	2:44.112	83	33.916	2:46.693	104	40.210	2:45.531	108	17.513	3:50.475
4	18.321	2:55.677	4	24.866	2:43.192	108	34.558	2:48.589	170	40.853	2:43.580	15	17.936	3:50.637
82	18.551	2:55.907	15	26.548	2:43.223	15	35.024	2:45.274	49	41.373	2:43.377	23	18.415	3:50.728
79	19.080	2:56.436	23	27.385	2:44.298	170	35.433	2:43.847	108	41.731	2:45.333	79	18.971	3:50.871
127	19.249	2:56.605	170	28.384	2:44.665	49	36.156	2:43.289	15	41.992	2:45.128	127	19.383	3:47.204
23	19.734	2:57.090	49	29.665	2:44.571	23	36.594	2:46.007	23	42.380	2:43.946	138	23.328	3:45.354
15	19.972	2:57.328	127	29.992	2:47.390	79	37.718	2:43.139	79	42.793	2:43.235	166	25.727	3:45.063
170	20.366	2:57.722	79	31.377	2:48.944	127	39.675	2:46.481	127	46.872	2:45.357	74	26.368	3:44.109
49	21.741	2:59.097	138	35.794	2:47.570	138	45.211	2:46.215	138	52.667	2:45.616	2	27.660	3:40.692
85	23.285	3:00.641	85	36.440	2:49.802	166	46.362	2:45.853	166	55.357	2:47.155	20	27.790	3:41.980
138	24.871	3:02.227	166	37.307	2:47.912	85	47.748	2:48.106	74	56.952	2:46.492	3	29.442	3:39.553
3	25.719	3:03.075	74	37.865	2:48.222	74	48.620	2:47.553	20	1:00.503	2:46.594	85	30.216	3:40.034
166	26.042	3:03.398	3	39.866	2:50.794	2	51.062	2:47.200	2	1:01.661	2:48.759	44	30.661	3:39.704
74	26.290	3:03.646	2	40.660	2:50.130	20	52.069	2:46.707	3	1:04.582	2:50.056	126	32.025	3:40.569
20	26.401	3:03.757	20	42.160	2:52.406	3	52.686	2:49.618	85	1:04.875	2:55.287	82	32.536	3:36.563
2	27.177	3:04.533	44	42.624	2:51.352	44	54.571	2:48.745	44	1:05.650	2:49.239	137	33.965	3:23.369
44	27.919	3:05.275	116	49.240	2:55.658	82	1:02.408	2:46.841	126	1:06.149	2:41.660	116	34.639	3:25.303
116	30.229	3:07.585	137	50.726	2:55.811	126	1:02.649	2:46.459	82	1:10.666	2:46.418	7	35.378	3:23.700
137	31.562	3:08.918	112	51.346	2:55.246	116	1:07.640	2:55.198	116	1:24.029	2:54.549	112	37.838	3:25.293
112	32.747	3:10.103	82	52.365	3:10.461	137	1:09.005	2:55.077	137	1:25.289	2:54.444	41	39.179	3:18.801
75	36.424	3:13.780	126	52.988	2:49.363	112	1:09.698	2:55.150	7	1:26.371	2:53.836	11	39.847	3:18.761
7	37.045	3:14.401	7	58.999	2:58.601	7	1:10.695	2:48.494	112	1:27.238	2:55.700	84	42.845	3:07.490
84	37.345	3:14.701	41	59.441	2:57.605	41	1:15.571	2:52.928	41	1:35.071	2:57.660	68	43.673	3:07.914
38	38.200	3:15.556	11	1:00.533	2:57.398	11	1:16.388	2:52.653	11	1:35.779	2:57.551	38	44.437	3:07.781
41	38.483	3:15.839	38	1:02.208	3:00.655	42	1:23.870	2:56.768	42	1:48.904	3:03.194	95	45.648	3:08.258
42	38.952	3:16.308	84	1:03.549	3:02.851	84	1:24.493	2:57.742	84	1:50.048	3:03.715	42	1:12.711	3:38.500

Weather/Track: Bright/Dry

# Under 2 litre Touring Cars

## RACE 2 - LAP CHART - Silverstone - 22/23/24 July 2011

(contd.)

Lap 6			Lap 7			Lap 8			Lap 9			Lap 10		
No	Behind	Laptime	No	Behind	Laptime	No	Behind	Laptime	No	Behind	Laptime	No	Behind	Laptime
51		2:35.808	51		2:35.370	51		2:35.854	51		2:35.993	51		2:35.758
77	0.680	2:36.279	77	0.536	2:35.226	77	0.150	2:35.468	1	0.505	2:34.921	77	0.801	2:35.838
100	1.888	2:36.963	100	2.458	2:35.940	1	1.577	2:34.789	77	0.721	2:36.564	100	7.436	2:37.989
70	2.398	2:36.650	1	2.642	2:34.770	100	3.714	2:37.110	89	4.306	2:36.150	70	9.313	2:40.465
1	3.242	2:36.658	70	2.973	2:35.945	89	4.149	2:36.145	70	4.606	2:35.529	3	1 LAP	2:48.713
89	3.950	2:38.769	89	3.858	2:35.278	70	5.070	2:37.951	100	5.205	2:37.484	116	1 LAP	2:50.937
88	6.269	2:38.437	88	8.546	2:37.647	88	11.231	2:38.539	68	1 LAP	4:00.393	7	1 LAP	4:11.872
119	6.482	2:39.208	5	8.749	2:37.357	53	14.245	2:39.719	88	13.566	2:38.328	44	1 LAP	4:18.022
5	6.762	2:37.715	119	9.489	2:38.377	60	15.311	2:39.118	60	17.947	2:38.629	41	1 LAP	4:01.628
53	8.403	2:39.551	53	10.380	2:37.347	179	19.305	2:39.587	53	18.402	2:40.150	68	1 LAP	2:44.959
60	9.251	2:39.274	60	12.047	2:38.166	109	21.768	2:39.259	179	22.217	2:38.905	60	21.396	2:39.207
10	10.808	2:39.933	179	15.572	2:38.326	80	22.549	2:39.397	109	25.257	2:39.482	53	21.883	2:39.239
179	12.616	2:41.434	10	15.842	2:40.404	10	22.802	2:42.814	36	28.456	2:39.217	179	24.834	2:38.375
80	13.557	2:41.425	109	18.363	2:39.884	36	25.232	2:39.860	83	29.291	2:39.359	109	29.747	2:40.248
109	13.849	2:43.204	80	19.006	2:40.819	6	25.609	2:42.139	49	36.466	2:40.230	83	31.471	2:37.938
6	14.228	2:41.054	6	19.324	2:40.466	83	25.925	2:41.898	170	38.742	2:40.632	36	32.229	2:39.531
83	16.525	2:40.617	83	19.881	2:38.726	67	31.320	2:41.414	84	1 LAP	4:30.095	49	41.907	2:41.199
36	17.218	2:41.735	36	21.226	2:39.378	49	32.229	2:39.466	42	1 LAP	3:55.318	170	43.130	2:40.146
55	18.117	2:43.392	67	25.760	2:41.331	170	34.103	2:41.002	166	59.919	2:43.204	1	55.485	3:30.738
67	19.799	2:41.848	136	28.256	2:42.537	136	35.683	2:43.281	74	1:00.811	2:43.390	42	1 LAP	2:57.567
136	21.089	2:47.153	49	28.617	2:41.903	23	36.069	2:41.282	127	1:01.828	2:47.198	166	1:08.767	2:44.606
170	21.344	2:42.609	170	28.955	2:42.981	15	36.322	2:42.977	126	1:05.431	2:42.253	74	1:09.644	2:44.591
49	22.084	2:41.570	15	29.199	2:41.066	79	38.755	2:41.739	2	1:09.408	2:45.303	89	1:09.989	3:41.441
15	23.503	2:41.375	23	30.641	2:41.189	127	50.623	2:47.479	20	1:10.144	2:44.861	2	1:21.380	2:47.730
23	24.822	2:42.215	79	32.870	2:42.027	166	52.708	2:45.848	85	1:16.607	2:48.708	20	1:22.492	2:48.106
108	25.367	2:43.662	127	38.998	2:45.987	74	53.414	2:43.734	119	1:19.345	2:37.781	119	1:23.382	2:39.795
79	26.213	2:43.050	108	39.326	2:49.329	82	57.717	2:44.263	67	1:23.912	3:28.585	88	1:24.609	3:46.801
127	28.381	2:44.806	138	42.345	2:44.255	126	59.171	2:42.792	137	1:25.062	2:48.422	80	1:29.048	2:39.741
138	33.460	2:45.940	166	42.714	2:43.529	2	1:00.098	2:46.402	80	1:25.065	3:38.509	67	1:29.430	2:41.276
166	34.555	2:44.636	74	45.534	2:43.079	20	1:01.276	2:46.506	136	1:31.123	3:31.433	84	1 LAP	3:25.899
74	37.825	2:47.265	82	49.308	2:42.686	85	1:03.892	2:45.899	10	1:31.620	3:44.811	136	1:34.231	2:38.866
2	38.155	2:46.303	2	49.550	2:46.765	44	1:11.025	2:47.296	23	1:32.925	3:32.849	137	1:36.047	2:46.743
20	39.240	2:47.258	20	50.624	2:46.754	137	1:12.633	2:48.433	15	1:35.675	3:35.346	10	1:39.708	2:43.846
82	41.992	2:45.264	126	52.233	2:44.119	7	1:13.799	2:47.163	104	1:38.824	2:41.311	104	1:43.559	2:40.493
85	42.495	2:48.087	85	53.847	2:46.722	119	1:17.557	3:43.922	11	1:44.900	2:52.743	15	1:45.996	2:46.079
3	43.018	2:49.384	3	56.750	2:49.102	11	1:28.150	2:51.920	112	1:46.157	2:53.437	64	8 LAPS	19:27.453
126	43.484	2:47.267	44	59.583	2:50.884	112	1:28.713	2:53.291	6	1:52.668	4:03.052	6	1:58.048	2:41.138
44	44.069	2:49.216	137	1:00.054	2:48.787	41	1:29.000	2:52.256	79	1:58.434	3:55.672	82	2:01.503	2:38.629
137	46.637	2:48.480	7	1:02.490	2:48.380	104	1:33.506	2:39.273	82	1:58.632	3:36.908	79	2:20.972	2:58.296
116	48.778	2:49.947	116	1:05.385	2:51.977	95	1:52.632	2:56.612	108	1 LAP	6:46.643	138	2:28.160	2:44.475
7	49.480	2:49.910	112	1:11.276	2:51.699	38	1:54.661	2:57.611	95	2:15.323	2:58.684	126	2:28.631	3:58.958
112	54.947	2:52.917	11	1:12.084	2:51.156	138	2:08.745	4:02.254	38	2:17.109	2:58.441			
41	55.210	2:51.839	41	1:12.598	2:52.758	55	1 LAP	7:05.974	138	2:19.443	2:46.691			
11	56.298	2:52.259	68	1:21.633	2:53.736	116	2:31.950	4:02.419	55	1 LAP	2:45.244			
75	3 LAPS	12:01.779	84	1:22.723	2:54.387	3	2:32.400	4:11.504						
68	1:03.267	2:55.402	104	1:30.087	2:40.540									
84	1:03.706	2:56.669	95	1:31.874	2:59.300									
38	1:07.527	2:58.898	38	1:32.904	3:00.747									
95	1:07.944	2:58.104	42	2:02.827	3:00.063									
104	1:24.917	2:40.190												

Weather/Track: Bright/Dry

## Under 2 litre Touring Cars

### RACE 2 - LAP CHART - Silverstone - 22/23/24 July 2011

(contd.)

Lap 11			Lap 12			Lap 13			Lap 14			Lap 15		
No	Behind	Laptime	No	Behind	Laptime	No	Behind	Laptime	No	Behind	Laptime	No	Behind	Laptime
51		2:36.392	51		2:36.822	51		2:38.099	77		2:37.623	77		2:36.048
95	1 LAP	2:58.613	2	1 LAP	3:55.986	79	1 LAP	2:45.258	100	1.013	2:37.529	3	1 LAP	2:44.023
38	1 LAP	2:58.373	70	16.112	2:38.605	20	1 LAP	3:41.628	68	1 LAP	2:44.655	100	1.754	2:36.789
85	1 LAP	4:00.212	127	1 LAP	2:45.979	138	1 LAP	2:45.826	51	4.498	3:27.380	127	1 LAP	2:47.913
100	8.154	2:37.110	3	1 LAP	2:44.524	49	1 LAP	3:03.433	1	5.064	2:38.738	1	3.016	2:34.000
127	1 LAP	4:19.738	179	35.416	2:40.046	70	17.121	2:39.108	116	1 LAP	2:50.576	2	1 LAP	2:52.909
70	14.329	2:41.408	68	1 LAP	2:45.242	2	1 LAP	2:51.635	84	2 LAPS	3:21.946	51	9.089	2:40.639
3	1 LAP	2:46.378	116	1 LAP	2:49.452	127	1 LAP	2:46.577	89	26.913	2:37.342	68	1 LAP	2:43.495
116	1 LAP	2:50.549	36	38.236	2:38.408	84	2 LAPS	3:22.407	7	1 LAP	2:50.686	137	1 LAP	3:59.614
68	1 LAP	2:44.841	109	38.861	2:40.635	3	1 LAP	2:43.479	70	39.185	3:44.946	49	1 LAP	3:01.372
179	32.192	2:43.750	77	45.950	2:38.834	36	38.997	2:38.860	53	43.879	2:40.078	89	28.028	2:37.163
83	34.111	2:39.032	100	46.263	3:14.931	68	1 LAP	2:42.826	112	1 LAP	2:50.085	116	1 LAP	2:48.532
109	35.048	2:41.693	7	1 LAP	2:52.728	109	41.850	2:41.088	179	44.618	2:39.103	179	46.995	2:38.425
7	1 LAP	2:57.537	1	53.354	2:35.198	77	45.259	2:37.408	119	45.320	2:38.720	7	1 LAP	2:51.404
36	36.650	2:40.813	44	1 LAP	2:55.746	100	46.366	2:38.202	109	46.133	3:27.165	53	47.611	2:39.780
44	1 LAP	2:58.547	112	1 LAP	2:51.392	1	49.208	2:33.953	44	1 LAP	2:55.040	119	48.685	2:39.413
77	43.938	3:19.529	41	1 LAP	3:01.073	116	1 LAP	2:49.990	80	49.355	2:38.566	80	52.222	2:38.915
41	1 LAP	3:01.972	38	1 LAP	3:43.855	7	1 LAP	2:51.555	88	50.526	2:40.245	70	52.645	2:49.508
112	1 LAP	4:17.953	89	1:13.951	2:37.043	89	1:12.453	2:36.601	67	51.946	2:37.547	109	52.650	2:42.565
1	54.978	2:35.885	42	2 LAPS	5:23.385	44	1 LAP	2:56.464	136	53.944	2:37.329	67	53.693	2:37.795
89	1:13.730	2:40.133	74	1:25.108	2:42.597	112	1 LAP	2:48.776	38	1 LAP	2:52.387	88	54.579	2:40.101
74	1:19.333	2:46.081	53	1:25.396	2:39.423	38	1 LAP	2:54.105	60	1:04.962	2:44.190	136	55.373	2:37.477
53	1:22.795	3:37.304	119	1:29.813	2:39.863	53	1:26.683	2:39.386	36	1:05.586	3:49.471	112	1 LAP	2:50.122
88	1:26.444	2:38.227	88	1:31.719	2:42.097	179	1:28.397	3:31.080	104	1:09.328	2:41.171	44	1 LAP	2:54.746
119	1:26.772	2:39.782	80	1:34.059	2:38.233	119	1:29.482	2:37.768	41	1 LAP	3:02.325	36	1:09.931	2:40.393
60	1:32.498	3:47.494	67	1:37.118	2:40.643	41	1 LAP	2:59.925	83	1:17.711	2:50.131	60	1:11.462	2:42.548
80	1:32.648	2:39.992	83	1:37.970	3:40.681	74	1:30.621	2:43.612	15	1:23.076	2:42.513	38	1 LAP	2:53.049
67	1:33.297	2:40.259	60	1:38.708	2:43.032	88	1:33.163	2:39.543	10	1:23.523	2:43.387	104	1:13.359	2:40.079
20	1:35.708	2:49.608	136	1:38.909	2:38.649	80	1:33.671	2:37.711	6	1:25.890	2:39.186	84	2 LAPS	3:30.819
136	1:37.082	2:39.243	104	1:50.620	2:38.869	67	1:37.281	2:38.262	95	1 LAP	2:55.799	6	1:29.026	2:39.184
137	1:46.094	2:46.439	95	1 LAP	4:29.895	136	1:39.497	2:38.687	166	1:57.165	2:48.616	15	1:29.639	2:42.611
104	1:48.573	2:41.406	10	1:57.595	2:44.652	60	1:43.654	2:43.045	126	2:01.340	2:42.771	10	1:30.011	2:42.536
10	1:49.765	2:46.449	15	1:58.038	2:42.360	83	1:50.462	2:50.591	170	2:01.950	2:57.759	83	1:31.949	2:50.286
15	1:52.500	2:42.896	137	1:58.693	2:49.421	104	1:51.039	2:38.518	74	2:03.272	3:55.533	41	1 LAP	2:59.377
170	1:54.495	3:47.757	82	2:07.726	2:39.497	10	2:03.018	2:43.522	79	2:05.091	2:42.620	166	2:03.926	2:42.809
6	2:03.058	2:41.402	6	2:08.126	2:41.890	15	2:03.445	2:43.506	138	2:11.354	2:43.411	95	1 LAP	2:56.053
82	2:05.051	2:39.940	170	2:11.010	2:53.337	6	2:09.586	2:39.559	20	2:12.192	2:46.343	126	2:06.851	2:41.559
166	2:16.017	3:43.642	166	2:24.450	2:45.255	137	2:11.192	2:50.598				74	2:08.596	2:41.372
84	1 LAP	3:25.131	126	2:37.143	2:40.310	95	1 LAP	2:56.638				79	2:12.573	2:43.530
49	2:22.110	4:16.595				170	2:27.073	2:54.162				138	2:17.921	2:42.615
79	2:30.828	2:46.248				166	2:31.431	2:45.080				170	2:20.565	2:54.663
126	2:33.655	2:41.416				126	2:41.451	2:42.407				20	2:21.551	2:45.407
138	2:36.244	2:44.476				79	2:45.353	2:44.188				42	4 LAPS	9:41.159
						20	2:48.731	2:46.316						
						138	2:50.825	2:43.676						
						2	3:12.049	2:54.361						
						49	3:13.087	3:02.465						
						127	3:13.374	2:46.323						
						3	3:15.515	2:43.085						

Weather/Track: Bright/Dry

www.mstworld.com

Page 3 of 4

Silverstone  
Circuit Length = 3.6490 miles.  
Start: 09:49 End: 10:41

Printed - 10:45 Saturday, 23 July 2011

## Under 2 litre Touring Cars

### RACE 2 - LAP CHART - Silverstone - 22/23/24 July 2011

(contd.)

Lap 16			Lap 17			Lap 18			Lap 19			Lap 20		
No	Behind	Laptime	No	Behind	Laptime	No	Behind	Laptime	No	Behind	Laptime	No	Behind	Laptime
77		2:35.910	77		2:37.767	1		2:36.302	1		2:33.931			
1	0.880	2:33.774	1	0.304	2:37.191	77	0.906	2:37.512	77	4.788	2:37.813			
100	2.561	2:36.717	100	1.012	2:36.218	20	1 LAP	2:46.275	41	2 LAPS	2:58.276			
3	1 LAP	2:43.690	170	1 LAP	2:54.253	100	2.390	2:37.984	100	6.575	2:38.116			
51	11.574	2:38.395	51	12.513	2:38.706	95	2 LAPS	2:57.071	138	1 LAP	2:47.940			
127	1 LAP	2:45.875	3	1 LAP	2:43.576	51	15.838	2:39.931	20	1 LAP	2:44.363			
68	1 LAP	2:42.675	68	1 LAP	2:42.758	84	3 LAPS	3:23.665	70	1 LAP	2:56.851			
2	1 LAP	2:49.451	127	1 LAP	2:47.863	170	1 LAP	2:53.736	51	22.583	2:40.676			
137	1 LAP	2:51.213	2	1 LAP	2:47.903	3	1 LAP	2:42.752	95	2 LAPS	2:55.444			
89	30.229	2:38.111	89	29.933	2:37.471	68	1 LAP	2:42.812	3	1 LAP	2:44.609			
49	1 LAP	2:56.086	137	1 LAP	2:49.891	89	30.480	2:37.153	89	36.149	2:39.600			
116	1 LAP	2:47.577	179	49.622	2:37.973	127	1 LAP	2:47.117	68	1 LAP	2:43.190			
179	49.416	2:38.331	119	51.213	2:38.046	2	1 LAP	2:47.367	170	1 LAP	2:54.415			
119	50.934	2:38.159	53	51.472	2:37.980	137	1 LAP	2:47.645	127	1 LAP	2:47.795			
53	51.259	2:39.558	80	52.246	2:36.679	179	51.076	2:38.060	2	1 LAP	2:47.723			
80	53.334	2:37.022	116	1 LAP	2:48.581	53	52.849	2:37.983	179	55.891	2:38.746			
109	55.637	2:38.897	67	55.983	2:37.643	119	54.335	2:39.728	119	1:00.234	2:39.830			
67	56.107	2:38.324	136	56.582	2:37.419	67	57.628	2:38.251	136	1:03.677	2:39.508			
136	56.930	2:37.467	49	1 LAP	2:59.477	136	58.100	2:38.124	67	1:03.841	2:40.144			
88	57.921	2:39.252	109	57.978	2:40.108	109	1:00.016	2:38.644	137	1 LAP	2:48.077			
7	1 LAP	2:54.978	88	59.086	2:38.932	88	1:01.918	2:39.438	84	3 LAPS	3:25.981			
112	1 LAP	2:49.331	36	1:15.689	2:40.378	80	1:02.092	2:46.452	88	1:10.227	2:42.240			
36	1:13.078	2:39.057	104	1:17.934	2:38.700	116	1 LAP	2:49.680	80	1:11.500	2:43.339			
60	1:16.234	2:40.682	60	1:19.018	2:40.551	49	1 LAP	2:57.494	53	1:13.915	2:54.997			
104	1:17.001	2:39.552	7	1 LAP	2:52.662	36	1:18.598	2:39.515	109	1:17.379	2:51.294			
44	1 LAP	2:55.062	112	1 LAP	2:48.856	104	1:19.824	2:38.496	116	1 LAP	2:49.671			
38	1 LAP	2:51.137	6	1:33.812	2:39.120	60	1:23.111	2:40.699	36	1:25.241	2:40.574			
6	1:32.459	2:39.343	15	1:37.023	2:40.921	112	1 LAP	2:47.009	104	1:26.363	2:40.470			
15	1:33.869	2:40.140	10	1:37.582	2:40.918	7	1 LAP	2:50.454	60	1:31.018	2:41.838			
10	1:34.431	2:40.330	38	1 LAP	2:50.185	6	1:37.487	2:40.281	49	1 LAP	2:57.921			
83	1:43.781	2:47.742	44	1 LAP	2:55.471	10	1:42.009	2:41.033	6	1:44.770	2:41.214			
41	1 LAP	3:01.260	83	1:53.628	2:47.614	15	1:42.362	2:41.945	112	1 LAP	2:47.283			
84	2 LAPS	3:22.953	166	2:15.644	2:42.796	38	1 LAP	2:50.742	10	1:52.438	2:44.360			
166	2:10.615	2:42.599	41	1 LAP	2:56.761	44	1 LAP	2:54.392	7	1 LAP	2:51.571			
126	2:13.614	2:42.673	126	2:17.822	2:41.975	83	2:04.247	2:47.225	15	1:53.269	2:44.838			
74	2:14.564	2:41.878	74	2:18.431	2:41.634	166	2:21.116	2:42.078	38	1 LAP	2:51.549			
79	2:19.412	2:42.749	79	2:23.876	2:42.231	126	2:22.223	2:41.007	83	2:17.901	2:47.585			
70	2:19.484	4:02.749	138	2:30.837	2:44.013	74	2:22.822	2:40.997	44	1 LAP	2:55.016			
138	2:24.591	2:42.580	70	2:32.885	2:51.168	79	2:30.358	2:43.088	126	2:28.717	2:40.425			
95	1 LAP	2:56.258							166	2:29.740	2:42.555			
20	2:29.997	2:44.356							74	2:30.592	2:41.701			
									79	2:40.364	2:43.937			

Weather/Track: Bright/Dry

www.mstworld.com

Page 4 of 4

Silverstone  
Circuit Length = 3.6490 miles.  
Start: 09:49 End: 10:41

Printed - 10:45 Saturday, 23 July 2011



# HSCC Big Engine Touring Cars

## RACE 4 - QUALIFYING - Silverstone - 22/23/24 July 2011 2011

POS	NO	CL	DRIVER(S)	CAR	TIME	LAPS	GAP	MPH
1	8		Voyazides	Ford Falcon	2:32.282	9		86.26
2	69		Wills/Fitzpatrick	Mercury Cyclone	2:33.230	8	0.948	85.73
3	15		Watts	Ford Mustang	2:33.347	6	1.065	85.66
4	30		Bryant	Plymouth Barracuda	2:33.414	7	1.132	85.62
5	88		Melling	Ford Falcon Sprint	2:34.264	8	1.982	85.15
6	121		Dodd	Ford Mustang	2:34.929	8	2.647	84.79
7	57		Keen	Ford Falcon	2:34.942	4	2.660	84.78
8	81		Beighton/Beighton	Ford Mustang	2:36.588	8	4.306	83.89
9	6		Mann	Ford Mustang	2:36.674	8	4.392	83.84
10	73		Clarkson	Ford Falcon Sprint	2:38.262	8	5.980	83.00
11	19		Chiles Jr/Chiles	Ford Mustang	2:38.488	7	6.206	82.88
12	13		Wolfe	Ford Falcon V8	2:40.940	8	8.658	81.62
13	44		Kjallgren	Ford Mustang	2:41.375	8	9.093	81.40
14	39		Harding	Ford Falcon	2:41.446	5	9.164	81.36
15	9		Betts	Ford Mustang Notchback	2:42.180	8	9.898	80.99
16	86		Cooke/Dowd	Ford Mustang	2:42.405	8	10.123	80.88
17	5		Steele/Buxton	Ford Galaxie	2:42.538	7	10.256	80.82
18	4		Bryant	Dodge Dart	2:42.807	5	10.525	80.68
19	89		Bradfield	Ford Mustang	2:43.391	8	11.109	80.39
20	12		Bijleveld/Ende	Ford Falcon	2:44.658	7	12.376	79.78
21	16		Miller	Ford Mustang	2:44.896	4	12.614	79.66
22	35		Clayson	Ford Falcon Sprint	2:45.595	8	13.313	79.32
23	47		Scragg	Jaguar Mk2	2:46.320	8	14.038	78.98
24	96		Campagne	Ford Mustang	2:46.604	8	14.322	78.84
25	135		Allen	Ford Mustang	2:47.609	7	15.327	78.37
26	122		Twyman/Radisch	Ford Falcon	2:49.704	6	17.422	77.40
27	14		McKay	Jaguar S Type	2:51.286	7	19.004	76.69
28	2		Cann	Jaguar Mk2	2:51.342	7	19.060	76.66
29	24		Lewis	Jaguar Mark 1	2:52.758	6	20.476	76.03
30	3		Balme	Ford Falcon	2:58.577	7	26.295	73.56
31	11		Muller	Ford Mustang	3:00.102	5	27.820	72.93
32	71		Love	Jaguar MkVII	3:06.740	7	34.458	70.34

Cars 24, 71, 122, 135 require working transponders. Car 21 did not complete a lap.

Weather/Track: Sun/Dry

These results are provisional until the conclusion of any judicial and technical matters.

Silverstone

Circuit Length = 3.6490 miles.

Start: 11:06 End: 11:26

Clerk of the Course:		Timekeeper:
----------------------	--	-------------

# HSCC Big Engine Touring Cars

## RACE 4 - QUALIFYING LAP ANALYSIS - Silverstone - 22/23/24 July 2011 2011

<b>2</b>	<b>Cann</b>	Jaguar Mk2
1 - X:00.000	6 - <b>2:51.342</b>	
2 - 3:01.210	7 - 2:53.890	
3 - 2:55.152		
4 - 2:54.008		
5 - 2:54.612		
<b>3</b>	<b>Balme</b>	Ford Falcon
1 - X:00.000	6 - 2:58.671	
2 - 3:06.379	7 - <b>2:58.577</b>	
3 - 3:04.701		
4 - 3:02.487		
5 - 3:02.736		
<b>4</b>	<b>Bryant</b>	Dodge Dart
1 - X:00.000		
2 - 2:50.981		
3 - <b>2:42.807</b>		
4 - 2:44.114		
5 - 2:43.241		
<b>5</b>	<b>Steele/Buxton</b>	Ford Galaxie
1 - X:00.000	6 - 2:44.091	
2 - 3:13.137	7 - <b>2:42.538</b>	
3 - 3:05.183		
4 - 3:01.069		
5 - 4:30.030		
<b>6</b>	<b>Mann</b>	Ford Mustang
1 - X:00.000	6 - 3:47.723	
2 - 2:40.334	7 - 2:39.513	
3 - 2:38.022	8 - <b>2:36.674</b>	
4 - 2:37.987		
5 - 2:40.773		
<b>8</b>	<b>Voyazides</b>	Ford Falcon
1 - X:00.000	6 - 2:34.754	
2 - 2:38.059	7 - <b>2:32.282</b>	
3 - 2:32.735	8 - 2:34.065	
4 - 2:32.593	9 - 2:41.086	
5 - 2:33.482		
<b>9</b>	<b>Betts</b>	Ford Mustang Notchback
1 - X:00.000	6 - <b>2:42.180</b>	
2 - 2:50.286	7 - 2:42.694	
3 - 2:46.095	8 - 2:43.674	
4 - 2:43.908		
5 - 2:42.883		

Cars 24, 71, 122, 135 require working transponders. Car 21 did not complete a lap.  
Weather/Track: Sun/Dry

# HSCC Big Engine Touring Cars

## RACE 4 - QUALIFYING LAP ANALYSIS - Silverstone - 22/23/24 July 2011 2011

(contd.)

<b>11</b>	<b>Muller</b>	Ford Mustang
1 - X:00.000		
2 - 3:00.164		
3 - <b>3:00.102</b>		
4 - 3:00.125		
5 - 3:00.801		
<b>12</b>	<b>Bijleveld/Ende</b>	Ford Falcon
1 - X:00.000	6 - 2:56.117	
2 - 3:01.324	7 - 2:49.167	
3 - 2:46.217		
4 - <b>2:44.658</b>		
5 - 4:27.794		
<b>13</b>	<b>Wolfe</b>	Ford Falcon V8
1 - X:00.000	6 - 2:41.704	
2 - 2:46.203	7 - <b>2:40.940</b>	
3 - 2:44.754	8 - 2:41.895	
4 - 2:42.431		
5 - 2:42.496		
<b>14</b>	<b>McKay</b>	Jaguar S Type
1 - X:00.000	6 - 2:51.613	
2 - 2:57.299	7 - <b>2:51.286</b>	
3 - 2:54.147		
4 - 2:52.720		
5 - 2:52.668		
<b>15</b>	<b>Watts</b>	Ford Mustang
1 - X:00.000	6 - 2:33.490	
2 - 2:36.337		
3 - 2:34.700		
4 - 2:35.285		
5 - <b>2:33.347</b>		
<b>16</b>	<b>Miller</b>	Ford Mustang
1 - X:00.000		
2 - 2:49.542		
3 - <b>2:44.896</b>		
4 - 4:38.601P		
<b>19</b>	<b>Chiles Jr/Chiles</b>	Ford Mustang
1 - X:00.000	6 - 2:39.062	
2 - 2:53.785	7 - <b>2:38.488</b>	
3 - 2:48.621		
4 - 2:44.712		
5 - 3:52.185		

Cars 24, 71, 122, 135 require working transponders. Car 21 did not complete a lap.  
Weather/Track: Sun/Dry

# HSCC Big Engine Touring Cars

## RACE 4 - QUALIFYING LAP ANALYSIS - Silverstone - 22/23/24 July 2011 2011

(contd.)

<b>21</b>	<b>Dodd</b>	Jaguar Mk2
<p>1 - X:00.000    6 - 2:52.927            2 - 2:59.359            3 - 2:53.422            4 - <b>2:52.758</b>            5 - 2:54.539</p>		
<b>24</b>	<b>Lewis</b>	Jaguar Mark 1
<p>1 - X:00.000    6 - 6:24.451            2 - 2:38.185    7 - 2:37.455            3 - 2:35.398            4 - 2:33.971            5 - <b>2:33.414</b></p>		
<b>30</b>	<b>Bryant</b>	Plymouth Barracuda
<p>1 - X:00.000    6 - 2:47.484            2 - 3:03.530    7 - <b>2:45.595</b>            3 - 2:51.098    8 - 2:45.990            4 - 2:49.751            5 - 2:47.478</p>		
<b>35</b>	<b>Clayson</b>	Ford Falcon Sprint
<p>1 - X:00.000            2 - 2:47.329            3 - 2:41.820            4 - <b>2:41.446</b>            5 - 3:03.910P</p>		
<b>39</b>	<b>Harding</b>	Ford Falcon
<p>1 - X:00.000            2 - 2:46.729            3 - 2:43.800            4 - 2:44.023            5 - 2:42.767</p>		
<b>44</b>	<b>Kjallgren</b>	Ford Mustang
<p>1 - X:00.000    6 - <b>2:41.375</b>            2 - 2:46.729    7 - 2:42.113            3 - 2:43.800    8 - 2:43.007            4 - 2:44.023            5 - 2:42.767</p>		
<b>47</b>	<b>Scragg</b>	Jaguar Mk2
<p>1 - X:00.000    6 - <b>2:46.320</b>            2 - 2:52.395    7 - 2:47.437            3 - 2:50.024    8 - 2:47.729            4 - 2:49.490            5 - 2:47.920</p>		

Cars 24, 71, 122, 135 require working transponders. Car 21 did not complete a lap.  
 Weather/Track: Sun/Dry

Silverstone  
 Circuit Length = 3.6490 miles.  
 Start: 11:06    End: 11:26

# HSCC Big Engine Touring Cars

## RACE 4 - QUALIFYING LAP ANALYSIS - Silverstone - 22/23/24 July 2011 2011

(contd.)

<b>57</b>	<b>Keen</b>	Ford Falcon
1 - X:00.000 2 - 2:41.678 3 - 2:36.359 4 - <b>2:34.942</b>		
<b>69</b>	<b>Wills/Fitzpatrick</b>	Mercury Cyclone
1 - X:00.000      6 - 2:48.637 2 - 2:36.201      7 - 2:45.843 3 - 2:35.012      8 - 2:45.399 4 - <b>2:33.230</b> 5 - 4:07.425		
<b>71</b>	<b>Love</b>	Jaguar MkVII
1 - X:00.000      6 - 3:08.870 2 - 3:18.607      7 - <b>3:06.740</b> 3 - 3:19.608 4 - 3:14.116 5 - 3:11.241		
<b>73</b>	<b>Clarkson</b>	Ford Falcon Sprint
1 - X:00.000      6 - 2:43.126 2 - 2:39.204      7 - 2:41.645 3 - 2:38.969      8 - 2:40.835 4 - <b>2:38.262</b> 5 - 3:52.058		
<b>81</b>	<b>Beighton/Beighton</b>	Ford Mustang
1 - X:00.000      6 - 2:36.673 2 - 2:45.733      7 - 2:46.684 3 - 2:40.660      8 - <b>2:36.588</b> 4 - 2:38.889 5 - 2:37.098		
<b>86</b>	<b>Cooke/Dowd</b>	Ford Mustang
1 - X:00.000      6 - <b>2:42.405</b> 2 - 2:49.977      7 - 2:43.066 3 - 2:47.699      8 - 2:43.079 4 - 2:44.252 5 - 2:44.686		
<b>88</b>	<b>Melling</b>	Ford Falcon Sprint
1 - X:00.000      6 - 4:39.113 2 - 2:37.331      7 - 2:52.823 3 - 2:35.261      8 - 2:54.347 4 - <b>2:34.264</b> 5 - 2:35.059		

Cars 24, 71, 122, 135 require working transponders. Car 21 did not complete a lap.  
 Weather/Track: Sun/Dry

Silverstone  
 Circuit Length = 3.6490 miles.  
 Start: 11:06 End: 11:26

# HSCC Big Engine Touring Cars

## RACE 4 - QUALIFYING LAP ANALYSIS - Silverstone - 22/23/24 July 2011 2011

(contd.)

<b>89</b>	<b>Bradfield</b>	Ford Mustang
1 - X:00.000	6 - 2:44.170	
2 - 3:01.778	7 - 2:45.460	
3 - 2:50.962	8 - <b>2:43.391</b>	
4 - 2:49.032		
5 - 2:46.838		
<b>96</b>	<b>Campagne</b>	Ford Mustang
1 - X:00.000	6 - 2:47.729	
2 - 3:01.618	7 - <b>2:46.604</b>	
3 - 2:53.155	8 - 2:46.657	
4 - 2:48.875		
5 - 2:49.095		
<b>121</b>	<b>Dodd</b>	Ford Mustang
1 - X:00.000	6 - 4:58.877	
2 - 2:39.880	7 - 2:38.707	
3 - 2:36.997	8 - 2:41.933	
4 - <b>2:34.929</b>		
5 - 2:40.370		
<b>122</b>	<b>Twyman/Radisch</b>	Ford Falcon
1 - X:00.000	6 - 2:54.543	
2 - 4:03.340		
3 - <b>2:49.704</b>		
4 - 2:51.106		
5 - 5:17.208		
<b>135</b>	<b>Allen</b>	Ford Mustang
1 - X:00.000	6 - 2:49.200	
2 - 2:51.653	7 - 3:01.869	
3 - 2:47.666		
4 - <b>2:47.609</b>		
5 - 2:47.741		

Cars 24, 71, 122, 135 require working transponders. Car 21 did not complete a lap.  
Weather/Track: Sun/Dry

# HSCC Big Engine Touring Cars

## RACE 4 - GRID - Silverstone - 22/23/24 July 2011 2011

ROW 17		21	Dodd	
ROW 16	71	Love	11	Muller
ROW 15	3	Balme	24	Lewis
ROW 14	2	Cann	14	McKay
ROW 13	122	Twyman/Radisch	135	Allen
ROW 12	96	Campagne	47	Scragg
ROW 11	35	Clayson	16	Miller
ROW 10	12	Bijleveld/Ende	89	Bradfield
ROW 9	4	Bryant	5	Steele/Buxton
ROW 8	86	Cooke/Dowd	9	Betts
ROW 7	39	Harding	44	Kjallgren
ROW 6	13	Wolfe	19	Chiles Jr/Chiles
ROW 5	73	Clarkson	6	Mann
ROW 4	81	Beighton/Beighton	57	Keen
ROW 3	121	Dodd	88	Melling
ROW 2	30	Bryant	15	Watts
ROW 1	69	Wills/Fitzpatrick	8	Voyazides

POLE

Cars 24, 71, 122, 135 require working transponders. Car 21 did not complete a lap.

Weather/Track: Sun/Dry

These results are provisional until the conclusion of any judicial and technical matters.

Silverstone  
Circuit Length = 3.6490 miles.  
Start: 11:06 End: 11:26

Clerk of the Course:		Timekeeper:
----------------------	--	-------------

# HSCC Big Engine Touring Cars

## RACE 4 - CLASSIFICATION - Silverstone - 22/23/24 July 2011

POS	NO	CL	DRIVER	NAT	CAR	TIME	LAPS	GAP	MPH	BEST
1	121		James DODD		Ford Mustang	25:58.964	10		84.07	2:34.326
2	15		Patrick WATTS		Ford Mustang	26:03.076	10	4.112	83.84	2:32.945
3	6		Henry MANN		Ford Mustang	26:03.361	10	4.397	83.83	2:34.398
4	81		Ben BEIGHTON		Ford Mustang	26:03.968	10	5.004	83.80	2:34.133
5	19		Chris CHILES JR		Ford Mustang	26:13.498	10	14.534	83.29	2:36.025
6	39		Westley HARDING		Ford Falcon	26:16.324	10	17.360	83.14	2:35.553
7	73		Ted WILLIAMS		Ford Falcon Sprint	26:42.067	10	43.103	81.80	2:38.187
8	69		John FITZPATRICK		Mercury Cyclone	26:43.981	10	45.017	81.71	2:39.446
9	4		Grahame BRYANT		Dodge Dart	27:00.358	10	1:01.394	80.88	2:40.277
10	44		Georg KJALLGREN		Ford Mustang	27:12.138	10	1:13.174	80.30	2:40.406
11	86		Jeremy COOKE		Ford Mustang	27:26.106	10	1:27.142	79.61	2:41.932
12	96		Michiel CAMPAGNE		Ford Mustang	27:28.821	10	1:29.857	79.48	2:41.517
13	89		Peter BRADFIELD		Ford Mustang	27:29.517	10	1:30.553	79.45	2:42.374
14	35		Paul CLAYSON		Ford Falcon Sprint	27:37.920	10	1:38.956	79.05	2:43.345
15	16		Simon MILLER		Ford Mustang	28:07.616	10	2:08.652	77.66	2:45.932
16	14		Colin MCKAY		Jaguar S Type	28:07.935	10	2:08.971	77.64	2:46.722
17	12		Japp van der ENDE		Ford Falcon	28:15.259	10	2:16.295	77.31	2:46.445
18	47		Christopher SCRAGG		Jaguar Mk2	28:22.514	10	2:23.550	76.98	2:46.927
19	5		Roger BUXTON		Ford Galaxie	28:38.864	10	2:39.900	76.24	2:47.613
20	3		Julian BALME		Ford Falcon	26:53.711	9	1 LAP	73.07	2:55.701
21	71		Graham LOVE		Jaguar MkVII	27:45.140	9	1 LAP	70.82	3:02.344

### NOT CLASSIFIED

9		David BETTS		Ford Mustang Notchback	16:33.334	6	D.N.F.	79.04	2:41.809
135		Steve ALLEN		Ford Mustang	17:42.736	6	D.N.F.	73.88	2:48.637
11		Urs MULLER		Ford Mustang	15:50.609	5	D.N.F.	68.77	2:56.778
88		Jason MINSHAW		Ford Falcon Sprint	10:23.970	4	D.N.F.	83.72	2:34.387
24		Simon LEWIS		Jaguar Mark 1	12:32.304	4	D.N.F.	69.44	2:57.778
57		Phil KEEN		Ford Falcon	7:48.680	3	D.N.F.	83.44	2:33.950
2		Mike CANN		Jaguar Mk2	5:58.942	2	D.N.F.	72.35	2:54.695
8		Leo VOYAZIDES		Ford Falcon		0	D.N.F.	N/A	
30		Oliver BRYANT		Plymouth Barracuda		0	D.N.F.	N/A	

### FASTEST LAP

15		Patrick WATTS		Ford Mustang	2:32.945	3	85.89mph	138.22kph	
----	--	---------------	--	--------------	----------	---	----------	-----------	--

Weather/Track: Cloud/Dry

These results are provisional until the conclusion of any judicial and technical matters.

Silverstone  
Circuit Length = 3.6490 miles.  
Start: 12:10 End: 12:36

Clerk of the Course:

Timekeeper:



# HSCC Big Engine Touring Cars

## RACE 4 - LAP ANALYSIS - Silverstone - 22/23/24 July 2011

<b>2</b>	<b>Mike CANN</b>	Jaguar Mk2
1 - 3:04.247 2 - <b>2:54.695</b>		
<b>3</b>	<b>Julian BALME</b>	Ford Falcon
1 - 3:09.305    6 - 2:57.054 2 - 3:00.470    7 - 2:59.503 3 - 2:57.243    8 - 2:59.404 4 - 2:57.722    9 - 2:57.309 5 - <b>2:55.701</b>		
<b>4</b>	<b>Grahame BRYANT</b>	Dodge Dart
1 - 2:48.408    6 - 2:40.637 2 - 2:40.930    7 - 2:42.444 3 - <b>2:40.277</b> 8 - 2:40.978 4 - 2:41.394    9 - 2:42.915 5 - 2:40.577    10 - 2:41.798		
<b>5</b>	<b>Roger BUXTON</b>	Ford Galaxie
1 - 3:03.948    6 - 2:51.277 2 - 2:57.951    7 - 2:49.794 3 - 2:51.586    8 - 2:49.572 4 - 2:49.104    9 - <b>2:47.613</b> 5 - 2:49.184    10 - 2:48.835		
<b>6</b>	<b>Henry MANN</b>	Ford Mustang
1 - 2:41.185    6 - 2:35.158 2 - 2:36.470    7 - 2:35.367 3 - 2:35.844    8 - 2:35.205 4 - 2:36.055    9 - 2:36.958 5 - 2:36.721    10 - <b>2:34.398</b>		
<b>8</b>	<b>Leo VOYAZIDES</b>	Ford Falcon

Weather/Track: Cloud/Dry

[www.mstworld.com](http://www.mstworld.com)

Page 1 of 5

Silverstone  
Circuit Length = 3.6490 miles.  
Start: 12:10    End: 12:36

Printed - 12:40 Saturday, 23 July 2011

# HSCC Big Engine Touring Cars

## RACE 4 - LAP ANALYSIS - Silverstone - 22/23/24 July 2011

(contd.)

<b>9</b>	<b>David BETTS</b>	Ford Mustang Notchback
1 - 2:52.503	6 - <b>2:41.809</b>	
2 - 2:47.464		
3 - 2:44.856		
4 - 2:44.096		
5 - 2:42.606		
<b>11</b>	<b>Urs MULLER</b>	Ford Mustang
1 - 3:10.876		
2 - 2:57.698		
3 - <b>2:56.778</b>		
4 - 2:59.766		
5 - 3:45.491		
<b>12</b>	<b>Japp van der ENDE</b>	Ford Falcon
1 - 2:59.337	6 - 2:47.406	
2 - 2:47.657	7 - 2:48.135	
3 - 2:47.593	8 - 2:50.642	
4 - 2:46.609	9 - 2:47.425	
5 - <b>2:46.445</b>	10 - 2:54.010	
<b>14</b>	<b>Colin MCKAY</b>	Jaguar S Type
1 - 2:57.309	6 - <b>2:46.722</b>	
2 - 2:47.740	7 - 2:49.170	
3 - 2:47.382	8 - 2:49.320	
4 - 2:47.360	9 - 2:47.009	
5 - 2:47.054	10 - 2:48.869	
<b>15</b>	<b>Patrick WATTS</b>	Ford Mustang
1 - 2:42.640	6 - 2:35.058	
2 - 2:33.914	7 - 2:35.881	
3 - <b>2:32.945</b>	8 - 2:35.179	
4 - 2:38.938	9 - 2:36.680	
5 - 2:36.240	10 - 2:35.601	
<b>16</b>	<b>Simon MILLER</b>	Ford Mustang
1 - 2:58.571	6 - 2:48.601	
2 - <b>2:45.932</b>	7 - 2:50.925	
3 - 2:46.814	8 - 2:46.719	
4 - 2:46.940	9 - 2:48.676	
5 - 2:47.194	10 - 2:47.244	

Weather/Track: Cloud/Dry

www.mstworld.com

Page 2 of 5

Silverstone  
Circuit Length = 3.6490 miles.  
Start: 12:10 End: 12:36

Printed - 12:40 Saturday, 23 July 2011

# HSCC Big Engine Touring Cars

## RACE 4 - LAP ANALYSIS - Silverstone - 22/23/24 July 2011

(contd.)

<b>19</b>	<b>Chris CHILES JR</b>	Ford Mustang
1 - 2:43.973	6 - 2:36.566	
2 - 2:38.064	7 - 2:36.153	
3 - 2:36.331	8 - 2:36.598	
4 - 2:36.665	9 - 2:36.573	
5 - <b>2:36.025</b>	10 - 2:36.550	
<b>24</b>	<b>Simon LEWIS</b>	Jaguar Mark 1
1 - 3:05.224		
2 - <b>2:57.778</b>		
3 - 3:13.053		
4 - 3:16.249		
<b>30</b>	<b>Oliver BRYANT</b>	Plymouth Barracuda
<b>35</b>	<b>Paul CLAYSON</b>	Ford Falcon Sprint
1 - 2:55.773	6 - 2:44.699	
2 - 2:45.302	7 - <b>2:43.345</b>	
3 - 2:45.528	8 - 2:43.776	
4 - 2:45.683	9 - 2:44.938	
5 - 2:43.905	10 - 2:44.971	
<b>39</b>	<b>Westley HARDING</b>	Ford Falcon
1 - 2:44.851	6 - 2:35.770	
2 - 2:38.540	7 - 2:37.302	
3 - 2:38.255	8 - <b>2:35.553</b>	
4 - 2:36.867	9 - 2:36.113	
5 - 2:36.704	10 - 2:36.369	
<b>44</b>	<b>Georg KJALLGREN</b>	Ford Mustang
1 - 2:50.897	6 - 2:42.816	
2 - 2:42.718	7 - 2:42.145	
3 - 2:42.090	8 - 2:42.020	
4 - <b>2:40.406</b>	9 - 2:43.495	
5 - 2:41.881	10 - 2:43.670	

Weather/Track: Cloud/Dry

www.mstworld.com

Page 3 of 5

Silverstone  
Circuit Length = 3.6490 miles.  
Start: 12:10 End: 12:36

Printed - 12:40 Saturday, 23 July 2011

# HSCC Big Engine Touring Cars

## RACE 4 - LAP ANALYSIS - Silverstone - 22/23/24 July 2011

(contd.)

<b>47</b>	<b>Christopher SCRAGG</b>	Jaguar Mk2
1 - 3:03.951	6 - 2:47.144	
2 - 2:58.318	7 - 2:48.306	
3 - 2:48.088	8 - 2:47.965	
4 - 2:47.059	9 - 2:47.414	
5 - <b>2:46.927</b>	10 - 2:47.342	
<b>57</b>	<b>Phil KEEN</b>	Ford Falcon
1 - 2:40.068		
2 - <b>2:33.950</b>		
3 - 2:34.662		
<b>69</b>	<b>John FITZPATRICK</b>	Mercury Cyclone
1 - 2:42.346	6 - 2:39.580	
2 - <b>2:39.446</b>	7 - 2:40.378	
3 - 2:39.586	8 - 2:40.051	
4 - 2:40.757	9 - 2:40.110	
5 - 2:41.143	10 - 2:40.584	
<b>71</b>	<b>Graham LOVE</b>	Jaguar MkVII
1 - 3:13.920	6 - 3:03.947	
2 - 3:04.374	7 - 3:04.371	
3 - 3:06.524	8 - <b>3:02.344</b>	
4 - 3:03.239	9 - 3:03.269	
5 - 3:03.152		
<b>73</b>	<b>Ted WILLIAMS</b>	Ford Falcon Sprint
1 - 2:43.825	6 - 2:39.727	
2 - 2:41.109	7 - 2:39.966	
3 - 2:39.669	8 - 2:39.113	
4 - 2:39.985	9 - <b>2:38.187</b>	
5 - 2:39.329	10 - 2:41.157	
<b>81</b>	<b>Ben BEIGHTON</b>	Ford Mustang
1 - 2:41.728	6 - 2:34.804	
2 - 2:37.582	7 - 2:36.152	
3 - 2:34.955	8 - 2:34.730	
4 - 2:37.197	9 - 2:37.063	
5 - 2:35.624	10 - <b>2:34.133</b>	

Weather/Track: Cloud/Dry

www.mstworld.com

Page 4 of 5

Silverstone  
Circuit Length = 3.6490 miles.  
Start: 12:10 End: 12:36

Printed - 12:40 Saturday, 23 July 2011

# HSCC Big Engine Touring Cars

## RACE 4 - LAP ANALYSIS - Silverstone - 22/23/24 July 2011

(contd.)

<b>86</b>	<b>Jeremy COOKE</b>	Ford Mustang
1 - 2:50.592	6 - <b>2:41.932</b>	
2 - 2:42.207	7 - 2:42.269	
3 - 2:42.341	8 - 2:43.045	
4 - 2:42.343	9 - 2:44.907	
5 - 2:53.272	10 - 2:43.198	
<b>88</b>	<b>Jason MINSHAW</b>	Ford Falcon Sprint
1 - 2:37.167		
2 - 2:34.572		
3 - <b>2:34.387</b>		
4 - 2:37.844		
<b>89</b>	<b>Peter BRADFIELD</b>	Ford Mustang
1 - 2:52.042	6 - 2:44.993	
2 - 2:46.263	7 - <b>2:42.374</b>	
3 - 2:47.068	8 - 2:42.403	
4 - 2:44.697	9 - 2:43.346	
5 - 2:43.903	10 - 2:42.428	
<b>96</b>	<b>Michiel CAMPAGNE</b>	Ford Mustang
1 - 2:54.229	6 - 2:46.244	
2 - 2:44.495	7 - 2:42.181	
3 - 2:47.015	8 - 2:42.140	
4 - 2:44.633	9 - 2:43.256	
5 - 2:43.111	10 - <b>2:41.517</b>	
<b>121</b>	<b>James DODD</b>	Ford Mustang
1 - 2:38.781	6 - 2:35.752	
2 - <b>2:34.326</b>	7 - 2:35.477	
3 - 2:35.748	8 - 2:35.255	
4 - 2:36.470	9 - 2:35.343	
5 - 2:35.598	10 - 2:36.214	
<b>135</b>	<b>Steve ALLEN</b>	Ford Mustang
1 - 3:04.438	6 - 3:15.759P	
2 - 2:54.955		
3 - 2:50.253		
4 - <b>2:48.637</b>		
5 - 2:48.694		

Weather/Track: Cloud/Dry

www.mstworld.com

Page 5 of 5

Silverstone  
Circuit Length = 3.6490 miles.  
Start: 12:10 End: 12:36

Printed - 12:40 Saturday, 23 July 2011

# HSCC Big Engine Touring Cars

## RACE 4 - LAP CHART - Silverstone - 22/23/24 July 2011

Lap 1			Lap 2			Lap 3			Lap 4			Lap 5		
No	Behind	Laptime	No	Behind	Laptime	No	Behind	Laptime	No	Behind	Laptime	No	Behind	Laptime
88		2:37.167	88		2:34.572	88		2:34.387	88		2:37.844	121		2:35.598
121	1.614	2:38.781	121	1.368	2:34.326	57	2.554	2:34.662	121	1.355	2:36.470	15	3.754	2:36.240
57	2.901	2:40.068	57	2.279	2:33.950	121	2.729	2:35.748	15	4.467	2:38.938	6	5.352	2:36.721
6	4.018	2:41.185	15	4.815	2:33.914	15	3.373	2:32.945	6	5.584	2:36.055	81	6.163	2:35.624
81	4.561	2:41.728	6	5.916	2:36.470	6	7.373	2:35.844	81	7.492	2:37.197	19	10.135	2:36.025
69	5.179	2:42.346	81	7.571	2:37.582	81	8.139	2:34.955	19	11.063	2:36.665	39	14.294	2:36.704
15	5.473	2:42.640	69	10.053	2:39.446	19	12.242	2:36.331	39	14.543	2:36.867	69	22.355	2:41.143
73	6.658	2:43.825	19	10.298	2:38.064	69	15.252	2:39.586	69	18.165	2:40.757	73	22.994	2:39.329
19	6.806	2:43.973	39	11.652	2:38.540	39	15.520	2:38.255	73	20.618	2:39.985	4	30.663	2:40.577
39	7.684	2:44.851	73	13.195	2:41.109	73	18.477	2:39.669	4	27.039	2:41.394	44	37.069	2:41.881
4	11.241	2:48.408	4	17.599	2:40.930	4	23.489	2:40.277	44	32.141	2:40.406	86	49.832	2:53.272
86	13.425	2:50.592	86	21.060	2:42.207	86	29.014	2:42.341	86	33.513	2:42.343	9	50.602	2:42.606
44	13.730	2:50.897	44	21.876	2:42.718	44	29.579	2:42.090	9	44.949	2:44.096	96	52.560	2:43.111
89	14.875	2:52.042	89	26.566	2:46.263	9	38.697	2:44.856	89	46.100	2:44.697	89	53.050	2:43.903
9	15.336	2:52.503	96	26.985	2:44.495	89	39.247	2:47.068	96	46.402	2:44.633	35	55.268	2:43.905
96	17.062	2:54.229	9	28.228	2:47.464	96	39.613	2:47.015	35	48.316	2:45.683	16	1:04.528	2:47.194
35	18.606	2:55.773	35	29.336	2:45.302	35	40.477	2:45.528	16	54.287	2:46.940	14	1:05.922	2:47.054
14	20.142	2:57.309	16	32.764	2:45.932	16	45.191	2:46.814	14	55.821	2:47.360	12	1:06.718	2:46.445
16	21.404	2:58.571	14	33.310	2:47.740	14	46.305	2:47.382	12	57.226	2:46.609	47	1:23.420	2:46.927
12	22.170	2:59.337	12	35.255	2:47.657	12	48.461	2:47.593	47	1:13.446	2:47.059	135	1:26.054	2:48.694
5	26.781	3:03.948	2	47.203	2:54.695	135	1:03.520	2:50.253	135	1:14.313	2:48.637	5	1:30.850	2:49.184
47	26.784	3:03.951	135	47.654	2:54.955	47	1:04.231	2:48.088	5	1:18.619	2:49.104	3	1:59.518	2:55.701
2	27.080	3:04.247	5	50.160	2:57.951	5	1:07.359	2:51.586	3	1:40.770	2:57.722	71	2:30.286	3:03.152
135	27.271	3:04.438	47	50.530	2:58.318	11	1:19.226	2:56.778	11	1:41.148	2:59.766			
24	28.057	3:05.224	24	51.263	2:57.778	3	1:20.892	2:57.243	71	2:04.087	3:03.239			
3	32.138	3:09.305	11	56.835	2:57.698	24	1:29.929	3:13.053	24	2:08.334	3:16.249			
11	33.709	3:10.876	3	58.036	3:00.470	71	1:38.692	3:06.524						
71	36.753	3:13.920	71	1:06.555	3:04.374									

Weather/Track: Cloud/Dry

www.mstworld.com

Page 1 of 2

Silverstone  
Circuit Length = 3.6490 miles.  
Start: 12:10 End: 12:36

Printed - 12:40 Saturday, 23 July 2011

# HSCC Big Engine Touring Cars

## RACE 4 - LAP CHART - Silverstone - 22/23/24 July 2011

(contd.)

Lap 6			Lap 7			Lap 8			Lap 9			Lap 10		
No	Behind	Laptime	No	Behind	Laptime	No	Behind	Laptime	No	Behind	Laptime	No	Behind	Laptime
121		2:35.752	121		2:35.477	121		2:35.255	121		2:35.343	121		2:36.214
15	3.060	2:35.058	15	3.464	2:35.881	15	3.388	2:35.179	15	4.725	2:36.680	15	4.112	2:35.601
6	4.758	2:35.158	6	4.648	2:35.367	6	4.598	2:35.205	6	6.213	2:36.958	6	4.397	2:34.398
81	5.215	2:34.804	81	5.890	2:36.152	81	5.365	2:34.730	81	7.085	2:37.063	81	5.004	2:34.133
19	10.949	2:36.566	19	11.625	2:36.153	3	1 LAP	2:59.503	19	14.198	2:36.573	19	14.534	2:36.550
11	1 LAP	3:45.491	39	16.137	2:37.302	19	12.968	2:36.598	39	17.205	2:36.113	39	17.360	2:36.369
39	14.312	2:35.770	71	1 LAP	3:03.947	39	16.435	2:35.553	3	1 LAP	2:59.404	73	43.103	2:41.157
69	26.183	2:39.580	69	31.084	2:40.378	73	35.316	2:39.113	73	38.160	2:38.187	69	45.017	2:40.584
73	26.969	2:39.727	73	31.458	2:39.966	69	35.880	2:40.051	69	40.647	2:40.110	3	1 LAP	2:57.309
4	35.548	2:40.637	4	42.515	2:42.444	4	48.238	2:40.978	4	55.810	2:42.915	4	1:01.394	2:41.798
44	44.133	2:42.816	44	50.801	2:42.145	71	1 LAP	3:04.371	44	1:05.718	2:43.495	44	1:13.174	2:43.670
86	56.012	2:41.932	86	1:02.804	2:42.269	44	57.566	2:42.020	71	1 LAP	3:02.344	86	1:27.142	2:43.198
9	56.659	2:41.809	89	1:09.188	2:42.374	86	1:10.594	2:43.045	86	1:20.158	2:44.907	96	1:29.857	2:41.517
89	1:02.291	2:44.993	96	1:09.756	2:42.181	89	1:16.336	2:42.403	89	1:24.339	2:43.346	89	1:30.553	2:42.428
96	1:03.052	2:46.244	35	1:12.083	2:43.345	96	1:16.641	2:42.140	96	1:24.554	2:43.256	35	1:38.956	2:44.971
35	1:04.215	2:44.699	14	1:30.585	2:49.170	35	1:20.604	2:43.776	35	1:30.199	2:44.938	71	1 LAP	3:03.269
14	1:16.892	2:46.722	12	1:31.030	2:48.135	16	1:44.289	2:46.719	14	1:56.316	2:47.009	16	2:08.652	2:47.244
16	1:17.377	2:48.601	16	1:32.825	2:50.925	14	1:44.650	2:49.320	16	1:57.622	2:48.676	14	2:08.971	2:48.869
12	1:18.372	2:47.406	47	1:47.641	2:48.306	12	1:46.417	2:50.642	12	1:58.499	2:47.425	12	2:16.295	2:54.010
47	1:34.812	2:47.144	5	2:00.692	2:49.794	47	2:00.351	2:47.965	47	2:12.422	2:47.414	47	2:23.550	2:47.342
5	1:46.375	2:51.277				5	2:15.009	2:49.572	5	2:27.279	2:47.613	5	2:39.900	2:48.835
135	2:06.061	3:15.759P												
3	2:20.820	2:57.054												

Weather/Track: Cloud/Dry

www.mstworld.com

Page 2 of 2

Silverstone  
Circuit Length = 3.6490 miles.  
Start: 12:10 End: 12:36


Printed - 12:40 Saturday, 23 July 2011

# HSCC Big Engine Touring Cars

## RACE 16 - GRID - AMENDED - Silverstone - 22/23/24 July 2011

ROW 16	122	TWYMAN-WILLS	13	WOLFE
ROW 15	30	BRYANT	8	VOYAZIDES
ROW 14	2	CANN	57	KEEN
ROW 13	24	KIRKHAM	88	MELLING
ROW 12	11	MULLER	135	ALLEN
ROW 11	9	BETTS	71	LOVE
ROW 10	3	BALME	5	STEELE
ROW 9	47	SCRAGG	12	BIJLEVELD
ROW 8	14	MCKAY	16	MILLER
ROW 7	35	CLAYSON	89	BRADFIELD
ROW 6	96	CAMPAGNE	86	COOKE
ROW 5	44	KJALLGREN	4	BRYANT
ROW 4	69	WILLS	73	CLARKSON
ROW 3	39	HARDING	19	CHILES
ROW 2	81	BEIGHTON	6	YOUNG
ROW 1	15	WATTS	121	DODD

POLE



Cars 13 & 122 allowed to start at back of grid.

These results are provisional until the conclusion of any judicial and technical matters.

Silverstone  
Circuit Length = 3.6490 miles.

Clerk of the Course:

Timekeeper:



# HSCC Big Engine Touring Cars

## RACE 16 - CLASSIFICATION - Silverstone - 22/23/24 July 2011

POS	NO	CL	DRIVER	NAT	CAR	TIME	LAPS	GAP	MPH	BEST
1	8		Leo VOYAZIDES		Ford Falcon	25:50.475	10		84.53	2:32.770
2	15		Patrick WATTS		Ford Mustang	25:57.836	10	7.361	84.13	2:35.163
3	6		John YOUNG		Ford Mustang	26:01.942	10	11.467	83.90	2:35.483
4	69		Roger WILLS		Mercury Cyclone	26:04.581	10	14.106	83.76	2:33.986
5	30		Oliver BRYANT		Plymouth Barracuda	26:06.260	10	15.785	83.67	2:33.410
6	73		Chris CLARKSON		Ford Falcon Sprint	26:37.561	10	47.086	82.03	2:38.339
7	12		Martin BIJLEVELD		Ford Falcon	26:38.506	10	48.031	81.99	2:38.046
8	44		Georg KJALLGREN		Ford Mustang	26:43.852	10	53.377	81.71	2:39.181
9	4		Grahame BRYANT		Dodge Dart	26:45.954	10	55.479	81.61	2:38.207
10	121		James DODD		Ford Mustang	26:50.721	10	1:00.246	81.36	2:36.060
11	5		Michael STEELE		Ford Galaxie	26:52.886	10	1:02.411	81.25	2:38.137
12	86		Jeremy COOKE		Ford Mustang	27:05.955	10	1:15.480	80.60	2:40.577
13	96		Michiel CAMPAGNE		Ford Mustang	27:06.738	10	1:16.263	80.56	2:40.572
14	89		Peter BRADFIELD		Ford Mustang	27:17.103	10	1:26.628	80.05	2:41.393
15	35		Paul CLAYSON		Ford Falcon Sprint	27:17.986	10	1:27.511	80.01	2:41.549
16	9		David BETTS		Ford Mustang Notchback	27:21.331	10	1:30.856	79.85	2:41.825
17	13		Jon WOLFE		Ford Falcon V8	27:30.363	10	1:39.888	79.41	2:41.003
18	47		Christopher SCRAGG		Jaguar Mk2	28:15.905	10	2:25.430	77.28	2:47.848
19	2		Mike CANN		Jaguar Mk2	28:35.713	10	2:45.238	76.38	2:48.630
20	14		Colin MCKAY		Jaguar S Type	28:38.099	10	2:47.624	76.28	2:48.977
21	16		Simon MILLER		Ford Mustang	25:51.286	9	1 LAP	76.01	2:50.056
22	3		Julian BALME		Ford Falcon	26:25.345	9	1 LAP	74.38	2:52.739
23	71		Graham LOVE		Jaguar MkVII	27:54.861	9	1 LAP	70.40	3:04.377

### NOT CLASSIFIED

39		Westley HARDING		Ford Falcon	18:46.277	7	D.N.F.	81.37	2:35.139
24		Howard KIRKHAM		Jaguar Mark 1	15:35.836	5	D.N.F.	69.86	3:04.457
19		Chris CHILES		Ford Mustang	14:00.346	3	D.N.F.	46.53	2:42.784
81		Ben BEIGHTON		Ford Mustang	5:14.627	2	D.N.F.	82.54	2:36.053

### FASTEST LAP

8		Leo VOYAZIDES		Ford Falcon	2:32.770	3	85.98mph	138.38kph
---	--	---------------	--	-------------	----------	---	----------	-----------

Weather/Track: Sun/Dry

These results are provisional until the conclusion of any judicial and technical matters.

Silverstone  
Circuit Length = 3.6490 miles.  
Start: 12:02 End: 12:28

Clerk of the Course:

Timekeeper:

# HSCC Big Engine Touring Cars

## RACE 16 - LAP ANALYSIS - Silverstone - 22/23/24 July 2011

<b>2</b>	<b>Mike CANN</b>	Jaguar Mk2
1 - 3:00.838	6 - 2:49.882	
2 - 2:50.703	7 - 2:49.669	
3 - 2:50.310	8 - 2:49.619	
4 - <b>2:48.630</b>	9 - 2:51.724	
5 - 2:51.125	10 - 2:53.213	
<b>3</b>	<b>Julian BALME</b>	Ford Falcon
1 - 3:02.861	6 - 2:55.118	
2 - 2:53.110	7 - 2:57.388	
3 - <b>2:52.739</b>	8 - 2:57.467	
4 - 2:52.986	9 - 2:58.971	
5 - 2:54.705		
<b>4</b>	<b>Grahame BRYANT</b>	Dodge Dart
1 - 2:45.927	6 - 2:40.746	
2 - 2:40.373	7 - 2:41.334	
3 - 2:40.949	8 - 2:39.060	
4 - 2:39.995	9 - <b>2:38.207</b>	
5 - 2:39.641	10 - 2:39.722	
<b>5</b>	<b>Michael STEELE</b>	Ford Galaxie
1 - 2:50.670	6 - 2:40.414	
2 - 2:43.319	7 - 2:39.784	
3 - 2:40.942	8 - 2:39.394	
4 - 2:39.122	9 - 2:40.287	
5 - 2:40.817	10 - <b>2:38.137</b>	
<b>6</b>	<b>John YOUNG</b>	Ford Mustang
1 - 2:38.998	6 - <b>2:35.483</b>	
2 - 2:36.000	7 - 2:35.593	
3 - 2:36.702	8 - 2:35.692	
4 - 2:36.577	9 - 2:35.688	
5 - 2:35.570	10 - 2:35.639	
<b>8</b>	<b>Leo VOYAZIDES</b>	Ford Falcon
1 - 2:45.592	6 - 2:34.803	
2 - 2:33.853	7 - 2:33.358	
3 - <b>2:32.770</b>	8 - 2:34.037	
4 - 2:33.729	9 - 2:34.208	
5 - 2:33.067	10 - 2:35.058	

Weather/Track: Sun/Dry

www.mstworld.com

Page 1 of 5

Silverstone  
Circuit Length = 3.6490 miles.  
Start: 12:02 End: 12:28

Printed - 12:32 Sunday, 24 July 2011

# HSCC Big Engine Touring Cars

## RACE 16 - LAP ANALYSIS - Silverstone - 22/23/24 July 2011

(contd.)

<b>9</b>	<b>David BETTS</b>	Ford Mustang Notchback
1 - 2:55.380	6 - 2:41.939	
2 - 2:44.230	7 - 2:43.883	
3 - 2:43.138	8 - 2:42.346	
4 - <b>2:41.825</b>	9 - 2:43.199	
5 - 2:42.398	10 - 2:42.993	
<b>12</b>	<b>Martin BIJLEVELD</b>	Ford Falcon
1 - 2:44.088	6 - 2:38.376	
2 - 2:38.330	7 - 2:41.629	
3 - 2:40.236	8 - 2:39.196	
4 - 2:39.815	9 - 2:38.800	
5 - <b>2:38.046</b>	10 - 2:39.990	
<b>13</b>	<b>Jon WOLFE</b>	Ford Falcon V8
1 - 2:55.691	6 - 2:45.068	
2 - <b>2:41.003</b>	7 - 2:48.112	
3 - 2:41.128	8 - 2:45.805	
4 - 2:41.226	9 - 2:45.455	
5 - 2:41.589	10 - 2:45.286	
<b>14</b>	<b>Colin MCKAY</b>	Jaguar S Type
1 - 3:11.121	6 - 2:49.688	
2 - 2:51.445	7 - 2:49.056	
3 - 2:49.288	8 - 2:51.167	
4 - 2:49.089	9 - <b>2:48.977</b>	
5 - 2:49.282	10 - 2:48.986	
<b>15</b>	<b>Patrick WATTS</b>	Ford Mustang
1 - 2:35.922	6 - 2:36.165	
2 - 2:35.808	7 - 2:35.917	
3 - 2:35.787	8 - 2:35.246	
4 - 2:35.885	9 - <b>2:35.163</b>	
5 - 2:36.229	10 - 2:35.714	
<b>16</b>	<b>Simon MILLER</b>	Ford Mustang
1 - 3:00.567	6 - 2:51.550	
2 - 2:53.424	7 - 2:51.495	
3 - 2:50.879	8 - 2:51.748	
4 - <b>2:50.056</b>	9 - 2:51.401	
5 - 2:50.166		

Weather/Track: Sun/Dry

www.mstworld.com

Page 2 of 5

Silverstone  
Circuit Length = 3.6490 miles.  
Start: 12:02 End: 12:28

Printed - 12:32 Sunday, 24 July 2011

# HSCC Big Engine Touring Cars

## RACE 16 - LAP ANALYSIS - Silverstone - 22/23/24 July 2011

(contd.)

<b>19</b>	<b>Chris CHILES</b>	Ford Mustang
1 - 2:44.994 2 - <b>2:42.784</b> 3 - 8:32.568		
<b>24</b>	<b>Howard KIRKHAM</b>	Jaguar Mark 1
1 - 3:13.745 2 - 3:07.744 3 - 3:05.257 4 - <b>3:04.457</b> 5 - 3:04.633		
<b>30</b>	<b>Oliver BRYANT</b>	Plymouth Barracuda
1 - 2:50.882    6 - 2:34.328 2 - 2:36.305    7 - 2:35.148 3 - 2:36.200    8 - 2:34.518 4 - 2:37.264    9 - 2:33.703 5 - 2:34.502    10 - <b>2:33.410</b>		
<b>35</b>	<b>Paul CLAYSON</b>	Ford Falcon Sprint
1 - 2:53.013    6 - 2:41.829 2 - 2:43.260    7 - 2:43.548 3 - 2:45.538    8 - <b>2:41.549</b> 4 - 2:42.007    9 - 2:43.213 5 - 2:41.790    10 - 2:42.239		
<b>39</b>	<b>Westley HARDING</b>	Ford Falcon
1 - 2:39.850    6 - 2:36.151 2 - 2:36.053    7 - 3:05.578 3 - 2:36.760 4 - 2:36.746 5 - <b>2:35.139</b>		
<b>44</b>	<b>Georg KJALLGREN</b>	Ford Mustang
1 - 2:42.537    6 - 2:39.456 2 - 2:40.539    7 - 2:40.087 3 - 2:40.799    8 - 2:39.601 4 - <b>2:39.181</b> 9 - 2:40.728 5 - 2:40.146    10 - 2:40.778		

Weather/Track: Sun/Dry

www.mstworld.com

Page 3 of 5

Silverstone  
Circuit Length = 3.6490 miles.  
Start: 12:02    End: 12:28

Printed - 12:32 Sunday, 24 July 2011

# HSCC Big Engine Touring Cars

## RACE 16 - LAP ANALYSIS - Silverstone - 22/23/24 July 2011

(contd.)

<b>47</b>	<b>Christopher SCRAGG</b>	Jaguar Mk2
1 - 2:56.391	6 - 2:49.229	
2 - <b>2:47.848</b>	7 - 2:49.294	
3 - 2:48.862	8 - 2:49.158	
4 - 2:47.882	9 - 2:49.012	
5 - 2:48.400	10 - 2:49.829	
<b>69</b>	<b>Roger WILLS</b>	Mercury Cyclone
1 - 2:48.664	6 - <b>2:33.986</b>	
2 - 2:36.810	7 - 2:35.302	
3 - 2:35.561	8 - 2:36.185	
4 - 2:34.095	9 - 2:34.752	
5 - 2:34.905	10 - 2:34.321	
<b>71</b>	<b>Graham LOVE</b>	Jaguar MkVII
1 - 3:14.842	6 - 3:04.487	
2 - 3:05.067	7 - 3:04.584	
3 - 3:06.472	8 - 3:06.104	
4 - 3:04.484	9 - 3:04.444	
5 - <b>3:04.377</b>		
<b>73</b>	<b>Chris CLARKSON</b>	Ford Falcon Sprint
1 - 2:42.900	6 - 2:39.203	
2 - 2:39.770	7 - 2:42.161	
3 - 2:40.298	8 - 2:39.154	
4 - 2:38.398	9 - <b>2:38.339</b>	
5 - 2:38.678	10 - 2:38.660	
<b>81</b>	<b>Ben BEIGHTON</b>	Ford Mustang
1 - 2:38.574		
2 - <b>2:36.053</b>		
<b>86</b>	<b>Jeremy COOKE</b>	Ford Mustang
1 - 2:48.481	6 - 2:42.306	
2 - 2:42.617	7 - 2:42.533	
3 - 2:42.144	8 - 2:41.705	
4 - 2:42.057	9 - 2:41.336	
5 - 2:42.199	10 - <b>2:40.577</b>	

Weather/Track: Sun/Dry

www.mstworld.com

Page 4 of 5

Silverstone  
Circuit Length = 3.6490 miles.  
Start: 12:02 End: 12:28

Printed - 12:32 Sunday, 24 July 2011

# HSCC Big Engine Touring Cars

## RACE 16 - LAP ANALYSIS - Silverstone - 22/23/24 July 2011

(contd.)

<b>89</b>	<b>Peter BRADFIELD</b>	Ford Mustang
1 - 2:54.341	6 - 2:41.954	
2 - 2:43.014	7 - 2:44.023	
3 - 2:42.975	8 - <b>2:41.393</b>	
4 - 2:41.829	9 - 2:43.089	
5 - 2:42.226	10 - 2:42.259	
<b>96</b>	<b>Michiel CAMPAGNE</b>	Ford Mustang
1 - 2:46.679	6 - 2:43.687	
2 - 2:42.153	7 - 2:42.821	
3 - 2:42.746	8 - 2:41.251	
4 - 2:42.838	9 - 2:41.913	
5 - 2:42.078	10 - <b>2:40.572</b>	
<b>121</b>	<b>James DODD</b>	Ford Mustang
1 - 2:53.207	6 - 2:37.356	
2 - 2:36.270	7 - 2:41.323	
3 - 2:38.312	8 - 2:43.557	
4 - <b>2:36.060</b>	9 - 2:41.488	
5 - 2:38.392	10 - 2:44.756	

Weather/Track: Sun/Dry

[www.mstworld.com](http://www.mstworld.com)

Page 5 of 5

Silverstone  
Circuit Length = 3.6490 miles.  
Start: 12:02 End: 12:28

Printed - 12:32 Sunday, 24 July 2011

# HSCC Big Engine Touring Cars

## RACE 16 - LAP CHART - Silverstone - 22/23/24 July 2011

Lap 1			Lap 2			Lap 3			Lap 4			Lap 5		
No	Behind	Laptime	No	Behind	Laptime	No	Behind	Laptime	No	Behind	Laptime	No	Behind	Laptime
15		2:35.922	15		2:35.808	15		2:35.787	15		2:35.885	8		2:33.067
81	2.652	2:38.574	81	2.897	2:36.053	6	4.183	2:36.702	8	2.542	2:33.729	15	0.620	2:36.229
6	3.076	2:38.998	6	3.268	2:36.000	8	4.698	2:32.770	6	4.875	2:36.577	6	4.836	2:35.570
39	3.928	2:39.850	39	4.173	2:36.053	39	5.146	2:36.760	39	6.007	2:36.746	39	5.537	2:35.139
44	6.615	2:42.537	8	7.715	2:33.853	69	13.518	2:35.561	69	11.728	2:34.095	69	11.024	2:34.905
73	6.978	2:42.900	12	10.688	2:38.330	12	15.137	2:40.236	30	17.249	2:37.264	30	16.142	2:34.502
12	8.166	2:44.088	73	10.940	2:39.770	73	15.451	2:40.298	73	17.964	2:38.398	73	21.033	2:38.678
19	9.072	2:44.994	44	11.346	2:40.539	30	15.870	2:36.200	12	19.067	2:39.815	12	21.504	2:38.046
8	9.670	2:45.592	69	13.744	2:36.810	44	16.358	2:40.799	44	19.654	2:39.181	121	23.230	2:38.392
4	10.005	2:45.927	4	14.570	2:40.373	4	19.732	2:40.949	121	20.447	2:36.060	44	24.191	2:40.146
96	10.757	2:46.679	30	15.457	2:36.305	121	20.272	2:38.312	4	23.842	2:39.995	4	27.874	2:39.641
86	12.559	2:48.481	19	16.048	2:42.784	96	24.061	2:42.746	5	30.651	2:39.122	5	35.859	2:40.817
69	12.742	2:48.664	96	17.102	2:42.153	86	25.725	2:42.144	96	31.014	2:42.838	96	37.483	2:42.078
5	14.748	2:50.670	121	17.747	2:36.270	5	27.414	2:40.942	86	31.897	2:42.057	86	38.487	2:42.199
30	14.960	2:50.882	86	19.368	2:42.617	13	30.305	2:41.128	13	35.646	2:41.226	13	41.626	2:41.589
35	17.091	2:53.013	5	22.259	2:43.319	89	32.813	2:42.975	89	38.757	2:41.829	89	45.374	2:42.226
121	17.285	2:53.207	35	24.543	2:43.260	35	34.294	2:45.538	35	40.416	2:42.007	35	46.597	2:41.790
89	18.419	2:54.341	13	24.964	2:41.003	9	35.231	2:43.138	9	41.171	2:41.825	9	47.960	2:42.398
9	19.458	2:55.380	89	25.625	2:43.014	47	45.584	2:48.862	47	57.581	2:47.882	19	2 LAPS	8:32.568
13	19.769	2:55.691	9	27.880	2:44.230	2	54.334	2:50.310	2	1:07.079	2:48.630	47	1:10.372	2:48.400
47	20.469	2:56.391	47	32.509	2:47.848	16	57.353	2:50.879	16	1:11.524	2:50.056	2	1:22.595	2:51.125
16	24.645	3:00.567	2	39.811	2:50.703	3	1:01.193	2:52.739	14	1:17.541	2:49.089	16	1:26.081	2:50.166
2	24.916	3:00.838	16	42.261	2:53.424	14	1:04.337	2:49.288	3	1:18.294	2:52.986	14	1:31.214	2:49.282
3	26.939	3:02.861	3	44.241	2:53.110	71	1:38.864	3:06.472	71	2:07.463	3:04.484	3	1:37.390	2:54.705
14	35.199	3:11.121	14	50.836	2:51.445	24	1:39.229	3:05.257	24	2:07.801	3:04.457			
24	37.823	3:13.745	71	1:08.179	3:05.067									
71	38.920	3:14.842	24	1:09.759	3:07.744									

Weather/Track: Sun/Dry

www.mstworld.com

Page 1 of 2

Silverstone  
Circuit Length = 3.6490 miles.  
Start: 12:02 End: 12:28

Printed - 12:32 Sunday, 24 July 2011

# HSCC Big Engine Touring Cars

## RACE 16 - LAP CHART - Silverstone - 22/23/24 July 2011

(contd.)

Lap 6			Lap 7			Lap 8			Lap 9			Lap 10		
No	Behind	Laptime	No	Behind	Laptime	No	Behind	Laptime	No	Behind	Laptime	No	Behind	Laptime
8		2:34.803	8		2:33.358	8		2:34.037	8		2:34.208	8		2:35.058
71	1 LAP	3:04.377	15	4.541	2:35.917	15	5.750	2:35.246	15	6.705	2:35.163	16	1 LAP	2:51.401
15	1.982	2:36.165	6	7.751	2:35.593	6	9.406	2:35.692	6	10.886	2:35.688	15	7.361	2:35.714
24	1 LAP	3:04.633	69	12.151	2:35.302	69	14.299	2:36.185	3	1 LAP	2:57.467	6	11.467	2:35.639
6	5.516	2:35.483	30	17.457	2:35.148	30	17.938	2:34.518	69	14.843	2:34.752	69	14.106	2:34.321
39	6.885	2:36.151	71	1 LAP	3:04.487	12	38.507	2:39.196	30	17.433	2:33.703	30	15.785	2:33.410
69	10.207	2:33.986	12	33.348	2:41.629	73	39.353	2:39.154	12	43.099	2:38.800	3	1 LAP	2:58.971
30	15.667	2:34.328	121	33.748	2:41.323	44	41.137	2:39.601	73	43.484	2:38.339	73	47.086	2:38.660
12	25.077	2:38.376	73	34.236	2:42.161	121	43.268	2:43.557	44	47.657	2:40.728	12	48.031	2:39.990
73	25.433	2:39.203	44	35.573	2:40.087	4	46.816	2:39.060	121	50.548	2:41.488	44	53.377	2:40.778
121	25.783	2:37.356	39	39.105	3:05.578	5	53.253	2:39.394	4	50.815	2:38.207	4	55.479	2:39.722
44	28.844	2:39.456	4	41.793	2:41.334	86	1:02.833	2:41.705	5	59.332	2:40.287	121	1:00.246	2:44.756
4	33.817	2:40.746	5	47.896	2:39.784	96	1:03.044	2:41.251	86	1:09.961	2:41.336	5	1:02.411	2:38.137
5	41.470	2:40.414	86	55.165	2:42.533	71	1 LAP	3:04.584	96	1:10.749	2:41.913	86	1:15.480	2:40.577
86	45.990	2:42.306	96	55.830	2:42.821	89	1:10.546	2:41.393	89	1:19.427	2:43.089	96	1:16.263	2:40.572
96	46.367	2:43.687	89	1:03.190	2:44.023	35	1:11.325	2:41.549	35	1:20.330	2:43.213	89	1:26.628	2:42.259
13	51.891	2:45.068	35	1:03.813	2:43.548	9	1:13.930	2:42.346	9	1:22.921	2:43.199	35	1:27.511	2:42.239
89	52.525	2:41.954	9	1:05.621	2:43.883	13	1:18.413	2:45.805	13	1:29.660	2:45.455	9	1:30.856	2:42.993
35	53.623	2:41.829	13	1:06.645	2:48.112	47	1:55.855	2:49.158	71	1 LAP	3:06.104	13	1:39.888	2:45.286
9	55.096	2:41.939	47	1:40.734	2:49.294	2	2:09.567	2:49.619	47	2:10.659	2:49.012	71	1 LAP	3:04.444
47	1:24.798	2:49.229	2	1:53.985	2:49.669	16	2:18.676	2:51.748	2	2:27.083	2:51.724	47	2:25.430	2:49.829
2	1:37.674	2:49.882	16	2:00.965	2:51.495	14	2:18.927	2:51.167	14	2:33.696	2:48.977	2	2:45.238	2:53.213
16	1:42.828	2:51.550	14	2:01.797	2:49.056							14	2:47.624	2:48.986
14	1:46.099	2:49.688	3	2:21.735	2:57.388									
3	1:57.705	2:55.118												

Weather/Track: Sun/Dry

www.mstworld.com

Page 2 of 2

Silverstone  
Circuit Length = 3.6490 miles.  
Start: 12:02 End: 12:28

Printed - 12:32 Sunday, 24 July 2011



# The RAC Tourist Trophy

## RACE 14 - QUALIFYING - AMENDED - Silverstone - 22/23/24 July 2011

POS	NO	CL	DRIVER(S)	CAR	TIME	LAPS	GAP	MPH
1	9	C	Hugenholtz	Ferrari 250GT SWB	2:32.411	10		86.19
2	43	D	Attwood/Graham	Aston Martin DB4 GT Lightweight	2:34.860	11	2.449	84.82
3	2	D	Vögele/Green	Ferrari 330 GTO	2:35.944	11	3.533	84.23
4	35	D	Draper/Draper	Aston Martin DB 4 GT Zagato	2:37.547	10	5.136	83.38
5	1	D	Friedrichs/Clark	Aston Martin DP212	2:37.771	11	5.360	83.26
6	63	D	Minshaw/Minshaw	Jaguar E-type	2:38.375	11	5.964	82.94
7	65	D	Hunt/Blakeney-Edwards	AC Cobra	2:38.822	11	6.411	82.71
8	17	INV	Naismith/Young	Aston Martin DB4	2:39.076	11	6.665	82.57
9	70	C	Kremer/Kremer	Morgan +4 Supersports	2:39.666	11	7.255	82.27
10	118	D	Clark/McCaig	Jaguar E-type	2:40.091	11	7.680	82.05
11	66	D	Wood/Wood	Jaguar E-type	2:40.123	11	7.712	82.03
12	8	A	Wills/Twyman	Lotus Elite	2:40.156	10	7.745	82.02
13	44	C	Huni/Pearson	Ferrari 250 Berlinetta SWB	2:40.990	8	8.579	81.59
14	47	C	Neumark/Franklin	Ferrari 250 SWB	2:41.224	11	8.813	81.47
15	39	B	Emberson/Wykeham	Morgan +4 Supersports	2:41.231	11	8.820	81.47
16	38	D	Muller/Muller	Aston Martin DB4GT	2:41.438	10	9.027	81.37
17	90	A	McAlpine/Wykeham	Lotus Elite S1	2:43.566	12	11.155	80.31
18	64	D	Scragg	Aston Martin DB4 GT Zagato	2:44.254	8	11.843	79.97
19	55	D	Goldsmith/Goldsmith	Aston Martin DB4 GT	2:45.420	11	13.009	79.41
20	15	A	Winchester/Mallard	Ginetta G4	2:45.605	11	13.194	79.32
21	72	D	Tate/Lawson	Jaguar E-type Roadster	2:45.870	10	13.459	79.19
22	11	A	Hancock/Cooke	Lotus Elite	2:46.730	11	14.319	78.78
23	81	A	Jacobsen/Jacobsen	Lotus Elite	2:46.943	2	14.532	78.68
24	14	A	Garside/Weston	Lotus Elite S2	2:47.468	9	15.057	78.44
25	97	A	Atkins/Stirling	Lotus Elite	2:47.974	10	15.563	78.20
26	59	C	King	Morgan +4 Supersports	2:48.315	8	15.904	78.04
27	68	C	Joy/Konig	Ferrari 250 SWB	2:48.319	10	15.908	78.04
28	28	A	Wright/Merzario	Lotus Elite S1	2:49.268	8	16.857	77.60
29	93	A	Willis	MG Midget Coupe	2:49.495	11	17.084	77.50
30	21	B	Maxted Page/Lichtig	Porsche Pre A Speedster	2:49.947	10	17.536	77.29
31	24	B	Greaves/Smith	Elva Courier	2:50.391	10	17.980	77.09
32	53	A	Bason/Bason	Lotus Elite	2:52.214	10	19.803	76.28
33	79	B	Bischoff/Turrall	Porsche Abarth	2:52.214	10	19.803	76.28
34	42	B	Williams/l'anson	Porsche 356 Pre A	2:52.795	10	20.384	76.02
35	57	D	Verey/Welch	Jensen 541 R	2:54.056	10	21.645	75.47
36	87	IN	Prichard Jones	Turner Mark 3	2:54.240	11	21.829	75.39
37	18	A	Bilderbeck/Wood	Turner Climax Mk1	2:55.374	10	22.963	74.90
38	96	C	Morgan/Mitchell	AC ACE	2:55.692	10	23.281	74.76
39	99	B	Conway/Mercer	AC ACE Bristol	2:56.913	11	24.502	74.25
40	77	A	Davison/Ricketts	Lotus Elite	2:57.818	10	25.407	73.87
41	27	B	Daniell/Daniell	MGA Twincam	2:58.222	10	25.811	73.70
42	86	B	Gurney/Shears	Morgan + 4 Supersports	2:58.463	10	26.052	73.60
43	6	A	Adams/Adams	Turner Climax	2:58.472	10	26.061	73.60
44	25	C	Cussons	Ferrari 250 GT SWB	2:58.531	6	26.120	73.58
45	60	D	Mills/Montgomery	Jaguar E-type FHC	2:59.216	9	26.805	73.29
46	46	A	Clegg/McGlone	Austin Healey Sebring Sprite	2:59.300	9	26.889	73.26
47	26	B	Daniell/Moore	MGA Twincam	3:01.575	10	29.164	72.34
48	52	B	Pead	Porsche 356A	3:01.694	10	29.283	72.30
49	4	A	Chase-Gardener/Allen	Alfa Romeo Giulietta SZ	3:02.174	9	29.763	72.10
50	91	B	Hubner	Morgan +4 Supersports	3:03.820	10	31.409	71.46
51	51	A	Perruchot	Lotus Elite	3:08.117	10	35.706	69.83
52	71	D	Jonsson	Jaguar E-type	3:12.471	7	40.060	68.25

Cars 44, 55, 79, 87 require transponders.

Weather/Track: Sun/Dry. Times for Car 25 added (no racing numbers during session).

These results are provisional until the conclusion of any judicial and technical matters.

Silverstone

Circuit Length = 3.6490 miles.

Start: 11:36 End: 12:06

Clerk of the Course:		Timekeeper:
----------------------	--	-------------

# The RAC Tourist Trophy

## RACE 14 - QUALIFYING LAP ANALYSIS - Silverstone - 22/23/24 July 2011

<b>1</b>	<b>Friedrichs/Clark</b>	Aston Martin DP212
1 - 8:30.097	6 - 2:40.814	11 - <b>2:37.771</b>
2 - 2:45.937	7 - 4:12.513	
3 - 2:42.915	8 - 2:42.258	
4 - 2:41.276	9 - 2:40.027	
5 - 2:42.347	10 - 2:37.991	
<b>2</b>	<b>Vögele/Green</b>	Ferrari 330 GTO
1 - X:00.000	6 - 2:42.454	11 - 2:36.426
2 - 2:45.477	7 - 3:46.536	
3 - 2:42.694	8 - 2:38.471	
4 - 2:44.205	9 - 2:37.504	
5 - 2:40.969	10 - <b>2:35.944</b>	
<b>4</b>	<b>Chase-Gardener/Allen</b>	Alfa Romeo Giulietta SZ
1 - 9:35.220	6 - 3:03.310	
2 - 3:12.449	7 - 3:04.844	
3 - 3:08.489	8 - 3:02.905	
4 - 3:11.247	9 - <b>3:02.174</b>	
5 - 5:08.593		
<b>6</b>	<b>Adams/Adams</b>	Turner Climax
1 - 8:46.878	6 - 4:25.677	
2 - 3:07.820	7 - 3:04.163	
3 - 3:05.285	8 - 3:00.410	
4 - 3:01.392	9 - <b>2:58.472</b>	
5 - 3:00.169	10 - 2:58.620	
<b>8</b>	<b>Wills/Twyman</b>	Lotus Elite
1 - 8:05.192	6 - 4:31.411	
2 - 2:45.483	7 - 2:44.850	
3 - 2:40.628	8 - 2:44.358	
4 - <b>2:40.156</b>	9 - 2:45.005	
5 - 2:42.065	10 - 2:43.916	
<b>9</b>	<b>Hugenholtz</b>	Ferrari 250GT SWB
1 - X:00.000	6 - 2:37.820	
2 - 2:38.134	7 - 2:34.741	
3 - 2:48.254P	8 - 2:34.619	
4 - 4:49.633	9 - 2:35.150	
5 - 2:37.398	10 - <b>2:32.411</b>	
<b>11</b>	<b>Hancock/Cooke</b>	Lotus Elite
1 - 8:12.622	6 - 2:55.046	11 - 2:47.619
2 - 2:57.469	7 - 2:48.413	
3 - 2:55.784	8 - 2:48.646	
4 - 3:00.866	9 - 2:47.917	
5 - 4:42.326	10 - <b>2:46.730</b>	

Cars 44, 55, 79, 87 require transponders.  
Weather/Track: Sun/Dry. Times for Car 25 added (no racing numbers during session).

# The RAC Tourist Trophy

## RACE 14 - QUALIFYING LAP ANALYSIS - Silverstone - 22/23/24 July 2011

(contd.)

<b>14</b>	<b>Garside/Weston</b>	Lotus Elite S2
1 - 9:11.994	6 - 2:49.375	
2 - 3:10.232	7 - 2:50.721	
3 - 3:03.562	8 - 2:50.217	
4 - 3:13.669	9 - <b>2:47.468</b>	
5 - 4:33.283		
<b>15</b>	<b>Winchester/Mallard</b>	Ginetta G4
1 - 7:44.524	6 - 2:53.314	11 - 2:48.147
2 - 2:51.618	7 - 2:49.394	
3 - 2:46.107	8 - 2:49.962	
4 - <b>2:45.605</b>	9 - 2:52.281	
5 - 4:34.806	10 - 2:50.911	
<b>17</b>	<b>Naismith/Young</b>	Aston Martin DB4
1 - 8:39.067	6 - 2:39.429	11 - 4:45.591
2 - 2:41.456	7 - 4:18.049	
3 - <b>2:39.076</b>	8 - 2:42.044	
4 - 2:40.967	9 - 2:43.537	
5 - 2:39.235	10 - 2:50.415	
<b>18</b>	<b>Bilderbeck/Wood</b>	Turner Climax Mk1
1 - 8:40.380	6 - 4:26.931	
2 - 3:17.099	7 - 2:57.891	
3 - 3:13.240	8 - 2:58.073	
4 - 3:06.794	9 - <b>2:55.374</b>	
5 - 3:07.564	10 - 2:55.980	
<b>21</b>	<b>Maxted Page/Lichtig</b>	Porsche Pre A Speedster
1 - 9:21.687	6 - 2:55.650	
2 - 3:02.799	7 - 2:52.549	
3 - 2:54.982	8 - 2:50.553	
4 - 2:55.333	9 - <b>2:49.947</b>	
5 - 4:11.556	10 - 2:50.749	
<b>24</b>	<b>Greaves/Smith</b>	Elva Courier
1 - X:00.000	6 - 2:56.872	
2 - 2:55.660	7 - 2:53.176	
3 - 2:56.177	8 - <b>2:50.391</b>	
4 - 2:54.813	9 - 2:51.022	
5 - 4:21.880	10 - 2:52.831	
<b>25</b>	<b>Cussons</b>	Ferrari 250 GT SWB
1 - 9:25.123	6 - 3:01.483	
2 - 3:02.530		
3 - <b>2:58.531</b>		
4 - 3:02.150		
5 - 2:59.678		

Cars 44, 55, 79, 87 require transponders.  
Weather/Track: Sun/Dry. Times for Car 25 added (no racing numbers during session).

Silverstone  
Circuit Length = 3.6490 miles.  
Start: 11:36 End: 12:06

# The RAC Tourist Trophy

## RACE 14 - QUALIFYING LAP ANALYSIS - Silverstone - 22/23/24 July 2011

(contd.)

<b>26</b>	<b>Daniell/Moore</b>	MGA Twincam
1 - 8:04.096	6 - 4:03.386	
2 - 3:04.177	7 - 3:02.418	
3 - <b>3:01.575</b>	8 - 3:03.103	
4 - 3:02.660	9 - 3:04.216	
5 - 3:01.812	10 - 3:02.315	
<b>27</b>	<b>Daniell/Daniell</b>	MGA Twincam
1 - 8:29.130	6 - 4:25.721	
2 - 3:24.586	7 - 2:58.295	
3 - 3:18.601	8 - 3:00.047	
4 - 3:15.767	9 - 2:59.551	
5 - 3:19.019	10 - <b>2:58.222</b>	
<b>28</b>	<b>Wright/Merzario</b>	Lotus Elite S1
1 - 9:15.301	6 - <b>2:49.268</b>	
2 - 2:55.677	7 - 2:54.145	
3 - 2:54.503	8 - 3:01.647	
4 - 2:50.917		
5 - 2:50.962		
<b>35</b>	<b>Draper/Draper</b>	Aston Martin DB 4 GT Zagato
1 - 8:58.854	6 - 2:39.208	
2 - 2:44.916	7 - 6:53.384	
3 - 2:39.737	8 - 2:42.355	
4 - 2:39.463	9 - <b>2:37.547</b>	
5 - 2:41.310	10 - 2:42.319	
<b>38</b>	<b>Muller/Muller</b>	Aston Martin DB4GT
1 - 9:12.391	6 - 2:43.187	
2 - 2:56.063	7 - 2:42.930	
3 - 2:51.830	8 - <b>2:41.438</b>	
4 - 2:48.080	9 - 2:42.627	
5 - 5:07.190	10 - 2:42.472	
<b>39</b>	<b>Emberson/Wykeham</b>	Morgan +4 Supersports
1 - 7:56.164	6 - 4:21.541	11 - 2:42.906
2 - 2:56.173	7 - 2:41.700	
3 - 2:54.720	8 - 2:41.242	
4 - 2:54.417	9 - 2:43.258	
5 - 2:55.096	10 - <b>2:41.231</b>	
<b>42</b>	<b>Williams/I'anson</b>	Porsche 356 Pre A
1 - 8:38.530	6 - 4:41.538	
2 - 3:03.645	7 - 3:02.654	
3 - 2:56.697	8 - 2:53.199	
4 - 2:58.071	9 - <b>2:52.795</b>	
5 - 2:54.338	10 - 2:54.231	

Cars 44, 55, 79, 87 require transponders.

Weather/Track: Sun/Dry. Times for Car 25 added (no racing numbers during session).

# The RAC Tourist Trophy

## RACE 14 - QUALIFYING LAP ANALYSIS - Silverstone - 22/23/24 July 2011

(contd.)

<b>43</b>	<b>Attwood/Graham</b>	Aston Martin DB4 GT Lightweight
1 - 8:08.508	6 - 3:50.740	11 - 2:46.684
2 - 2:39.757	7 - 2:37.396	
3 - 2:34.871	8 - 2:36.302	
4 - 2:35.262	9 - 2:38.560	
5 - 2:38.693	10 - <b>2:34.860</b>	
<b>44</b>	<b>Huni/Pearson</b>	Ferarri 250 Berlinetta SWB
1 - 8:19.453	6 - 4:25.281	
2 - 1:54.715D	7 - 2:48.738	
3 - 2:41.460	8 - 2:46.119	
4 - 2:41.599		
5 - <b>2:40.990</b>		
<b>46</b>	<b>Clegg/McGlone</b>	Austin Healey Sebring Sprite
1 - 8:18.231	6 - 5:54.236	
2 - 3:29.277	7 - 3:01.424	
3 - 3:27.261	8 - <b>2:59.300</b>	
4 - 3:24.211	9 - 3:00.991	
5 - 3:18.857		
<b>47</b>	<b>Neumark/Franklin</b>	Ferrari 250 SWB
1 - 8:05.086	6 - 2:43.001	11 - 2:47.654
2 - 2:47.630	7 - 4:04.679	
3 - <b>2:41.224</b>	8 - 2:50.302	
4 - 2:41.641	9 - 2:47.665	
5 - 2:44.686	10 - 2:45.860	
<b>51</b>	<b>Perruchot</b>	Lotus Elite
1 - 9:18.946	6 - 3:09.904	
2 - 3:19.730	7 - 3:10.419	
3 - 3:16.151	8 - 3:58.755	
4 - 3:11.653	9 - 3:08.404	
5 - 3:13.944	10 - <b>3:08.117</b>	
<b>52</b>	<b>Pead</b>	Porsche 356A
1 - 8:38.107	6 - <b>3:01.694</b>	
2 - 3:10.426	7 - 4:44.626	
3 - 3:04.651	8 - 3:22.619	
4 - 3:07.695	9 - 3:17.537	
5 - 3:04.878	10 - 3:15.139	
<b>53</b>	<b>Bason/Bason</b>	Lotus Elite
1 - 9:22.073	6 - 2:59.261	
2 - <b>2:52.214</b>	7 - 2:56.954	
3 - 2:54.084	8 - 2:57.803	
4 - 5:38.810	9 - 2:56.589	
5 - 2:58.629	10 - 2:54.571	

Cars 44, 55, 79, 87 require transponders.  
Weather/Track: Sun/Dry. Times for Car 25 added (no racing numbers during session).

Silverstone  
Circuit Length = 3.6490 miles.  
Start: 11:36 End: 12:06

# The RAC Tourist Trophy

## RACE 14 - QUALIFYING LAP ANALYSIS - Silverstone - 22/23/24 July 2011

(contd.)

<b>55</b>	<b>Goldsmith/Goldsmith</b>	Aston Martin DB4 GT
1 - 8:40.430	6 - 2:46.501	11 - <b>2:45.420</b>
2 - 2:59.916	7 - 2:46.234	
3 - 2:48.400	8 - 2:46.214	
4 - 4:50.845	9 - 2:47.680	
5 - 2:47.190	10 - 2:46.425	
<b>57</b>	<b>Verey/Welch</b>	Jensen 541 R
1 - 8:31.141	6 - 4:05.184	
2 - 3:12.416	7 - 2:55.865	
3 - 3:02.251	8 - 2:54.656	
4 - 3:01.507	9 - 2:54.295	
5 - 3:04.126	10 - <b>2:54.056</b>	
<b>59</b>	<b>King</b>	Morgan +4 Supersports
1 - 8:41.609	6 - <b>2:48.315</b>	
2 - 3:07.167	7 - 2:49.550	
3 - 2:54.941	8 - 2:52.642	
4 - 2:50.862		
5 - 2:48.899		
<b>60</b>	<b>Mills/Montgomery</b>	Jaguar E-type FHC
1 - 8:54.061	6 - 3:04.225	
2 - 3:14.063	7 - 3:04.035	
3 - 3:11.040	8 - 3:02.155	
4 - 3:12.165	9 - <b>2:59.216</b>	
5 - 6:03.805		
<b>63</b>	<b>Minshaw/Minshaw</b>	Jaguar E-type
1 - 8:33.713	6 - 4:29.449	11 - 2:40.912
2 - 2:43.252	7 - 2:39.067	
3 - 2:42.350	8 - 2:38.563	
4 - 2:43.089	9 - 2:43.033	
5 - 2:44.412	10 - <b>2:38.375</b>	
<b>64</b>	<b>Scragg</b>	Aston Martin DB4 GT Zagato
1 - 9:08.372	6 - 2:45.702	
2 - 2:54.651	7 - <b>2:44.254</b>	
3 - 2:53.689	8 - 2:47.563	
4 - 2:51.035		
5 - 2:45.829		
<b>65</b>	<b>Hunt/Blakeney-Edwards</b>	AC Cobra
1 - 7:54.532	6 - 4:11.531	11 - 3:51.364
2 - 2:41.144	7 - 2:41.535	
3 - 2:41.255	8 - 2:39.546	
4 - 2:40.297	9 - <b>2:38.822</b>	
5 - 2:42.399	10 - 2:47.309	

Cars 44, 55, 79, 87 require transponders.

Weather/Track: Sun/Dry. Times for Car 25 added (no racing numbers during session).

# The RAC Tourist Trophy

## RACE 14 - QUALIFYING LAP ANALYSIS - Silverstone - 22/23/24 July 2011

(contd.)

<b>66</b>	<b>Wood/Wood</b>	Jaguar E-type
1 - 8:29.832	6 - 2:44.991	11 - 2:41.952
2 - 2:55.212	7 - 2:41.711	
3 - 2:48.960	8 - <b>2:40.123</b>	
4 - 2:58.140	9 - 2:43.683	
5 - 4:04.918	10 - 2:45.825	
<b>68</b>	<b>Joy/Konig</b>	Ferrari 250 SWB
1 - 9:11.440	6 - 3:03.182	
2 - 3:21.458	7 - 3:02.933	
3 - 3:05.215	8 - 2:58.971	
4 - 3:05.103	9 - 4:07.983	
5 - 3:06.644	10 - <b>2:48.319</b>	
<b>70</b>	<b>Kremer/Kremer</b>	Morgan +4 Supersports
1 - 7:44.986	6 - 2:43.437	11 - 2:53.274
2 - 2:42.438	7 - 4:02.174	
3 - <b>2:39.666</b>	8 - 2:55.872	
4 - 2:41.293	9 - 2:53.031	
5 - 2:41.888	10 - 2:52.201	
<b>71</b>	<b>Jonsson</b>	Jaguar E-type
1 - 8:51.076	6 - X:00.000	
2 - 3:15.499	7 - 3:30.850	
3 - <b>3:12.471</b>		
4 - 3:13.684		
5 - 3:13.515		
<b>72</b>	<b>Tate/Lawson</b>	Jaguar E-type Roadster
1 - 9:36.581	6 - 5:03.134	
2 - 2:51.888	7 - 2:50.732	
3 - 2:51.401	8 - 2:47.982	
4 - 2:47.248	9 - 2:46.712	
5 - <b>2:45.870</b>	10 - 2:54.595	
<b>77</b>	<b>Davison/Ricketts</b>	Lotus Elite
1 - 9:46.812	6 - 4:25.439	
2 - 3:04.309	7 - <b>2:57.818</b>	
3 - 2:58.183	8 - 2:59.042	
4 - 2:58.168	9 - 3:00.607	
5 - 3:00.037	10 - 2:58.196	
<b>79</b>	<b>Bischoff/Turrall</b>	Porsche Abarth
1 - 9:10.307	6 - 2:56.219	
2 - 3:17.421	7 - 2:55.587	
3 - 3:14.850	8 - 3:04.485	
4 - 3:13.526	9 - <b>2:52.214</b>	
5 - 5:31.868	10 - 2:53.242	

Cars 44, 55, 79, 87 require transponders.  
Weather/Track: Sun/Dry. Times for Car 25 added (no racing numbers during session).

Silverstone  
Circuit Length = 3.6490 miles.  
Start: 11:36 End: 12:06

# The RAC Tourist Trophy

## RACE 14 - QUALIFYING LAP ANALYSIS - Silverstone - 22/23/24 July 2011

(contd.)

<b>81</b>	<b>Jacobsen/Jacobsen</b>	Lotus Elite
1 - 9:26.770 2 - <b>2:46.943</b>		
<b>86</b>	<b>Gurney/Shears</b>	Morgan + 4 Supersports
1 - 8:35.794    6 - 3:01.590 2 - 3:16.563    7 - 3:01.106 3 - 3:12.171    8 - 3:01.723 4 - 3:07.457    9 - 2:59.577 5 - 4:49.560    10 - <b>2:58.463</b>		
<b>87</b>	<b>Prichard Jones</b>	Turner Mark 3
1 - 8:06.709    6 - 2:59.567    11 - 2:55.678 2 - 2:55.642    7 - 2:56.755 3 - 3:01.744    8 - <b>2:54.240</b> 4 - 3:00.406    9 - 2:56.458 5 - 2:57.813    10 - 2:55.758		
<b>90</b>	<b>McAlpine/Wykeham</b>	Lotus Elite S1
1 - 7:58.207    6 - 3:47.852    11 - 2:45.793 2 - 2:51.013    7 - 2:46.021    12 - 3:02.126 3 - 2:47.494    8 - 2:45.333 4 - 2:47.987    9 - <b>2:43.566</b> 5 - 2:47.019    10 - 2:44.639		
<b>91</b>	<b>Hubner</b>	Morgan +4 Supersports
1 - 9:46.456    6 - 3:05.226 2 - 3:16.181    7 - <b>3:03.820</b> 3 - 3:08.779    8 - 3:09.400 4 - 3:28.824    9 - 3:06.741 5 - 3:08.451    10 - 3:08.242		
<b>93</b>	<b>Willis</b>	MG Midget Coupe
1 - 8:52.080    6 - 2:50.938    11 - 2:50.190 2 - 3:03.076    7 - <b>2:49.495</b> 3 - 2:58.306    8 - 2:52.982 4 - 2:56.625    9 - 2:52.693 5 - 2:54.419    10 - 2:53.017		
<b>96</b>	<b>Morgan/Mitchell</b>	AC ACE
1 - 7:54.105    6 - 2:56.111 2 - 3:00.935    7 - 2:56.610 3 - <b>2:55.692</b> 8 - 4:46.123 4 - 2:56.453    9 - 3:11.857 5 - 2:56.900    10 - 3:05.484		

Cars 44, 55, 79, 87 require transponders.  
 Weather/Track: Sun/Dry. Times for Car 25 added (no racing numbers during session).

Silverstone  
 Circuit Length = 3.6490 miles.  
 Start: 11:36 End: 12:06



# The RAC Tourist Trophy

## RACE 14 - QUALIFYING LAP ANALYSIS - Silverstone - 22/23/24 July 2011 (contd.)

<b>97</b>	<b>Atkins/Stirling</b>	Lotus Elite
1 - 8:33.476	6 - 2:55.194	
2 - 3:15.998	7 - 2:49.818	
3 - 3:06.891	8 - <b>2:47.974</b>	
4 - 3:06.989	9 - 2:48.667	
5 - 4:24.626	10 - 2:49.758	
<b>99</b>	<b>Conway/Mercer</b>	AC ACE Bristol
1 - 8:03.418	6 - 4:10.807	11 - 2:58.637
2 - 3:00.791	7 - 3:03.499	
3 - 2:57.707	8 - 2:58.563	
4 - 3:00.934	9 - 2:59.484	
5 - <b>2:56.913</b>	10 - 2:58.607	
<b>118</b>	<b>Clark/McCaig</b>	Jaguar E-type
1 - 8:07.988	6 - 2:43.370	11 - <b>2:40.091</b>
2 - 2:47.343	7 - 2:44.749	
3 - 2:41.758	8 - 4:56.001	
4 - 2:43.141	9 - 2:42.169	
5 - 2:41.598	10 - 2:41.121	

Cars 44, 55, 79, 87 require transponders.  
Weather/Track: Sun/Dry. Times for Car 25 added (no racing numbers during session).

# The RAC Tourist Trophy

## RACE 14 - GRID - AMENDED - Silverstone - 22/23/24 July 2011

ROW  
26  
ROW  
25  
ROW  
24  
ROW  
23  
ROW  
22  
ROW  
21  
ROW  
20  
ROW  
19  
ROW  
18  
ROW  
17  
ROW  
16  
ROW  
15  
ROW  
14  
ROW  
13  
ROW  
12  
ROW  
11  
ROW  
10  
ROW  
9  
ROW  
8  
ROW  
7  
ROW  
6  
ROW  
5  
ROW  
4  
ROW  
3  
ROW  
2  
ROW  
1

71	Jonsson	51	Perruchot
91	Hubner	4	Chase-Gardener/Allen
52	Pead	26	Daniell/Moore
46	Clegg/McGlone	60	Mills/Montgomery
25	Cussons	6	Adams/Adams
86	Gurney/Shears	27	Daniell/Daniell
77	Davison/Ricketts	99	Conway/Mercer
96	Morgan/Mitchell	18	Bilderbeck/Wood
87	Prichard Jones	57	Verey/Welch
42	Williams/I'anson	79	Bischoff/Turrall
53	Bason/Bason	24	Greaves/Smith
21	Maxted Page/Lichtig	93	Willis
28	Wright/Merzario	68	Joy/Konig
59	King	97	Atkins/Stirling
14	Garside/Weston	81	Jacobsen/Jacobsen
11	Hancock/Cooke	72	Tate/Lawson
15	Winchester/Mallard	55	Goldsmith/Goldsmith
64	Scragg	90	McAlpine/Wykeham
38	Muller/Muller	39	Emberson/Wykeham
47	Neumark/Franklin	44	Huni/Pearson
8	Wills/Twyman	66	Wood/Wood
118	Clark/McCaig	70	Kremer/Kremer
17	Naismith/Young	65	Hunt/Blakeney-Edwards
63	Minshaw/Minshaw	1	Friedrichs/Clark
35	Draper/Draper	2	Vögele/Green
43	Attwood/Graham	9	Hugenholtz

POLE

Cars 44, 55, 79, 87 require transponders.  
**Weather/Track: Sun/Dry. Times for Car 25 added (no racing numbers during session).**  
**These results are provisional until the conclusion of any judicial and technical matters.**

Silverstone  
 Circuit Length = 3.6490 miles.  
 Start: 11:36 End: 12:06

Clerk of the Course:

Timekeeper:

# The RAC Tourist Trophy

## RACE 14 - CLASSIFICATION - Silverstone - 22/23/24 July 2011

POS	NO	CL	DRIVER(S)	CAR	TIME	LAPS	GAP	MPH	BEST
1	43	D	Graham/Attwood	Aston Martin DB4 GT Lightweight	45:23.749	17		81.87	2:35.698
2	2	D	Vögele/Green	Ferrari 330 GTO	45:41.423	17	17.674	81.35	2:35.439
3	1	D	Friedrichs/Clark	Aston Martin DP212	46:03.047	17	39.298	80.71	2:37.317
4	17	INV	Naismith/Young	Aston Martin DB4	46:36.991	17	1:13.242	79.73	2:39.163
5	47	C	Franklin/Neumark	Ferrari 250 SWB	47:16.781	17	1:53.032	78.61	2:39.451
6	70	C	Kremer/Kremer	Morgan +4 Supersports	47:19.920	17	1:56.171	78.52	2:39.086
7	84	D	Clark/McCaig	Jaquar E-type	47:22.193	17	1:58.444	78.46	2:40.308
8	44	C	Huni/Pearson	Ferarri 250 Berlinetta SWB	47:38.265	17	2:14.516	78.02	2:40.868
9	8	A	Wills/Twyman	Lotus Elite	47:42.687	17	2:18.938	77.90	2:41.727
10	38	D	Muller/Muller	Aston Martin DB4GT	47:46.628	17	2:22.879	77.79	2:40.465
11	63	D	Minshaw/Minshaw	Jaquar E-type	47:50.242	17	2:26.493	77.70	2:38.144
12	64	D	Scragg	Aston Martin DB4 GT Zagato	48:02.840	17	2:39.091	77.36	2:43.484
13	39	B	Wykeham/Emberson	Morgan +4 Supersports	48:06.595	17	2:42.846	77.25	2:40.593
14	72	D	Lawson/Tate	Jaquar E-type Roadster	48:13.486	17	2:49.737	77.07	2:40.854
15	9	C	Hugenholtz/Hart	Ferrari 250GT SWB	42:28.840	16	1 LAP	82.34	2:34.388
16	90	A	Wykeham/McAlpine	Lotus Elite S1	45:49.963	16	1 LAP	76.32	2:43.488
17	55	D	Goldsmith/Goldsmith	Aston Martin DB4 GT	46:13.000	16	1 LAP	75.68	2:42.995
18	66	D	Wood/Wood	Jaquar E-type	46:20.665	16	1 LAP	75.47	2:44.043
19	28	A	Wright/Merzario	Lotus Elite S1	46:24.694	16	1 LAP	75.36	2:47.620
20	21	B	Maxted-Page/Lichtig	Porsche Pre A Speedster	46:38.282	16	1 LAP	75.00	2:48.772
21	59	C	King	Morgan +4 Supersports	46:42.886	16	1 LAP	74.88	2:47.519
22	24	B	Smith/Greaves	Elva Courier	47:05.436	16	1 LAP	74.28	2:50.635
23	68	C	Joy/Konig	Ferrari 250 SWB	47:27.486	16	1 LAP	73.70	2:42.556
24	42	B	Williams/I'anson	Porsche 356 Pre A	48:18.048	16	1 LAP	72.42	2:50.505
25	25	C	Cussons	Ferrari 250 GT SWB	45:26.398	15	2 LAPS	72.16	2:55.055
26	93	A	Willis	MG Midget Coupe	45:31.210	15	2 LAPS	72.03	2:48.302
27	14	A	Weston/Garside	Lotus Elite S2	45:37.706	15	2 LAPS	71.86	2:48.328
28	6	A	Adams/Adams	Turner Climax	45:45.526	15	2 LAPS	71.66	2:50.319
29	77	A	Davison/Ricketts	Lotus Elite	45:51.153	15	2 LAPS	71.51	2:54.198
30	96	C	Mitchell/Morgan	AC ACE	46:00.300	15	2 LAPS	71.27	2:53.420
31	99	B	Mercer/Conway	AC ACE Bristol	46:09.224	15	2 LAPS	71.04	2:54.631
32	97	A	Atkins/Stirling	Lotus Elite	46:15.431	15	2 LAPS	70.88	2:46.390
33	79	B	Bischoff/Turrall	Porsche Abarth	46:18.168	15	2 LAPS	70.81	2:52.444
34	27	B	Daniell/Daniell	MGA Twincam	46:21.098	15	2 LAPS	70.74	2:54.482
35	26	B	Daniell/Moore	MGA Twincam	46:21.646	15	2 LAPS	70.72	2:57.584
36	11	A	Hancock/Cooke	Lotus Elite	46:21.909	15	2 LAPS	70.72	2:46.275
37	86	B	Gurney/Shears	Morgan + 4 Supersports	47:07.960	15	2 LAPS	69.57	2:57.384
38	46	A	Clegg/McGlone	Austin Healey Sebring Sprite	47:36.274	15	2 LAPS	68.88	2:57.789
39	4	A	Chase-Gardener/Allen	Alfa Romeo Giulietta SZ	47:38.788	15	2 LAPS	68.82	2:57.854
40	71	D	Jonsson	Jaquar E-type	47:45.080	15	2 LAPS	68.66	3:01.944
41	60	D	Mills/Montgomery	Jaquar E-type FHC	47:54.245	15	2 LAPS	68.45	2:59.029
42	18	A	Wood/Bilderbeck	Turner Climax Mk1	47:55.979	15	2 LAPS	68.40	2:56.209
43	91	B	Hubner	Morgan +4 Supersports	48:06.226	15	2 LAPS	68.16	3:01.620
44	51	A	Perruchot	Lotus Elite	48:22.661	15	2 LAPS	67.78	3:02.995
45	52	B	Pead/Moyes	Porsche 356A	48:23.603	15	2 LAPS	67.75	3:00.910
46	53	A	Bason/Bason	Lotus Elite	44:55.101	14	3 LAPS	68.12	2:47.193
47	35	D	Draper	Aston Martin DB 4 GT Zagato	45:27.730	14	3 LAPS	67.31	2:37.967
48	57	D	Verey/Welch	Jensen 541 R	45:39.947	14	3 LAPS	67.01	2:51.097
49	87	IN	Prichard Jones	Turner Mark 3	27:18.828	8	9 LAPS	63.94	2:55.985

### NOT CLASSIFIED

15	A	Winchester/Mallard	Ginetta G4	24:51.664	9	D.N.F.	79.05	2:42.629
65	D	Blakeney-Edwards/Hunt	AC Cobra	10:41.331	4	D.N.F.	81.46	2:36.600

Weather/Track: Sun/Dry

These results are provisional until the conclusion of any judicial and technical matters.

Circuit Length = 3.6490 miles.

Start: 10:09 End: 10:55

Clerk of the Course:	Timekeeper:
----------------------	-------------

# The RAC Tourist Trophy

## RACE 14 - LAP ANALYSIS - Silverstone - 22/23/24 July 2011

<b>1</b>	<b>Friedrichs/Clark</b>	Aston Martin DP212					
1 -	2:44.308	6 -	2:38.628	11 -	3:29.262	16 -	2:40.343
2 -	2:39.998	7 -	2:43.977	12 -	2:40.109	17 -	<b>2:37.317</b>
3 -	2:39.736	8 -	2:38.958	13 -	2:38.932		
4 -	2:38.093	9 -	2:38.432	14 -	2:38.275		
5 -	2:38.444	10 -	2:39.461	15 -	2:38.774		
<b>2</b>	<b>Vögele/Green</b>	Ferrari 330 GTO					
1 -	2:43.150	6 -	2:37.995	11 -	2:39.235	16 -	<b>2:35.439</b>
2 -	2:39.946	7 -	2:40.619	12 -	2:38.478	17 -	2:36.824
3 -	2:38.319	8 -	2:37.873	13 -	2:39.513		
4 -	2:37.715	9 -	3:28.540	14 -	2:36.721		
5 -	2:36.362	10 -	2:38.636	15 -	2:36.058		
<b>4</b>	<b>Chase-Gardener/Allen</b>	Alfa Romeo Giulietta SZ					
1 -	3:29.232	6 -	3:04.789	11 -	3:01.563		
2 -	3:10.240	7 -	3:05.170	12 -	3:03.897		
3 -	3:06.454	8 -	3:05.401	13 -	2:59.827		
4 -	3:05.737	9 -	4:16.214	14 -	<b>2:57.854</b>		
5 -	3:04.710	10 -	3:05.462	15 -	3:02.238		
<b>6</b>	<b>Adams/Adams</b>	Turner Climax					
1 -	3:18.340	6 -	2:51.648	11 -	3:02.869		
2 -	2:57.843	7 -	2:51.799	12 -	3:03.641		
3 -	2:55.273	8 -	<b>2:50.319</b>	13 -	3:02.946		
4 -	2:54.585	9 -	2:50.363	14 -	3:00.715		
5 -	2:53.745	10 -	4:12.167	15 -	2:59.273		
<b>8</b>	<b>Wills/Twyman</b>	Lotus Elite					
1 -	2:48.523	6 -	<b>2:41.727</b>	11 -	2:47.574	16 -	2:46.402
2 -	2:41.818	7 -	2:42.696	12 -	2:44.730	17 -	2:47.587
3 -	2:43.213	8 -	2:44.431	13 -	2:44.727		
4 -	2:42.177	9 -	3:46.408	14 -	2:46.838		
5 -	2:43.221	10 -	2:45.744	15 -	2:44.871		
<b>9</b>	<b>Hugenholtz/Hart</b>	Ferrari 250GT SWB					
1 -	2:39.551	6 -	2:36.642	11 -	3:30.205	16 -	2:36.389
2 -	2:36.104	7 -	2:35.882	12 -	2:34.908		
3 -	2:35.956	8 -	2:36.344	13 -	2:36.339		
4 -	2:35.624	9 -	2:35.264	14 -	2:34.827		
5 -	<b>2:34.388</b>	10 -	2:35.743	15 -	2:34.674		
<b>11</b>	<b>Hancock/Cooke</b>	Lotus Elite					
1 -	2:58.452	6 -	2:55.009	11 -	2:54.330		
2 -	2:48.868	7 -	5:56.547	12 -	2:53.630		
3 -	2:46.857	8 -	2:56.476	13 -	2:55.538		
4 -	<b>2:46.275</b>	9 -	2:54.966	14 -	2:54.980		
5 -	2:46.388	10 -	2:58.071	15 -	2:55.522		

**The RAC Tourist Trophy**  
**RACE 14 - LAP ANALYSIS - Silverstone - 22/23/24 July 2011**  
 (contd.)

<b>14</b>	<b>Weston/Garside</b>	Lotus Elite S2			
1 -	3:12.760	6 -	3:03.185	11 -	2:51.709
2 -	3:04.951	7 -	3:03.914	12 -	2:50.732
3 -	3:04.142	8 -	4:03.614	13 -	2:51.710
4 -	3:00.210	9 -	2:58.317	14 -	2:50.526
5 -	3:02.527	10 -	<b>2:48.328</b>	15 -	2:51.081
<b>15</b>	<b>Winchester/Mallard</b>	Ginetta G4			
1 -	2:57.708	6 -	2:42.781		
2 -	2:46.065	7 -	2:45.006		
3 -	2:43.006	8 -	2:45.352		
4 -	2:42.706	9 -	2:46.411		
5 -	<b>2:42.629</b>				
<b>17</b>	<b>Naismith/Young</b>	Aston Martin DB4			
1 -	2:46.089	6 -	2:40.683	11 -	2:40.985
2 -	2:40.194	7 -	2:42.811	12 -	2:39.824
3 -	2:39.727	8 -	2:39.701	13 -	2:39.533
4 -	2:39.373	9 -	3:41.999	14 -	2:44.172
5 -	2:39.593	10 -	2:41.709	15 -	2:42.001
				16 -	<b>2:39.163</b>
				17 -	2:39.434
<b>18</b>	<b>Wood/Bilderbeck</b>	Turner Climax Mk1			
1 -	3:20.431	6 -	2:57.257	11 -	3:12.705
2 -	2:59.457	7 -	3:00.917	12 -	3:09.260
3 -	3:00.732	8 -	4:28.400	13 -	3:15.604
4 -	<b>2:56.209</b>	9 -	3:13.362	14 -	3:06.935
5 -	2:56.803	10 -	3:09.435	15 -	3:08.472
<b>21</b>	<b>Maxted-Page/Lichtig</b>	Porsche Pre A Speedster			
1 -	3:07.469	6 -	2:50.339	11 -	2:49.657
2 -	2:54.224	7 -	2:51.708	12 -	2:50.347
3 -	2:51.168	8 -	3:40.500	13 -	2:49.756
4 -	2:51.313	9 -	2:53.024	14 -	2:49.246
5 -	2:52.044	10 -	2:49.827	15 -	<b>2:48.772</b>
16 -	2:48.888				
<b>24</b>	<b>Smith/Greaves</b>	Elva Courier			
1 -	3:06.101	6 -	2:51.626	11 -	2:52.146
2 -	2:52.928	7 -	<b>2:50.635</b>	12 -	2:51.293
3 -	2:51.851	8 -	2:51.083	13 -	2:55.112
4 -	2:50.881	9 -	3:50.266	14 -	2:52.904
5 -	2:51.486	10 -	2:54.650	15 -	2:51.768
16 -	2:50.706				
<b>25</b>	<b>Cussons</b>	Ferrari 250 GT SWB			
1 -	3:19.398	6 -	2:58.565	11 -	2:57.670
2 -	2:59.014	7 -	2:58.286	12 -	2:55.351
3 -	2:59.942	8 -	3:40.653	13 -	2:57.162
4 -	2:56.886	9 -	2:55.445	14 -	2:59.237
5 -	2:57.859	10 -	2:55.875	15 -	<b>2:55.055</b>

**The RAC Tourist Trophy**  
**RACE 14 - LAP ANALYSIS - Silverstone - 22/23/24 July 2011**  
 (contd.)

<b>26</b>	<b>Daniell/Moore</b>	MGA Twincam					
1 -	3:23.281	6 -	2:57.926	11 -	3:00.804		
2 -	3:03.053	7 -	2:58.434	12 -	3:00.338		
3 -	2:58.596	8 -	3:58.587	13 -	2:58.437		
4 -	<b>2:57.584</b>	9 -	3:01.634	14 -	2:59.799		
5 -	3:00.734	10 -	3:01.235	15 -	3:01.204		
<b>27</b>	<b>Daniell/Daniell</b>	MGA Twincam					
1 -	3:25.824	6 -	3:07.072	11 -	2:54.529		
2 -	3:07.183	7 -	3:06.302	12 -	2:55.599		
3 -	3:05.301	8 -	3:50.058	13 -	2:56.012		
4 -	3:05.036	9 -	<b>2:54.482</b>	14 -	2:54.663		
5 -	3:08.309	10 -	2:55.362	15 -	2:55.366		
<b>28</b>	<b>Wright/Merzario</b>	Lotus Elite S1					
1 -	3:06.642	6 -	2:48.756	11 -	2:50.669	16 -	<b>2:47.620</b>
2 -	2:51.159	7 -	2:48.854	12 -	2:51.627		
3 -	2:48.448	8 -	2:49.531	13 -	3:49.350		
4 -	2:48.929	9 -	2:49.363	14 -	2:48.204		
5 -	2:49.325	10 -	2:48.449	15 -	2:47.768		
<b>35</b>	<b>Draper</b>	Aston Martin DB 4 GT Zagato					
1 -	2:42.668	6 -	X:00.000	11 -	2:38.340		
2 -	2:40.771	7 -	2:39.230	12 -	2:39.083		
3 -	2:38.400	8 -	2:38.263	13 -	2:38.506		
4 -	<b>2:37.967</b>	9 -	2:38.657	14 -	2:38.095		
5 -	2:39.327	10 -	3:06.884				
<b>38</b>	<b>Muller/Muller</b>	Aston Martin DB4GT					
1 -	2:50.716	6 -	2:41.950	11 -	2:40.948	16 -	2:46.230
2 -	2:41.631	7 -	2:41.361	12 -	3:59.519	17 -	2:49.868
3 -	2:41.043	8 -	2:41.873	13 -	2:49.572		
4 -	2:41.980	9 -	2:42.727	14 -	2:47.899		
5 -	2:41.883	10 -	<b>2:40.465</b>	15 -	2:46.963		
<b>39</b>	<b>Wykeham/Emberson</b>	Morgan +4 Supersports					
1 -	2:54.400	6 -	2:41.243	11 -	3:48.319	16 -	2:50.209
2 -	2:42.531	7 -	2:42.106	12 -	2:52.593	17 -	2:50.345
3 -	2:41.808	8 -	2:43.172	13 -	2:51.366		
4 -	2:41.226	9 -	<b>2:40.593</b>	14 -	2:53.010		
5 -	2:41.847	10 -	2:42.282	15 -	2:49.545		
<b>42</b>	<b>Williams/I'anson</b>	Porsche 356 Pre A					
1 -	3:09.162	6 -	<b>2:50.505</b>	11 -	3:03.355	16 -	2:58.900
2 -	2:53.077	7 -	3:10.112	12 -	2:59.251		
3 -	2:51.621	8 -	2:52.910	13 -	2:58.978		
4 -	2:50.832	9 -	2:53.439	14 -	2:58.672		
5 -	2:50.928	10 -	3:55.342	15 -	3:00.964		

**The RAC Tourist Trophy**  
**RACE 14 - LAP ANALYSIS - Silverstone - 22/23/24 July 2011**  
 (contd.)

<b>43</b>	<b>Graham/Attwood</b>	Aston Martin DB4 GT Lightweight					
1 -	2:39.252	6 -	2:37.132	11 -	2:39.655	16 -	2:36.387
2 -	2:36.128	7 -	2:36.334	12 -	2:38.792	17 -	2:36.584
3 -	<b>2:35.698</b>	8 -	2:38.899	13 -	2:38.430		
4 -	2:35.827	9 -	2:36.361	14 -	2:37.420		
5 -	2:35.786	10 -	3:27.904	15 -	2:37.160		
<b>44</b>	<b>Huni/Pearson</b>	Ferrari 250 Berlinetta SWB					
1 -	2:56.326	6 -	2:45.292	11 -	3:39.551	16 -	2:41.007
2 -	2:46.030	7 -	2:45.037	12 -	2:43.606	17 -	2:42.403
3 -	2:44.056	8 -	2:46.637	13 -	2:42.421		
4 -	2:45.291	9 -	2:45.319	14 -	2:42.010		
5 -	2:47.541	10 -	2:44.870	15 -	<b>2:40.868</b>		
<b>46</b>	<b>Clegg/McGlone</b>	Austin Healey Sebring Sprite					
1 -	3:24.889	6 -	3:07.936	11 -	3:00.283		
2 -	3:05.541	7 -	3:06.873	12 -	3:01.516		
3 -	3:04.793	8 -	3:08.218	13 -	3:02.251		
4 -	3:05.694	9 -	4:24.153	14 -	<b>2:57.789</b>		
5 -	3:04.561	10 -	3:01.761	15 -	3:00.016		
<b>47</b>	<b>Franklin/Neumark</b>	Ferrari 250 SWB					
1 -	2:47.984	6 -	2:39.867	11 -	2:40.585	16 -	2:46.796
2 -	2:40.638	7 -	2:43.066	12 -	2:43.294	17 -	2:45.856
3 -	<b>2:39.451</b>	8 -	2:40.917	13 -	2:41.571		
4 -	2:40.712	9 -	2:41.342	14 -	2:41.247		
5 -	2:40.002	10 -	2:42.024	15 -	4:01.429		
<b>51</b>	<b>Perruchot</b>	Lotus Elite					
1 -	3:31.149	6 -	3:05.462	11 -	3:04.122		
2 -	3:09.698	7 -	3:04.259	12 -	3:06.854		
3 -	3:04.629	8 -	3:06.271	13 -	3:05.657		
4 -	3:05.938	9 -	<b>3:02.995</b>	14 -	3:06.762		
5 -	3:06.347	10 -	4:33.465	15 -	3:09.053		
<b>52</b>	<b>Pead/Moyes</b>	Porsche 356A					
1 -	3:23.841	6 -	3:01.795	11 -	4:35.691		
2 -	3:04.900	7 -	<b>3:00.910</b>	12 -	3:15.177		
3 -	3:03.996	8 -	3:01.631	13 -	3:10.133		
4 -	3:01.785	9 -	3:04.452	14 -	3:10.734		
5 -	3:01.160	10 -	3:11.680	15 -	3:15.718		
<b>53</b>	<b>Bason/Bason</b>	Lotus Elite					
1 -	3:07.828	6 -	4:10.167	11 -	4:09.734		
2 -	2:52.972	7 -	2:48.264	12 -	4:25.048		
3 -	2:51.184	8 -	<b>2:47.193</b>	13 -	3:07.775		
4 -	2:51.432	9 -	2:49.548	14 -	3:06.408		
5 -	2:51.655	10 -	2:55.893				

**The RAC Tourist Trophy**  
**RACE 14 - LAP ANALYSIS - Silverstone - 22/23/24 July 2011**  
 (contd.)

<b>55</b>	<b>Goldsmith/Goldsmith</b>	Aston Martin DB4 GT					
1 -	3:00.725	6 -	2:45.475	11 -	2:47.217	16 -	2:46.347
2 -	2:48.865	7 -	2:44.333	12 -	4:11.571		
3 -	2:48.121	8 -	<b>2:42.995</b>	13 -	2:48.012		
4 -	2:45.424	9 -	2:48.091	14 -	2:52.073		
5 -	2:46.717	10 -	2:45.632	15 -	2:51.402		
<b>57</b>	<b>Verey/Welch</b>	Jensen 541 R					
1 -	3:21.688	6 -	2:53.604	11 -	2:53.541		
2 -	4:19.245	7 -	2:55.509	12 -	2:51.654		
3 -	3:07.704	8 -	2:52.541	13 -	2:52.263		
4 -	4:43.820	9 -	4:08.874	14 -	<b>2:51.097</b>		
5 -	2:55.703	10 -	2:52.704				
<b>59</b>	<b>King</b>	Morgan +4 Supersports					
1 -	3:03.438	6 -	2:48.400	11 -	2:49.213	16 -	2:48.890
2 -	2:50.707	7 -	2:48.479	12 -	2:49.311		
3 -	2:49.401	8 -	2:48.589	13 -	2:49.875		
4 -	2:48.521	9 -	<b>2:47.519</b>	14 -	2:47.831		
5 -	2:48.724	10 -	4:15.409	15 -	2:48.579		
<b>60</b>	<b>Mills/Montgomery</b>	Jaguar E-type FHC					
1 -	3:24.572	6 -	3:07.191	11 -	3:01.405		
2 -	3:06.733	7 -	3:06.287	12 -	3:02.203		
3 -	3:06.556	8 -	4:38.596	13 -	3:02.349		
4 -	3:04.795	9 -	3:02.917	14 -	<b>2:59.029</b>		
5 -	3:08.412	10 -	3:02.982	15 -	3:00.218		
<b>63</b>	<b>Minshaw/Minshaw</b>	Jaguar E-type					
1 -	3:28.137	6 -	2:38.894	11 -	2:41.747	16 -	2:44.756
2 -	2:49.455	7 -	<b>2:38.144</b>	12 -	3:35.911	17 -	2:45.744
3 -	2:40.505	8 -	2:39.419	13 -	2:44.423		
4 -	2:40.674	9 -	2:40.743	14 -	2:54.477		
5 -	2:39.938	10 -	2:42.342	15 -	2:44.933		
<b>64</b>	<b>Scragg</b>	Aston Martin DB4 GT Zagato					
1 -	2:57.579	6 -	2:47.554	11 -	3:36.434	16 -	2:43.873
2 -	2:48.339	7 -	2:44.895	12 -	2:45.081	17 -	2:47.824
3 -	2:46.571	8 -	<b>2:43.484</b>	13 -	2:44.091		
4 -	2:45.118	9 -	2:48.232	14 -	2:45.427		
5 -	2:48.174	10 -	2:44.560	15 -	2:45.604		
<b>65</b>	<b>Blakeney-Edwards/Hunt</b>	AC Cobra					
1 -	2:44.777						
2 -	2:40.237						
3 -	2:39.717						
4 -	<b>2:36.600</b>						



**The RAC Tourist Trophy**  
**RACE 14 - LAP ANALYSIS - Silverstone - 22/23/24 July 2011**  
 (contd.)

<b>66</b>	<b>Wood/Wood</b>	<b>Jaguar E-type</b>			
1 - 2:54.057	6 - 2:45.077	11 - 2:45.945	16 - 2:52.751		
2 - 2:44.470	7 - <b>2:44.043</b>	12 - 4:07.689			
3 - 2:54.426	8 - 2:45.739	13 - 2:53.870			
4 - 2:45.581	9 - 2:47.129	14 - 2:53.488			
5 - 2:47.494	10 - 2:46.004	15 - 2:52.902			
<b>68</b>	<b>Joy/Konig</b>	<b>Ferrari 250 SWB</b>			
1 - 3:14.284	6 - 3:00.490	11 - 2:45.855	16 - 2:45.635		
2 - 2:56.664	7 - 3:00.606	12 - 2:46.092			
3 - 2:56.930	8 - 3:57.962	13 - 2:58.646			
4 - 2:55.746	9 - <b>2:42.556</b>	14 - 2:48.211			
5 - 3:01.510	10 - 2:47.713	15 - 2:48.586			
<b>70</b>	<b>Kremer/Kremer</b>	<b>Morgan +4 Supersports</b>			
1 - 2:45.024	6 - <b>2:39.086</b>	11 - 2:41.345	16 - 2:52.705		
2 - 2:41.527	7 - 2:41.231	12 - 2:39.854	17 - 2:54.488		
3 - 2:39.628	8 - 2:39.996	13 - 2:42.417			
4 - 2:39.371	9 - 2:39.954	14 - 3:48.959			
5 - 2:39.499	10 - 2:39.279	15 - 2:55.557			
<b>71</b>	<b>Jonsson</b>	<b>Jaguar E-type</b>			
1 - 3:27.954	6 - 3:05.518	11 - <b>3:01.944</b>			
2 - 3:07.792	7 - 3:05.536	12 - 4:13.257			
3 - 3:06.207	8 - 3:04.077	13 - 3:03.233			
4 - 3:06.815	9 - 3:03.661	14 - 3:03.584			
5 - 3:05.919	10 - 3:05.883	15 - 3:03.700			
<b>72</b>	<b>Lawson/Tate</b>	<b>Jaguar E-type Roadster</b>			
1 - 2:54.912	6 - 2:41.544	11 - 2:51.938	16 - 2:49.093		
2 - 2:44.942	7 - 2:41.001	12 - 2:48.205	17 - 2:50.169		
3 - 2:42.988	8 - 2:43.090	13 - 2:46.299			
4 - 2:42.632	9 - <b>2:40.854</b>	14 - 2:49.272			
5 - 2:42.914	10 - 3:52.698	15 - 2:50.935			
<b>77</b>	<b>Davison/Ricketts</b>	<b>Lotus Elite</b>			
1 - 3:15.569	6 - 2:56.656	11 - 4:13.316			
2 - 3:00.510	7 - 3:00.855	12 - 2:58.971			
3 - 2:56.367	8 - 2:58.229	13 - <b>2:54.198</b>			
4 - 2:54.398	9 - 2:56.862	14 - 2:55.856			
5 - 2:57.090	10 - 2:57.519	15 - 2:54.757			
<b>79</b>	<b>Bischoff/Turrall</b>	<b>Porsche Abarth</b>			
1 - 3:21.210	6 - 3:03.861	11 - <b>2:52.444</b>			
2 - 3:06.681	7 - 4:20.669	12 - 2:54.756			
3 - 3:02.152	8 - 2:54.461	13 - 2:54.707			
4 - 3:02.637	9 - 2:54.619	14 - 2:54.207			
5 - 3:04.664	10 - 2:58.248	15 - 2:52.852			

**The RAC Tourist Trophy**  
**RACE 14 - LAP ANALYSIS - Silverstone - 22/23/24 July 2011**  
 (contd.)

<b>84</b>	<b>Clark/McCaig</b>	Jaguar E-type					
1 -	2:50.130	6 -	2:41.241	11 -	2:41.257	16 -	2:42.194
2 -	2:41.057	7 -	2:44.127	12 -	2:41.394	17 -	2:40.707
3 -	2:41.308	8 -	2:45.084P	13 -	2:40.917		
4 -	<b>2:40.308</b>	9 -	4:04.566	14 -	2:42.594		
5 -	2:41.440	10 -	2:42.947	15 -	2:40.922		
<b>86</b>	<b>Gurney/Shears</b>	Morgan + 4 Supersports					
1 -	3:25.308	6 -	3:07.613	11 -	2:58.552		
2 -	3:06.408	7 -	3:06.818	12 -	2:58.796		
3 -	3:04.351	8 -	4:16.278	13 -	2:57.465		
4 -	3:06.246	9 -	2:57.861	14 -	<b>2:57.384</b>		
5 -	3:06.470	10 -	3:00.352	15 -	2:58.058		
<b>87</b>	<b>Prichard Jones</b>	Turner Mark 3					
1 -	3:11.160	6 -	2:57.717				
2 -	3:08.470	7 -	6:06.754				
3 -	3:00.869	8 -	3:01.785				
4 -	2:56.088						
5 -	<b>2:55.985</b>						
<b>90</b>	<b>Wykeham/McAlpine</b>	Lotus Elite S1					
1 -	2:55.091	6 -	2:43.862	11 -	2:48.361	16 -	2:52.339
2 -	2:45.205	7 -	2:43.602	12 -	3:48.261		
3 -	2:44.779	8 -	2:57.164	13 -	2:53.367		
4 -	<b>2:43.488</b>	9 -	2:45.161	14 -	2:50.027		
5 -	2:44.497	10 -	2:44.263	15 -	2:50.496		
<b>91</b>	<b>Hubner</b>	Morgan +4 Supersports					
1 -	3:28.821	6 -	3:04.649	11 -	3:02.239		
2 -	3:09.014	7 -	<b>3:01.620</b>	12 -	3:22.436		
3 -	3:05.768	8 -	3:03.287	13 -	3:01.999		
4 -	3:05.904	9 -	4:26.452	14 -	3:02.814		
5 -	3:03.454	10 -	3:02.979	15 -	3:04.790		
<b>93</b>	<b>Willis</b>	MG Midget Coupe					
1 -	3:03.839	6 -	2:53.462	11 -	2:49.864		
2 -	2:50.574	7 -	2:50.144	12 -	2:50.833		
3 -	2:49.828	8 -	5:24.810	13 -	2:49.474		
4 -	<b>2:48.302</b>	9 -	2:51.177	14 -	2:52.893		
5 -	2:49.860	10 -	2:53.511	15 -	2:52.639		
<b>96</b>	<b>Mitchell/Morgan</b>	AC ACE					
1 -	3:15.206	6 -	2:54.743	11 -	3:57.204		
2 -	2:57.778	7 -	<b>2:53.420</b>	12 -	3:07.548		
3 -	2:57.020	8 -	2:57.343	13 -	3:04.590		
4 -	2:55.837	9 -	2:56.292	14 -	3:04.433		
5 -	2:56.167	10 -	3:02.573	15 -	3:00.146		

**The RAC Tourist Trophy**  
**RACE 14 - LAP ANALYSIS - Silverstone - 22/23/24 July 2011**  
 (contd.)

<b>97</b>	<b>Atkins/Stirling</b>	Lotus Elite			
1 -	3:23.223	6 -	3:07.854	11 -	2:48.616
2 -	3:15.259	7 -	3:03.412 <sup>P</sup>	12 -	<b>2:46.390</b>
3 -	3:08.494	8 -	4:26.188	13 -	2:47.068
4 -	3:05.636	9 -	2:51.683	14 -	2:49.672
5 -	3:06.373	10 -	2:48.267	15 -	2:47.296
<b>99</b>	<b>Mercer/Conway</b>	AC ACE Bristol			
1 -	3:17.917	6 -	<b>2:54.631</b>	11 -	3:01.552
2 -	3:00.222	7 -	3:00.397	12 -	2:58.000
3 -	3:01.552	8 -	2:58.770	13 -	2:56.885
4 -	2:56.269	9 -	4:10.243	14 -	2:56.125
5 -	2:55.563	10 -	3:04.344	15 -	2:56.754

# The RAC Tourist Trophy

## RACE 14 - LAP CHART - Silverstone - 22/23/24 July 2011

Lap 1			Lap 2			Lap 3			Lap 4			Lap 5		
No	Behind	Laptime	No	Behind	Laptime	No	Behind	Laptime	No	Behind	Laptime	No	Behind	Laptime
43		2:39.252	43		2:36.128	43		2:35.698	43		2:35.827	9		2:34.388
9	0.299	2:39.551	9	0.275	2:36.104	9	0.533	2:35.956	9	0.330	2:35.624	43	1.068	2:35.786
35	3.416	2:42.668	2	7.716	2:39.946	2	10.337	2:38.319	2	12.225	2:37.715	2	13.869	2:36.362
2	3.898	2:43.150	35	8.059	2:40.771	35	10.761	2:38.400	35	12.901	2:37.967	35	17.510	2:39.327
1	5.056	2:44.308	1	8.926	2:39.998	1	12.964	2:39.736	65	14.426	2:36.600	1	18.956	2:38.444
65	5.525	2:44.777	65	9.634	2:40.237	65	13.653	2:39.717	1	15.230	2:38.093	17	23.353	2:39.593
70	5.772	2:45.024	17	10.903	2:40.194	17	14.932	2:39.727	17	18.478	2:39.373	70	23.426	2:39.499
17	6.837	2:46.089	70	11.171	2:41.527	70	15.101	2:39.628	70	18.645	2:39.371	47	27.164	2:40.002
47	8.732	2:47.984	47	13.242	2:40.638	47	16.995	2:39.451	57	1 LAP	3:07.704	84	32.620	2:41.440
8	9.271	2:48.523	8	14.961	2:41.818	84	21.417	2:41.308	47	21.880	2:40.712	38	35.630	2:41.883
84	10.878	2:50.130	84	15.807	2:41.057	38	22.312	2:41.043	84	25.898	2:40.308	8	37.329	2:43.221
38	11.464	2:50.716	38	16.967	2:41.631	8	22.476	2:43.213	38	28.465	2:41.980	39	40.189	2:41.847
66	14.805	2:54.057	39	21.551	2:42.531	39	27.661	2:41.808	8	28.826	2:42.177	72	46.765	2:42.914
39	15.148	2:54.400	66	23.147	2:44.470	72	31.764	2:42.988	39	33.060	2:41.226	15	50.491	2:42.629
72	15.660	2:54.912	72	24.474	2:44.942	90	33.997	2:44.779	72	38.569	2:42.632	90	51.437	2:44.497
90	15.839	2:55.091	90	24.916	2:45.205	44	35.334	2:44.056	90	41.658	2:43.488	44	57.621	2:47.541
44	17.074	2:56.326	44	26.976	2:46.030	15	35.701	2:43.006	15	42.580	2:42.706	64	1:04.158	2:48.174
64	18.327	2:57.579	15	28.393	2:46.065	64	41.411	2:46.571	44	44.798	2:45.291	66	1:04.405	2:47.494
15	18.456	2:57.708	64	30.538	2:48.339	66	41.875	2:54.426	64	50.702	2:45.118	11	1:05.217	2:46.388
11	19.200	2:58.452	11	31.940	2:48.868	11	43.099	2:46.857	66	51.629	2:45.581	55	1:08.229	2:46.717
55	21.473	3:00.725	55	34.210	2:48.865	55	46.633	2:48.121	11	53.547	2:46.275	63	1:17.086	2:39.938
59	24.186	3:03.438	59	38.765	2:50.707	59	52.468	2:49.401	55	56.230	2:45.424	59	1:19.168	2:48.724
93	24.587	3:03.839	93	39.033	2:50.574	93	53.163	2:49.828	59	1:05.162	2:48.521	93	1:20.780	2:49.860
24	26.849	3:06.101	28	42.421	2:51.159	28	55.171	2:48.448	93	1:05.638	2:48.302	28	1:22.880	2:49.325
28	27.390	3:06.642	24	43.649	2:52.928	24	59.802	2:51.851	28	1:08.273	2:48.929	24	1:31.624	2:51.486
21	28.217	3:07.469	53	45.420	2:52.972	53	1:00.906	2:51.184	63	1:11.866	2:40.674	53	1:33.448	2:51.655
53	28.576	3:07.828	21	46.313	2:54.224	21	1:01.783	2:51.168	24	1:14.856	2:50.881	42	1:33.997	2:50.928
42	29.910	3:09.162	42	46.859	2:53.077	42	1:02.782	2:51.621	53	1:16.511	2:51.432	21	1:34.595	2:52.044
87	31.908	3:11.160	68	55.568	2:56.664	63	1:07.019	2:40.505	21	1:17.269	2:51.313	6	1:58.163	2:53.745
14	33.508	3:12.760	96	57.604	2:57.778	68	1:16.800	2:56.930	42	1:17.787	2:50.832	96	2:00.385	2:56.167
68	35.032	3:14.284	77	1:00.699	3:00.510	96	1:18.926	2:57.020	68	1:36.719	2:55.746	77	2:02.311	2:57.090
96	35.954	3:15.206	6	1:00.803	2:57.843	6	1:20.378	2:55.273	96	1:38.936	2:55.837	68	2:03.511	3:01.510
77	36.317	3:15.569	63	1:02.212	2:49.455	77	1:21.368	2:56.367	6	1:39.136	2:54.585	99	2:09.900	2:55.563
99	38.665	3:17.917	14	1:02.331	3:04.951	25	1:27.276	2:59.942	77	1:39.939	2:54.398	87	2:10.949	2:55.985
6	39.088	3:18.340	99	1:02.759	3:00.222	99	1:28.613	3:01.552	25	1:48.335	2:56.886	25	2:11.476	2:57.859
25	40.146	3:19.398	25	1:03.032	2:59.014	87	1:29.421	3:00.869	99	1:49.055	2:56.269	18	2:12.009	2:56.803
18	41.179	3:20.431	87	1:04.250	3:08.470	18	1:29.542	3:00.732	87	1:49.682	2:56.088	26	2:21.625	3:00.734
79	41.958	3:21.210	18	1:04.508	2:59.457	14	1:30.775	3:04.142	18	1:49.924	2:56.209	14	2:22.967	3:02.527
57	42.436	3:21.688	26	1:10.954	3:03.053	26	1:33.852	2:58.596	14	1:55.158	3:00.210	57	1 LAP	4:43.820
97	43.971	3:23.223	79	1:12.511	3:06.681	79	1:38.965	3:02.152	26	1:55.609	2:57.584	52	2:34.059	3:01.160
26	44.029	3:23.281	52	1:13.361	3:04.900	52	1:41.659	3:03.996	79	2:05.775	3:02.637	79	2:35.721	3:04.664
52	44.589	3:23.841	46	1:15.050	3:05.541	46	1:44.145	3:04.793	52	2:07.617	3:01.785			
60	45.320	3:24.572	60	1:15.925	3:06.733	86	1:44.989	3:04.351	46	2:14.012	3:05.694			
46	45.637	3:24.889	86	1:16.336	3:06.408	60	1:46.783	3:06.556	86	2:15.408	3:06.246			
86	46.056	3:25.308	27	1:17.627	3:07.183	27	1:47.230	3:05.301	60	2:15.751	3:04.795			
27	46.572	3:25.824	71	1:20.366	3:07.792	71	1:50.875	3:06.207	27	2:16.439	3:05.036			
71	48.702	3:27.954	91	1:22.455	3:09.014	91	1:52.525	3:05.768	71	2:21.863	3:06.815			
63	48.885	3:28.137	97	1:23.102	3:15.259	51	1:54.398	3:04.629	91	2:22.602	3:05.904			
91	49.569	3:28.821	4	1:24.092	3:10.240	4	1:54.848	3:06.454	51	2:24.509	3:05.938			
4	49.980	3:29.232	51	1:25.467	3:09.698	97	1:55.898	3:08.494	4	2:24.758	3:05.737			

Weather/Track: Sun/Dry

www.mstworld.com

Page 1 of 4

Silverstone  
Circuit Length = 3.6490 miles.  
Start: 10:09 End: 10:55

Printed - 11:07 Sunday, 24 July 2011

# The RAC Tourist Trophy

## RACE 14 - LAP CHART - Silverstone - 22/23/24 July 2011

(contd.)

Lap 6			Lap 7			Lap 8			Lap 9			Lap 10		
No	Behind	Laptime	No	Behind	Laptime	No	Behind	Laptime	No	Behind	Laptime	No	Behind	Laptime
9		2:36.642	9		2:35.882	9		2:36.344	9		2:35.264	9		2:35.743
43	1.558	2:37.132	43	2.010	2:36.334	43	4.565	2:38.899	42	1 LAP	2:52.910	86	2 LAPS	4:16.278
46	1 LAP	3:04.561	26	1 LAP	2:57.926	77	1 LAP	3:00.855	43	5.662	2:36.361	42	1 LAP	2:53.439
86	1 LAP	3:06.470	14	1 LAP	3:03.185	68	1 LAP	3:00.606	6	1 LAP	2:50.319	6	1 LAP	2:50.363
60	1 LAP	3:08.412	57	2 LAPS	2:55.703	99	1 LAP	3:00.397	96	1 LAP	2:57.343	35	3 LAPS	2:39.230
27	1 LAP	3:08.309	2	19.959	2:40.619	25	1 LAP	2:58.286	35	3 LAPS	10:31.539	97	2 LAPS	4:26.188
91	1 LAP	3:03.454	52	1 LAP	3:01.795	18	1 LAP	3:00.917	21	1 LAP	3:40.500	1	38.537	2:39.461
2	15.222	2:37.995	79	1 LAP	3:03.861	2	21.488	2:37.873	77	1 LAP	2:58.229	60	2 LAPS	4:38.596
71	1 LAP	3:05.919	1	29.037	2:43.977	26	1 LAP	2:58.434	1	34.819	2:38.432	96	1 LAP	2:56.292
4	1 LAP	3:04.710	53	1 LAP	4:10.167	57	2 LAPS	2:53.604	70	39.561	2:39.954	70	43.097	2:39.279
51	1 LAP	3:06.347	70	31.219	2:41.231	1	31.651	2:38.958	99	1 LAP	2:58.770	21	1 LAP	2:53.024
97	1 LAP	3:06.373	17	34.323	2:42.811	70	34.871	2:39.996	47	48.224	2:41.342	47	54.505	2:42.024
1	20.942	2:38.628	47	37.573	2:43.066	17	37.680	2:39.701	87	2 LAPS	6:06.754	77	1 LAP	2:56.862
70	25.870	2:39.086	46	1 LAP	3:07.936	14	1 LAP	3:03.914	57	2 LAPS	2:55.509	24	1 LAP	3:50.266
17	27.394	2:40.683	86	1 LAP	3:07.613	47	42.146	2:40.917	53	1 LAP	2:47.193	43	57.823	3:27.904
47	30.389	2:39.867	91	1 LAP	3:04.649	53	1 LAP	2:48.264	38	59.409	2:42.727	38	1:04.131	2:40.465
84	37.219	2:41.241	60	1 LAP	3:07.191	52	1 LAP	3:00.910	39	1:03.171	2:40.593	57	2 LAPS	2:52.541
38	40.938	2:41.950	27	1 LAP	3:07.072	38	51.946	2:41.873	72	1:09.122	2:40.854	53	1 LAP	2:49.548
8	42.414	2:41.727	84	45.464	2:44.127	84	54.204	2:45.084P	52	1 LAP	3:01.631	39	1:09.710	2:42.282
39	44.790	2:41.243	71	1 LAP	3:05.518	8	57.315	2:44.431	2	1:14.764	3:28.540	87	2 LAPS	3:01.785
72	51.667	2:41.544	38	46.417	2:41.361	39	57.842	2:43.172	25	1 LAP	3:40.653	2	1:17.657	2:38.636
15	56.630	2:42.781	4	1 LAP	3:04.789	72	1:03.532	2:43.090	15	1:25.909	2:46.411	63	1:36.753	2:42.342
90	58.657	2:43.862	51	1 LAP	3:05.462	91	1 LAP	3:01.620	63	1:30.154	2:40.743	52	1 LAP	3:04.452
44	1:06.271	2:45.292	8	49.228	2:42.696	46	1 LAP	3:06.873	44	1:35.774	2:45.319	25	1 LAP	2:55.445
66	1:12.840	2:45.077	39	51.014	2:42.106	86	1 LAP	3:06.818	91	1 LAP	3:03.287	44	1:44.901	2:44.870
64	1:15.070	2:47.554	97	1 LAP	3:07.854	60	1 LAP	3:06.287	90	1:37.094	2:45.161	68	1 LAP	2:42.556
55	1:17.062	2:45.475	72	56.786	2:41.001	27	1 LAP	3:06.302	68	1 LAP	3:57.962	90	1:45.614	2:44.263
63	1:19.338	2:38.894	15	1:05.754	2:45.006	15	1:14.762	2:45.352	66	1:42.261	2:47.129	17	1:50.381	2:41.709
11	1:23.584	2:55.009	90	1:06.377	2:43.602	71	1 LAP	3:05.536	46	1 LAP	3:08.218	66	1:52.522	2:46.004
59	1:30.926	2:48.400	44	1:15.426	2:45.037	4	1 LAP	3:05.170	71	1 LAP	3:04.077	64	1:53.008	2:44.560
28	1:34.994	2:48.756	66	1:21.001	2:44.043	51	1 LAP	3:04.259	64	1:44.191	2:48.232	55	1:54.880	2:45.632
93	1:37.600	2:53.462	63	1:21.600	2:38.144	97	1 LAP	3:03.412P	17	1:44.415	3:41.999	71	1 LAP	3:03.661
24	1:46.608	2:51.626	64	1:24.083	2:44.895	63	1:24.675	2:39.419	55	1:44.991	2:48.091	99	1 LAP	4:10.243
42	1:47.860	2:50.505	55	1:25.513	2:44.333	44	1:25.719	2:46.637	4	1 LAP	3:05.401	51	1 LAP	3:02.995
21	1:48.292	2:50.339	59	1:43.523	2:48.479	90	1:27.197	2:57.164	51	1 LAP	3:06.271	26	1 LAP	3:01.634
6	2:13.169	2:51.648	28	1:47.966	2:48.854	66	1:30.396	2:45.739	26	1 LAP	3:58.587	8	2:18.460	2:45.744
96	2:18.486	2:54.743	93	1:51.862	2:50.144	64	1:31.223	2:43.484	93	1 LAP	5:24.810	93	1 LAP	2:51.177
77	2:22.325	2:56.656	24	2:01.361	2:50.635	55	1:32.164	2:42.995	59	2:08.023	2:47.519	72	2:26.077	3:52.698
68	2:27.359	3:00.490	21	2:04.118	2:51.708	59	1:55.768	2:48.589	8	2:08.459	3:46.408	28	2:27.958	2:48.449
99	2:27.889	2:54.631	42	2:22.090	3:10.112	28	2:01.153	2:49.531	14	1 LAP	4:03.614	84	2:30.710	2:42.947
87	2:32.024	2:57.717	6	2:29.086	2:51.799	11	1 LAP	5:56.547	18	1 LAP	4:28.400	14	1 LAP	2:58.317
18	2:32.624	2:57.257	96	2:36.024	2:53.420	79	1 LAP	4:20.669	28	2:15.252	2:49.363	27	1 LAP	2:54.482
25	2:33.399	2:58.565				24	2:16.100	2:51.083	84	2:23.506	4:04.566	11	1 LAP	2:54.966
									11	1 LAP	2:56.476	79	1 LAP	2:54.619
									27	1 LAP	3:50.058	18	1 LAP	3:13.362
									79	1 LAP	2:54.461	35	2 LAPS	2:38.263
												86	1 LAP	2:57.861

Weather/Track: Sun/Dry

www.mstworld.com

Page 2 of 4

Silverstone  
Circuit Length = 3.6490 miles.  
Start: 10:09 End: 10:55

Printed - 11:07 Sunday, 24 July 2011

# The RAC Tourist Trophy

## RACE 14 - LAP CHART - Silverstone - 22/23/24 July 2011

(contd.)

Lap 11			Lap 12			Lap 13			Lap 14			Lap 15		
No	Behind	Laptime	No	Behind	Laptime	No	Behind	Laptime	No	Behind	Laptime	No	Behind	Laptime
70		2:41.345	70		2:39.854	9		2:36.339	9		2:34.827	9		2:34.674
4	2 LAPS	4:16.214	9	0.817	2:34.908	66	1 LAP	4:07.689	99	2 LAPS	2:58.000	96	2 LAPS	3:04.590
97	2 LAPS	2:51.683	97	2 LAPS	2:48.267	70	5.261	2:42.417	26	2 LAPS	3:00.338	14	2 LAPS	2:51.710
91	2 LAPS	4:26.452	86	2 LAPS	3:00.352	35	3 LAPS	3:06.884	35	3 LAPS	2:38.340	57	3 LAPS	2:51.654
9	5.763	3:30.205	43	11.974	2:38.792	55	1 LAP	4:11.571	43	15.841	2:37.420	77	2 LAPS	2:54.198
46	2 LAPS	4:24.153	47	14.088	2:43.294	43	13.248	2:38.430	27	2 LAPS	2:55.599	90	1 LAP	2:50.027
47	10.648	2:40.585	21	1 LAP	2:49.657	47	18.503	2:41.571	11	2 LAPS	2:53.630	43	18.327	2:37.160
43	13.036	2:39.655	91	2 LAPS	3:02.979	97	2 LAPS	2:48.616	79	2 LAPS	2:54.756	35	3 LAPS	2:39.083
21	1 LAP	2:49.827	4	2 LAPS	3:05.462	18	2 LAPS	3:12.705	66	1 LAP	2:53.870	99	2 LAPS	2:56.885
60	2 LAPS	3:02.917	46	2 LAPS	3:01.761	86	2 LAPS	2:58.552	47	24.923	2:41.247	26	2 LAPS	2:58.437
96	1 LAP	3:02.573	2	31.074	2:38.478	2	33.431	2:39.513	55	1 LAP	2:48.012	2	36.709	2:36.058
38	20.637	2:40.948	59	1 LAP	2:49.213	21	1 LAP	2:50.347	97	2 LAPS	2:46.390	27	2 LAPS	2:56.012
59	1 LAP	4:15.409	24	1 LAP	2:52.146	59	1 LAP	2:49.311	2	35.325	2:36.721	79	2 LAPS	2:54.707
24	1 LAP	2:54.650	60	2 LAPS	3:02.982	1	45.388	2:38.932	28	1 LAP	3:49.350	11	2 LAPS	2:55.538
77	1 LAP	2:57.519	1	43.612	2:40.109	52	2 LAPS	4:35.691	1	48.836	2:38.275	66	1 LAP	2:53.488
2	32.450	2:39.235	51	2 LAPS	4:33.465	91	2 LAPS	3:02.239	21	1 LAP	2:49.756	55	1 LAP	2:52.073
53	1 LAP	2:55.893	17	1:06.894	2:39.824	46	2 LAPS	3:00.283	86	2 LAPS	2:58.796	97	2 LAPS	2:47.068
1	43.357	3:29.262	68	1 LAP	2:45.855	24	1 LAP	2:51.293	59	1 LAP	2:49.875	1	52.936	2:38.774
42	1 LAP	3:55.342	42	1 LAP	3:03.355	4	2 LAPS	3:01.563	18	2 LAPS	3:09.260	28	1 LAP	2:48.204
63	54.058	2:41.747	6	1 LAP	3:02.869	60	2 LAPS	3:01.405	24	1 LAP	2:55.112	21	1 LAP	2:49.246
17	1:06.924	2:40.985	25	1 LAP	2:57.670	17	1:09.271	2:39.533	71	2 LAPS	4:13.257	59	1 LAP	2:47.831
68	1 LAP	2:47.713	96	1 LAP	3:57.204	51	2 LAPS	3:04.122	46	2 LAPS	3:01.516	86	2 LAPS	2:57.465
90	1:09.533	2:48.361	38	1:40.302	3:59.519	68	1 LAP	2:46.092	17	1:18.616	2:44.172	17	1:25.943	2:42.001
6	1 LAP	4:12.167	39	1:46.326	2:52.593	42	1 LAP	2:59.251	70	1:19.393	3:48.959	24	1 LAP	2:52.904
66	1:14.025	2:45.945	8	1:46.468	2:44.730	25	1 LAP	2:55.351	4	2 LAPS	3:03.897	70	1:40.276	2:55.557
25	1 LAP	2:55.875	84	1:49.065	2:41.394	38	1:52.718	2:49.572	53	2 LAPS	4:25.048	71	2 LAPS	3:03.233
55	1:17.655	2:47.217	63	1:50.115	3:35.911	84	1:52.826	2:40.917	52	2 LAPS	3:15.177	46	2 LAPS	3:02.251
52	1 LAP	3:11.680	93	1 LAP	2:49.864	8	1:54.039	2:44.727	60	2 LAPS	3:02.203	4	2 LAPS	2:59.827
39	1:33.587	3:48.319	77	1 LAP	4:13.316	63	1:57.382	2:44.423	91	2 LAPS	3:22.436	18	2 LAPS	3:15.604
8	1:41.592	2:47.574	72	2:01.924	2:48.205	6	1 LAP	3:03.641	51	2 LAPS	3:06.854	47	1:51.678	4:01.429
84	1:47.525	2:41.257	44	2:03.762	2:43.606	39	2:00.536	2:51.366	68	1 LAP	2:58.646	53	2 LAPS	3:07.775
93	1 LAP	2:53.511	57	2 LAPS	2:52.704	96	1 LAP	3:07.548	84	2:00.593	2:42.594	68	1 LAP	2:48.211
57	2 LAPS	4:08.874	28	2:05.958	2:51.627	44	2:09.027	2:42.421	42	1 LAP	2:58.978	60	2 LAPS	3:02.349
71	1 LAP	3:05.883	14	1 LAP	2:51.709	72	2:11.067	2:46.299	38	2:05.790	2:47.899	52	2 LAPS	3:10.133
72	1:53.573	2:51.938	53	1 LAP	4:09.734	93	1 LAP	2:50.833	8	2:06.050	2:46.838	91	2 LAPS	3:01.999
99	1 LAP	3:04.344	64	2:10.227	2:45.081	64	2:17.162	2:44.091	25	1 LAP	2:57.162	84	2:06.841	2:40.922
28	1:54.185	2:50.669	71	1 LAP	3:01.944	14	1 LAP	2:50.732	44	2:16.210	2:42.010	51	2 LAPS	3:05.657
26	1 LAP	3:01.235	99	1 LAP	3:01.552	57	2 LAPS	2:53.541	63	2:17.032	2:54.477	8	2:16.247	2:44.871
14	1 LAP	2:48.328	26	1 LAP	3:00.804	77	1 LAP	2:58.971	39	2:18.719	2:53.010	38	2:18.079	2:46.963
44	2:00.010	3:39.551	90	2:17.940	3:48.261	90	2:34.151	2:53.367	72	2:25.512	2:49.272	44	2:22.404	2:40.868
64	2:05.000	3:36.434	27	1 LAP	2:54.529				64	2:27.762	2:45.427	42	1 LAP	2:58.672
27	1 LAP	2:55.362	79	1 LAP	2:52.444				6	1 LAP	3:02.946	63	2:27.291	2:44.933
35	2 LAPS	2:38.657	11	1 LAP	2:54.330				93	1 LAP	2:49.474	39	2:33.590	2:49.545
11	1 LAP	2:58.071												
79	1 LAP	2:58.248												
18	1 LAP	3:09.435												

Weather/Track: Sun/Dry

www.mstworld.com

Page 3 of 4

Silverstone  
Circuit Length = 3.6490 miles.  
Start: 10:09 End: 10:55

Printed - 11:07 Sunday, 24 July 2011

# The RAC Tourist Trophy

## RACE 14 - LAP CHART - Silverstone - 22/23/24 July 2011

(contd.)

Lap 16			Lap 17			Lap 18			Lap 19			Lap 20		
No	Behind	Laptime	No	Behind	Laptime	No	Behind	Laptime	No	Behind	Laptime	No	Behind	Laptime
9		2:36.389	43		2:36.584									
64	1 LAP	2:45.604	25	2 LAPS	2:55.055									
25	2 LAPS	2:59.237	35	3 LAPS	2:38.095									
72	1 LAP	2:50.935	93	2 LAPS	2:52.639									
93	2 LAPS	2:52.893	14	2 LAPS	2:51.081									
6	2 LAPS	3:00.715	57	3 LAPS	2:51.097									
14	2 LAPS	2:50.526	2	17.674	2:36.824									
43	18.325	2:36.387	6	2 LAPS	2:59.273									
57	3 LAPS	2:52.263	90	1 LAP	2:52.339									
35	3 LAPS	2:38.506	77	2 LAPS	2:54.757									
77	2 LAPS	2:55.856	96	2 LAPS	3:00.146									
90	1 LAP	2:50.496	1	39.298	2:37.317									
96	2 LAPS	3:04.433	99	2 LAPS	2:56.754									
2	35.759	2:35.439	55	1 LAP	2:46.347									
99	2 LAPS	2:56.125	97	2 LAPS	2:47.296									
26	2 LAPS	2:59.799	79	2 LAPS	2:52.852									
79	2 LAPS	2:54.207	66	1 LAP	2:52.751									
27	2 LAPS	2:54.663	27	2 LAPS	2:55.366									
1	56.890	2:40.343	26	2 LAPS	3:01.204									
11	2 LAPS	2:54.980	11	2 LAPS	2:55.522									
55	1 LAP	2:51.402	28	1 LAP	2:47.620									
66	1 LAP	2:52.902	17	1:13.242	2:39.434									
97	2 LAPS	2:49.672	21	1 LAP	2:48.888									
28	1 LAP	2:47.768	59	1 LAP	2:48.890									
21	1 LAP	2:48.772	24	1 LAP	2:50.706									
59	1 LAP	2:48.579	86	2 LAPS	2:58.058									
17	1:28.717	2:39.163	47	1:53.032	2:45.856									
86	2 LAPS	2:57.384	70	1:56.171	2:54.488									
24	1 LAP	2:51.768	84	1:58.444	2:40.707									
70	1:56.592	2:52.705	68	1 LAP	2:45.635									
47	2:02.085	2:46.796	46	2 LAPS	3:00.016									
46	2 LAPS	2:57.789	44	2:14.516	2:42.403									
4	2 LAPS	2:57.854	4	2 LAPS	3:02.238									
71	2 LAPS	3:03.584	8	2:18.938	2:47.587									
84	2:12.646	2:42.194	71	2 LAPS	3:03.700									
68	1 LAP	2:48.586	38	2:22.879	2:49.868									
18	2 LAPS	3:06.935	63	2:26.493	2:45.744									
60	2 LAPS	2:59.029	60	2 LAPS	3:00.218									
8	2:26.260	2:46.402	18	2 LAPS	3:08.472									
53	2 LAPS	3:06.408	64	2:39.091	2:47.824									
44	2:27.022	2:41.007	91	2 LAPS	3:04.790									
38	2:27.920	2:46.230	39	2:42.846	2:50.345									
91	2 LAPS	3:02.814	72	2:49.737	2:50.169									
63	2:35.658	2:44.756	42	1 LAP	2:58.900									
52	2 LAPS	3:10.734	51	2 LAPS	3:09.053									
51	2 LAPS	3:06.762	52	2 LAPS	3:15.718									
64	2:46.176	2:43.873												
39	2:47.410	2:50.209												
42	1 LAP	3:00.964												
72	2:54.477	2:49.093												

Weather/Track: Sun/Dry

www.mstworld.com

Page 4 of 4

Silverstone  
Circuit Length = 3.6490 miles.  
Start: 10:09 End: 10:55

Printed - 11:07 Sunday, 24 July 2011

**The RAC Tourist Trophy**  
**RACE 14 - CLASSIFICATION - Silverstone - 22/23/24 July 2011**  
 (contd.)

POS	NO	CL	DRIVER(S)	CAR	TIME	LAPS	GAP	MPH	BEST
				FASTEST LAP					
9	C		Hugenholtz/Hart	Ferrari 250GT SWB	2:34.388	5		85.08mph	136.93kph
2	D		Vögele/Green	Ferrari 330 GTO	2:35.439	16		84.51mph	136.00kph
17	INV		Naismith/Young	Aston Martin DB4	2:39.163	16		82.53mph	132.82kph
39	B		Wykeham/Emberson	Morgan +4 Supersports	2:40.593	9		81.79mph	131.64kph
8	A		Wills/Twyman	Lotus Elite	2:41.727	6		81.22mph	130.72kph
87	IN		Prichard Jones	Turner Mark 3	2:55.985	5		74.64mph	120.12kph

**Weather/Track: Sun/Dry**

**These results are provisional until the conclusion of any judicial and technical matters.**

Silverstone  
 Circuit Length = 3.6490 miles.  
 Start: 10:09 End: 10:55

Clerk of the Course:		Timekeeper:
----------------------	--	-------------



# The Stirling Moss Trophy

## RACE 13 - QUALIFYING - Silverstone - 22/23/24 July 2011

POS	NO	CL	DRIVER(S)	CAR	TIME	LAPS	GAP	MPH
1	21	5	Dodd/Hadfield	Cooper Monaco	2:25.802	11		90.09
2	71	5	Wills/Twyman	Lotus 15	2:26.610	12	0.808	89.60
3	17	6	Buncombe/Wilson	Lister Knobbly	2:26.914	10	1.112	89.41
4	1	6	Minshaw/Minshaw	Maserati T61	2:26.983	11	1.181	89.37
5	35	6	Verdon-Roe/Leventis	Ferrari 246S	2:27.231	11	1.429	89.22
6	15	5	McIntyre	Lotus 15	2:27.664	11	1.862	88.96
7	37	5	Walker/Wright	Lotus 15	2:28.258	12	2.456	88.60
8	70	4	Kremer/Kremer	Lotus 17 Prototype	2:28.413	7	2.611	88.51
9	10	5	Bryant/Bryant	Lotus 15	2:28.498	11	2.696	88.46
10	8	6	Wood/McCaig	Lister Knobbly	2:28.596	11	2.794	88.40
11	133	6	Minshaw/Stretton	Lister Jaguar Knobbly	2:28.629	12	2.827	88.38
12	77	5	Van Der Kroft/McCaig	Cooper T49	2:29.964	12	4.162	87.59
13	38	6	Garner/Pearson	Lister Jaguar Costin	2:30.132	11	4.330	87.49
14	14	5	Louwman/Wood	Lotus 15	2:30.313	11	4.511	87.39
15	20	6	Dovey/McIntyre	Lister Knobbly	2:30.499	11	4.697	87.28
16	45	6	Hall	Jaguar D-type	2:30.552	11	4.750	87.25
17	25	6	McWhirter	Jaguar Lister Costin	2:31.417	12	5.615	86.75
18	114	7	Bianchi/Wigley	Farrallac Allard Sport Racing	2:31.458	10	5.656	86.73
19	4	4	Champion/Stretton	Lotus XI S1 Le Mans	2:32.720	12	6.918	86.01
20	42	5	Woolley	Cooper Monaco	2:32.995	12	7.193	85.86
21	22	6	Attwood/Fisken	Aston Martin DBR1	2:33.433	4	7.631	85.61
22	11	4	Gmmons/Gammons	Lotus XI LM250	2:34.711	11	8.909	84.90
23	13	6	Lynn	Lister Knobbly	2:35.343	10	9.541	84.56
24	6	6	Gibbon/Newall	Lister Chevrolet	2:35.348	11	9.546	84.56
25	9	6	Eastick	Jaguar D-type	2:35.987	12	10.185	84.21
26	33	1	Phillips/Phillips	Lola Mk1 Prototype	2:37.178	11	11.376	83.57
27	57	1	Rutt/Sugden	Lola Mk1	2:37.203	11	11.401	83.56
28	124	6	Groom/Quinn	Lister Knobbly	2:38.680	11	12.878	82.78
29	43	5	Smith/Crossthwaite	Lotus 15	2:38.854	11	13.052	82.69
30	23	4	Gravier/Thoulouse	Lotus XI	2:39.087	12	13.285	82.57
31	32	6	Wenman/Bronson	Lister Jaguar Costin	2:39.206	11	13.404	82.51
32	46	6	Hood/Young	Lister Jaguar Costin	2:39.328	9	13.526	82.44
33	85	1	Bond	Lister Bristol Flat Iron	2:40.181	9	14.379	82.01
34	40	1	Cottingham/Cottingham	Ferrari 500TR	2:40.365	10	14.563	81.91
35	5	6	Friedrichs/Clark	Aston Martin DBR1	2:42.765	11	16.963	80.70
36	24	6	Arif/Smith	Jaguar D-type	2:45.979	7	20.177	79.14
37	139	1	McCabe/Baillie	Cooper Bobtail	2:46.806	10	21.004	78.75
38	26	2	Singer/Fearnside	Kurtis 500S	2:47.746	9	21.944	78.31
39	58	6	Turner/Blackhall	Jaguar D-type	2:48.991	11	23.189	77.73
40	30	1	White/Stanton	Triumph TR2	2:49.289	10	23.487	77.59
41	240	3	Ricketts/Davidson	Lotus XI	2:50.035	8	24.233	77.25

Cars 35, 46 transponders working intermittently. Car 37 NO WORKING TRANSPONDER.

Weather/Track: Sun/Dry

Silverstone  
Circuit Length = 3.6490 miles.  
Start: 12:19 End: 12:49

Clerk of the Course:	Timekeeper:
----------------------	-------------

# The Stirling Moss Trophy

## RACE 13 - QUALIFYING LAP ANALYSIS - Silverstone - 22/23/24 July 2011

<b>1</b>	<b>Minshaw/Minshaw</b>	Maserati T61
1 - X:00.000	6 - 2:32.194	11 - 2:27.819
2 - 2:38.810	7 - 3:43.803	
3 - 2:32.612	8 - 2:38.807	
4 - 2:31.554	9 - 2:28.812	
5 - 2:31.341	10 - <b>2:26.983</b>	
<b>4</b>	<b>Champion/Stretton</b>	Lotus XI S1 Le Mans
1 - X:00.000	6 - 2:45.839	11 - 2:39.918
2 - 2:34.473	7 - 2:42.030	12 - 2:38.961
3 - 2:34.041	8 - 2:40.713	
4 - <b>2:32.720</b>	9 - 2:40.081	
5 - 4:09.934	10 - 2:41.749	
<b>5</b>	<b>Friedrichs/Clark</b>	Aston Martin DBR1
1 - X:00.000	6 - 2:44.657	11 - <b>2:42.765</b>
2 - 2:54.098	7 - 4:24.577	
3 - 2:48.276	8 - 2:45.118	
4 - 2:49.035	9 - 3:05.317	
5 - 2:45.616	10 - 2:43.298	
<b>6</b>	<b>Gibbon/Newall</b>	Lister Chevrolet
1 - X:00.000	6 - 2:41.210	11 - 2:37.634
2 - 2:48.884	7 - 4:02.003	
3 - 2:41.240	8 - 2:40.288	
4 - 2:44.510	9 - 2:35.833	
5 - 2:44.021	10 - <b>2:35.348</b>	
<b>8</b>	<b>Wood/McCaig</b>	Lister Knobbly
1 - X:00.000	6 - 2:31.358	11 - 2:32.595
2 - 2:29.644	7 - 3:36.942	
3 - <b>2:28.596</b>	8 - 2:35.174	
4 - 2:29.564	9 - 2:35.381	
5 - 2:28.657	10 - 3:01.391	
<b>9</b>	<b>Eastick</b>	Jaguar D-type
1 - X:00.000	6 - 2:36.679	11 - 2:36.425
2 - 2:40.743	7 - <b>2:35.987</b>	12 - 2:37.042
3 - 2:43.420	8 - 3:43.176	
4 - 2:38.839	9 - 2:38.108	
5 - 2:37.085	10 - 2:36.515	
<b>10</b>	<b>Bryant/Bryant</b>	Lotus 15
1 - X:00.000	6 - 5:32.499	11 - <b>2:28.498</b>
2 - 2:42.961	7 - 2:30.249	
3 - 2:39.190	8 - 2:36.630	
4 - 2:40.572	9 - 2:28.857	
5 - 2:42.255	10 - 2:30.829	

Cars 35, 46 transponders working intermittently. Car 37 NO WORKING TRANSPONDER.  
Weather/Track: Sun/Dry

# The Stirling Moss Trophy

## RACE 13 - QUALIFYING LAP ANALYSIS - Silverstone - 22/23/24 July 2011

(contd.)

<b>11</b>	<b>Gmmons/Gammons</b>	Lotus XI LM250
1 - X:00.000	6 - 4:23.061	11 - 2:35.706
2 - 2:46.018	7 - 2:36.538	
3 - 2:44.808	8 - 2:36.847	
4 - 2:41.984	9 - 2:35.913	
5 - 2:43.201	10 - <b>2:34.711</b>	
<b>13</b>	<b>Lynn</b>	Lister Knobbly
1 - X:00.000	6 - <b>2:35.343</b>	
2 - 2:41.024	7 - 2:39.559	
3 - 2:39.922	8 - 2:36.303	
4 - 2:52.708	9 - 2:36.913	
5 - 6:46.076	10 - 2:36.467	
<b>14</b>	<b>Louwman/Wood</b>	Lotus 15
1 - X:00.000	6 - 4:45.395	11 - 2:48.249
2 - 2:50.149	7 - 2:33.348	
3 - 2:49.505	8 - 2:34.479	
4 - 2:50.020	9 - <b>2:30.313</b>	
5 - 2:52.841	10 - 2:32.653	
<b>15</b>	<b>McIntyre</b>	Lotus 15
1 - X:00.000	6 - 2:50.739	11 - 2:36.454
2 - 2:36.331	7 - <b>2:27.664</b>	
3 - 2:33.126	8 - 2:31.207	
4 - 2:30.730	9 - 2:28.694	
5 - 2:29.918	10 - 2:29.385	
<b>17</b>	<b>Buncombe/Wilson</b>	Lister Knobbly
1 - X:00.000	6 - 2:36.484	
2 - <b>2:26.914</b>	7 - 2:36.461	
3 - 2:30.007	8 - 2:34.516	
4 - 6:47.583	9 - 4:40.190	
5 - 2:37.768	10 - 2:29.767	
<b>20</b>	<b>Dovey/McIntyre</b>	Lister Knobbly
1 - X:00.000	6 - 2:36.216	11 - 2:31.732
2 - 3:07.686	7 - 2:33.416	
3 - 3:03.100	8 - 2:30.729	
4 - 3:04.719	9 - <b>2:30.499</b>	
5 - 4:35.198	10 - 2:30.688	
<b>21</b>	<b>Dodd/Hadfield</b>	Cooper Monaco
1 - X:00.000	6 - 2:28.117	11 - <b>2:25.802</b>
2 - 2:31.296	7 - 3:27.499	
3 - 2:29.054	8 - 2:30.848	
4 - 2:27.448	9 - 2:30.177	
5 - 2:27.720	10 - 2:27.999	

Cars 35, 46 transponders working intermittently. Car 37 NO WORKING TRANSPONDER.  
Weather/Track: Sun/Dry

Silverstone  
Circuit Length = 3.6490 miles.  
Start: 12:19 End: 12:49

# The Stirling Moss Trophy

## RACE 13 - QUALIFYING LAP ANALYSIS - Silverstone - 22/23/24 July 2011

(contd.)

<b>22</b>	<b>Attwood/Fisken</b>	Aston Martin DBR1	
1 - X:00.000 2 - 2:36.880 3 - <b>2:33.433</b> 4 - 2:43.716P			
<b>23</b>	<b>Gravier/Thoulouse</b>	Lotus XI	
1 - X:00.000    6 - 2:44.352    11 - 2:39.323 2 - 2:54.839    7 - 2:44.129    12 - 2:39.122 3 - 2:47.126    8 - 2:43.450 4 - 2:52.982    9 - <b>2:39.087</b> 5 - 2:45.755    10 - 2:41.357			
<b>24</b>	<b>Arif/Smith</b>	Jaguar D-type	
1 - X:00.000    6 - 8:27.772 2 - 3:01.055    7 - 3:00.057 3 - <b>2:45.979</b> 4 - 2:53.171 5 - 2:49.863			
<b>25</b>	<b>McWhirter</b>	Jaguar Lister Costin	
1 - X:00.000    6 - <b>2:31.417</b> 11 - 2:33.087 2 - 2:34.567    7 - 2:35.451    12 - 2:34.687 3 - 2:32.912    8 - 2:34.867 4 - 2:31.948    9 - 2:37.002 5 - 2:35.709    10 - 2:33.180			
<b>26</b>	<b>Singer/Fearnside</b>	Kurtis 500S	
1 - X:00.000    6 - 2:50.055 2 - 3:00.514    7 - 4:25.952 3 - 2:49.410    8 - <b>2:47.746</b> 4 - 2:50.808    9 - 2:53.243 5 - 2:48.142			
<b>30</b>	<b>White/Stanton</b>	Triumph TR2	
1 - X:00.000    6 - 4:38.598 2 - 2:50.727    7 - 3:01.721 3 - 2:50.969    8 - 2:57.055 4 - 2:50.960    9 - 2:55.812 5 - <b>2:49.289</b> 10 - 2:53.629			
<b>32</b>	<b>Wenman/Bronson</b>	Lister Jaguar Costin	
1 - X:00.000    6 - <b>2:39.206</b> 11 - 2:39.707 2 - 2:45.402    7 - 2:41.957 3 - 2:52.367    8 - 4:56.229 4 - 2:39.900    9 - 2:41.597 5 - 3:41.386    10 - 2:41.902			

Cars 35, 46 transponders working intermittently. Car 37 NO WORKING TRANSPONDER.  
 Weather/Track: Sun/Dry

# The Stirling Moss Trophy

## RACE 13 - QUALIFYING LAP ANALYSIS - Silverstone - 22/23/24 July 2011

(contd.)

<b>33</b>	<b>Phillips/Phillips</b>	Lola Mk1 Prototype
1 - X:00.000	6 - 4:21.867	11 - <b>2:37.178</b>
2 - 2:44.782	7 - 2:42.244	
3 - 2:39.399	8 - 2:42.404	
4 - 2:43.002	9 - 2:39.861	
5 - 2:49.457	10 - 2:37.317	
<b>35</b>	<b>Verdon-Roe/Leventis</b>	Ferrari 246S
1 - X:00.000	6 - 4:58.199	11 - 2:49.352
2 - 2:32.886	7 - 2:39.469	
3 - <b>2:27.231</b>	8 - 2:28.022	
4 - 2:27.964	9 - 2:27.910	
5 - 2:29.684	10 - 2:30.460	
<b>37</b>	<b>Walker/Wright</b>	Lotus 15
1 - X:00.000	6 - 4:27.637	11 - 2:28.902
2 - 2:33.898	7 - 2:29.748	12 - 2:35.419
3 - 2:30.740	8 - 2:29.382	
4 - 2:29.839	9 - <b>2:28.258</b>	
5 - 2:30.774	10 - 2:29.152	
<b>38</b>	<b>Garner/Pearson</b>	Lister Jaguar Costin
1 - X:00.000	6 - 2:47.258	11 - <b>2:30.132</b>
2 - 2:44.552	7 - 2:41.282	
3 - 2:44.769	8 - 5:12.860	
4 - 2:40.830	9 - 2:31.778	
5 - 2:42.584	10 - 2:31.165	
<b>40</b>	<b>Cottingham/Cottingham</b>	Ferrari 500TR
1 - X:00.000	6 - 3:04.416	
2 - 3:03.847	7 - 4:38.532	
3 - 3:01.590	8 - 2:42.858	
4 - 3:00.808	9 - 2:41.385	
5 - 3:03.913	10 - <b>2:40.365</b>	
<b>42</b>	<b>Woolley</b>	Cooper Monaco
1 - X:00.000	6 - 2:37.791	11 - 2:33.295
2 - 2:46.200	7 - 2:34.692	12 - 2:33.022
3 - 2:39.394	8 - <b>2:32.995</b>	
4 - 2:35.481	9 - 2:42.675	
5 - 2:34.656	10 - 2:33.402	
<b>43</b>	<b>Smith/Crossthaite</b>	Lotus 15
1 - X:00.000	6 - 2:45.447	11 - 2:47.679
2 - 2:42.903	7 - 4:40.512	
3 - <b>2:38.854</b>	8 - 2:51.105	
4 - 2:38.937	9 - 2:47.773	
5 - 2:42.814	10 - 2:48.117	

Cars 35, 46 transponders working intermittently. Car 37 NO WORKING TRANSPONDER.  
Weather/Track: Sun/Dry

# The Stirling Moss Trophy

## RACE 13 - QUALIFYING LAP ANALYSIS - Silverstone - 22/23/24 July 2011

(contd.)

<b>45</b>	Hall	Jaguar D-type
1 - X:00.000	6 - 2:33.090	11 - 2:34.066
2 - 2:36.310	7 - 2:32.515	
3 - 2:33.786	8 - 5:15.387	
4 - 2:31.556	9 - 2:35.353	
5 - <b>2:30.552</b>	10 - 2:36.267	
<b>46</b>	Hood/Young	Lister Jaguar Costin
1 - X:00.000	6 - 2:47.787	
2 - 2:57.629	7 - 4:19.630	
3 - 2:47.649	8 - 2:40.667	
4 - 2:47.645	9 - <b>2:39.328</b>	
5 - 2:45.360		
<b>53</b>	TBD	
1 - X:00.000		
2 - <b>3:04.361</b>		
3 - 3:05.925		
4 - 3:08.403		
5 - 3:06.478		
<b>57</b>	Rutt/Sugden	Lola Mk1
1 - X:00.000	6 - 2:39.251	11 - 2:38.930
2 - 2:41.288	7 - 2:38.097	
3 - 2:42.716	8 - 2:39.896	
4 - 5:09.536	9 - 2:38.232	
5 - 2:44.697	10 - <b>2:37.203</b>	
<b>58</b>	Turner/Blackhall	Jaguar D-type
1 - X:00.000	6 - 4:14.202	11 - <b>2:48.991</b>
2 - 2:50.457	7 - 2:52.275	
3 - 2:49.708	8 - 2:50.834	
4 - 2:49.521	9 - 2:49.705	
5 - 2:49.652	10 - 2:49.591	
<b>70</b>	Kremer/Kremer	Lotus 17 Prototype
1 - X:00.000	6 - 2:56.685	
2 - 2:34.212	7 - 2:51.564	
3 - <b>2:28.413</b>		
4 - 2:32.844		
5 - 5:17.538		
<b>71</b>	Wills/Twyman	Lotus 15
1 - X:00.000	6 - 2:26.695	11 - 2:32.236
2 - <b>2:26.610</b>	7 - 4:04.268	12 - 2:37.218
3 - 2:27.801	8 - 2:48.684	
4 - 2:27.208	9 - 2:34.781	
5 - 2:27.012	10 - 2:31.155	

Cars 35, 46 transponders working intermittently. Car 37 NO WORKING TRANSPONDER.  
Weather/Track: Sun/Dry

# The Stirling Moss Trophy

## RACE 13 - QUALIFYING LAP ANALYSIS - Silverstone - 22/23/24 July 2011

(contd.)

<b>77</b>	<b>Van Der Kroft/McCaig</b>	Cooper T49
1 - X:00.000	6 - 2:33.609	11 - <b>2:29.964</b>
2 - 2:37.306	7 - 2:34.381	12 - 2:30.902
3 - 2:35.443	8 - 3:46.093	
4 - 2:32.598	9 - 2:31.406	
5 - 2:37.104	10 - 2:30.615	
<b>85</b>	<b>Bond</b>	Lister Bristol Flat Iron
1 - X:00.000	6 - 2:43.292	
2 - 2:47.312	7 - 2:41.007	
3 - 2:41.159	8 - 2:45.286	
4 - <b>2:40.181</b>	9 - 2:44.563	
5 - 2:40.668		
<b>114</b>	<b>Bianchi/Wigley</b>	Farrallac Allard Sport Racing
1 - X:00.000	6 - 2:33.681	
2 - 2:37.152	7 - <b>2:31.458</b>	
3 - 2:36.130	8 - 2:32.929	
4 - 2:36.691	9 - 2:32.273	
5 - 4:46.590	10 - 2:34.143	
<b>124</b>	<b>Groom/Quinn</b>	Lister Knobbly
1 - X:00.000	6 - 4:18.254	11 - 2:45.905
2 - 2:45.370	7 - 2:55.703	
3 - 2:41.211	8 - 2:52.922	
4 - <b>2:38.680</b>	9 - 2:48.492	
5 - 2:40.220	10 - 2:52.647	
<b>133</b>	<b>Minshaw/Stretton</b>	Lister Jaguar Knobbly
1 - X:00.000	6 - 2:43.794	11 - 2:34.217
2 - 2:29.949	7 - 2:28.778	12 - 3:00.337
3 - 2:28.806	8 - 2:36.532	
4 - 2:29.813	9 - 3:40.236	
5 - 4:22.056	10 - <b>2:28.629</b>	
<b>139</b>	<b>McCabe/Baillie</b>	Cooper Bobtail
1 - X:00.000	6 - 4:57.369	
2 - 2:57.949	7 - 2:50.863	
3 - 2:49.115	8 - 2:50.731	
4 - <b>2:46.806</b>	9 - 2:48.096	
5 - 2:47.465	10 - 2:48.929	
<b>240</b>	<b>Ricketts/Davidson</b>	Lotus XI
1 - X:00.000	6 - 3:05.280	
2 - 2:51.509	7 - 3:01.680	
3 - <b>2:50.035</b>	8 - 3:00.943	
4 - 2:50.298		
5 - 4:49.398		

Cars 35, 46 transponders working intermittently. Car 37 NO WORKING TRANSPONDER.  
Weather/Track: Sun/Dry

# The Stirling Moss Trophy

## RACE 13 - GRID - Silverstone - 22/23/24 July 2011

ROW  
21  
ROW  
20  
ROW  
19  
ROW  
18  
ROW  
17  
ROW  
16  
ROW  
15  
ROW  
14  
ROW  
13  
ROW  
12  
ROW  
11  
ROW  
10  
ROW  
9  
ROW  
8  
ROW  
7  
ROW  
6  
ROW  
5  
ROW  
4  
ROW  
3  
ROW  
2  
ROW  
1

		240	Ricketts/Davidson
30	White/Stanton	58	Turner/Blackhall
26	Singer/Fearnside	139	McCabe/Baillie
24	Arif/Smith	5	Friedrichs/Clark
40	Cottingham/Cottingham	85	Bond
46	Hood/Young	32	Wenman/Bronson
23	Gravier/Thoulouse	43	Smith/Crossthwaite
124	Groom/Quinn	57	Rutt/Sugden
33	Phillips/Phillips	9	Eastick
6	Gibbon/Newall	13	Lynn
11	Gmmons/Gammons	22	Attwood/Fisken
42	Woolley	4	Champion/Stretton
114	Bianchi/Wigley	25	McWhirter
45	Hall	20	Dovey/McIntyre
14	Louwman/Wood	38	Garner/Pearson
77	Van Der Kroft/McCaig	133	Minshaw/Stretton
8	Wood/McCaig	10	Bryant/Bryant
70	Kremer/Kremer	37	Walker/Wright
15	McIntyre	35	Verdon-Roe/Leventis
1	Minshaw/Minshaw	17	Buncombe/Wilson
71	Wills/Twyman	21	Dodd/Hadfield

POLE

Cars 35, 46 transponders working intermittently. Car 37 NO WORKING TRANSPONDER.

Weather/Track: Sun/Dry

These results are provisional until the conclusion of any judicial and technical matters.

Silverstone  
Circuit Length = 3.6490 miles.  
Start: 12:19 End: 12:49

Clerk of the Course:

Timekeeper:



# The Stirling Moss Trophy

## RACE 13 - CLASSIFICATION - Silverstone - 22/23/24 July 2011

POS	NO	CL	DRIVER(S)	CAR	TIME	LAPS	GAP	MPH	BEST
1	15	5	McIntyre	Lotus 15	50:18.222	20		86.94	2:25.009
2	133	6	Minshaw/Stretton	Lister Jaguar Knobbly	50:27.085	20	8.863	86.69	2:26.493
3	37	5	Walker/Wright	Lotus 15	50:46.263	20	28.041	86.14	2:27.247
4	71	5	Wills/Twyman	Lotus 15	51:03.249	20	45.027	85.66	2:25.985
5	10	5	Bryant/Bryant	Lotus 15	51:44.711	20	1:26.489	84.52	2:26.365
6	77	5	Van Der Kroft/McCaig	Cooper T49	51:49.829	20	1:31.607	84.38	2:28.752
7	17	6	Buncombe/Wilson	Lister Knobbly	52:06.850	20	1:48.628	83.92	2:27.303
8	45	6	Hall	Jaguar D-type	52:14.421	20	1:56.199	83.72	2:31.215
9	22	6	Fisken/Attwood	Aston Martin DBR1	52:17.066	20	1:58.844	83.65	2:30.431
10	8	6	McCaig/Wood	Lister Knobbly	52:37.851	20	2:19.629	83.10	2:30.047
11	42	5	Woolley	Cooper Monaco	52:50.670	20	2:32.448	82.76	2:32.063
12	38	6	Garner/Pearson	Lister Jaguar Costin	50:26.399	19	1 LAP	82.37	2:29.903
13	114	7	Bianchi/Wigley	Farrallac Allard Sport Racing	50:27.842	19	1 LAP	82.33	2:32.031
14	25	6	McWhirter	Jaguar Lister Costin	50:29.723	19	1 LAP	82.28	2:33.364
15	1	6	Minshaw/Minshaw	Maserati T61	50:34.366	19	1 LAP	82.15	2:27.628
16	33	1	Phillips/Phillips	Lola Mk1 Prototype	51:07.164	19	1 LAP	81.27	2:34.150
17	4	4	Champion/Stretton	Lotus XI S1 Le Mans	51:23.395	19	1 LAP	80.84	2:34.136
18	46	6	Hood/Young	Lister Jaguar Costin	51:33.460	19	1 LAP	80.58	2:32.368
19	6	6	Gibbon/Newall	Lister Chevrolet	51:33.891	19	1 LAP	80.57	2:32.569
20	9	6	Eastick	Jaguar D-type	51:49.626	19	1 LAP	80.16	2:37.675
21	70	4	Kremer/Kremer	Lotus 17 Prototype	52:25.351	19	1 LAP	79.25	2:28.326
22	43	5	Crossthwaite/Smith	Lotus 15	52:56.972	19	1 LAP	78.46	2:39.733
23	139	1	McCabe/Baillie	Cooper Bobtail	51:12.480	18	2 LAPS	76.86	2:41.778
24	14	5	Louwman/Wood	Lotus 15	51:17.692	18	2 LAPS	76.73	2:31.365
25	26	2	Fearnside/Singer	Kurtis 500S	51:29.049	18	2 LAPS	76.44	2:43.907
26	58	6	Turner/Blackhall	Jaguar D-type	51:31.533	18	2 LAPS	76.38	2:44.683
27	32	6	Wenman	Lister Jaguar Costin	51:43.218	18	2 LAPS	76.09	2:38.647
28	57	1	Rutt/Sugden	Lola Mk1	52:08.212	18	2 LAPS	75.49	2:35.736
29	85	1	Bond	Lister Bristol Flat Iron	52:32.043	18	2 LAPS	74.92	2:41.219
30	40	1	Cottingham/Cottingham	Ferrari 500TR	52:36.048	18	2 LAPS	74.82	2:37.183
31	124	6	Groom/Quinn	Lister Knobbly	50:49.852	17	3 LAPS	73.12	2:38.295
32	30	1	White/Stanton	Triumph TR2	51:06.061	17	3 LAPS	72.73	2:51.047
33	20	6	McIntyre/Dovey	Lister Knobbly	51:11.626	17	3 LAPS	72.60	2:30.416
34	5	6	Friedrichs/Clark	Aston Martin DBR1	52:25.608	17	3 LAPS	70.89	2:44.354
35	240	3	Davidson/Ricketts	Lotus XI	15:22.893	5	15 LAPS	70.84	2:57.116

### NOT CLASSIFIED

24	6	Arif/Smith	Jaguar D-type	34:18.936	12	D.N.F.	76.41	2:37.224
21	5	Dodd/Hadfield	Cooper Monaco	22:33.421	9	D.N.F.	87.13	2:26.056
11	4	Gammons/Gammons	Lotus XI LM250	25:27.342	9	D.N.F.	77.20	2:39.482
13	6	Lynn	Lister Knobbly	17:54.598	7	D.N.F.	85.29	2:31.042
185	6	Harris	Lister Jaguar	8:29.858	3	D.N.F.	76.70	2:43.342

### FASTEST LAP

15	5	McIntyre	Lotus 15	2:25.009	18	90.59mph	145.79kph
133	6	Minshaw/Stretton	Lister Jaguar Knobbly	2:26.493	3	89.67mph	144.31kph
70	4	Kremer/Kremer	Lotus 17 Prototype	2:28.326	2	88.56mph	142.53kph
114	7	Bianchi/Wigley	Farrallac Allard Sport Racing	2:32.031	15	86.40mph	139.05kph
33	1	Phillips/Phillips	Lola Mk1 Prototype	2:34.150	14	85.21mph	137.14kph
26	2	Fearnside/Singer	Kurtis 500S	2:43.907	18	80.14mph	128.98kph
240	3	Davidson/Ricketts	Lotus XI	2:57.116	2	74.16mph	119.36kph

Cars 23, 35 excluded, Race Pit Window Regulation, Bulletin 2 refers.

Weather/Track: Sun/Dry

These results are provisional until the conclusion of any judicial and technical matters.

Silverstone

Circuit Length = 3.6490 miles.

Start: 09:03 End: 09:54

Clerk of the Course:		Timekeeper:
----------------------	--	-------------

# The Stirling Moss Trophy

## RACE 13 - LAP ANALYSIS - Silverstone - 22/23/24 July 2011

<b>1</b>	<b>Minshaw/Minshaw</b>	Maserati T61					
1 -	2:32.654	6 -	2:40.449	11 -	2:29.409	16 -	2:28.626
2 -	3:11.554	7 -	3:18.626	12 -	2:29.927	17 -	2:28.032
3 -	2:32.977	8 -	2:31.100	13 -	2:29.439	18 -	2:28.387
4 -	2:34.140	9 -	2:28.247	14 -	2:29.225	19 -	3:28.169
5 -	2:56.377	10 -	2:29.400	15 -	<b>2:27.628</b>		
<b>4</b>	<b>Champion/Stretton</b>	Lotus XI S1 Le Mans					
1 -	2:47.891	6 -	2:40.518	11 -	2:38.800	16 -	2:35.749
2 -	2:39.812	7 -	2:43.376	12 -	2:35.105	17 -	2:35.254
3 -	2:39.709	8 -	2:50.904	13 -	2:36.541	18 -	2:34.785
4 -	2:40.472	9 -	3:40.817	14 -	<b>2:34.136</b>	19 -	2:34.626
5 -	2:43.476	10 -	2:36.191	15 -	2:35.233		
<b>5</b>	<b>Friedrichs/Clark</b>	Aston Martin DBR1					
1 -	2:59.719	6 -	2:46.649	11 -	6:06.040	16 -	<b>2:44.354</b>
2 -	2:47.451	7 -	2:44.934	12 -	4:05.102	17 -	2:44.973
3 -	2:49.916	8 -	2:51.383	13 -	2:54.407		
4 -	2:47.266	9 -	2:52.521	14 -	2:47.515		
5 -	2:46.554	10 -	2:49.900	15 -	2:46.924		
<b>6</b>	<b>Gibbon/Newall</b>	Lister Chevrolet					
1 -	2:49.102	6 -	2:40.759	11 -	2:36.056	16 -	2:34.268
2 -	2:40.829	7 -	2:40.998	12 -	2:34.631	17 -	2:34.349
3 -	2:40.227	8 -	2:56.272	13 -	<b>2:32.569</b>	18 -	2:35.289
4 -	2:38.607	9 -	2:41.576	14 -	2:34.471	19 -	2:33.840
5 -	2:41.841	10 -	3:53.829	15 -	2:34.378		
<b>8</b>	<b>McCaig/Wood</b>	Lister Knobbly					
1 -	2:34.163	6 -	<b>2:30.047</b>	11 -	2:32.264	16 -	2:34.693
2 -	3:07.114	7 -	2:33.224	12 -	3:23.965	17 -	2:36.183
3 -	2:32.482	8 -	2:33.424	13 -	2:36.095	18 -	2:36.360
4 -	2:33.130	9 -	2:32.294	14 -	2:34.906	19 -	2:33.369
5 -	2:34.682	10 -	2:31.142	15 -	2:34.882	20 -	2:33.432
<b>9</b>	<b>Eastick</b>	Jaguar D-type					
1 -	2:46.791	6 -	2:39.936	11 -	2:39.184	16 -	2:38.237
2 -	2:39.618	7 -	2:42.910	12 -	2:39.299	17 -	2:38.070
3 -	2:38.664	8 -	2:39.292	13 -	<b>2:37.675</b>	18 -	2:38.658
4 -	2:38.492	9 -	3:56.754	14 -	2:39.511	19 -	2:37.896
5 -	2:40.415	10 -	2:39.166	15 -	2:39.058		
<b>10</b>	<b>Bryant/Bryant</b>	Lotus 15					
1 -	2:29.542	6 -	<b>2:26.365</b>	11 -	2:26.710	16 -	2:36.692
2 -	2:27.621	7 -	2:26.385	12 -	2:28.237	17 -	2:35.394
3 -	2:28.439	8 -	2:30.191	13 -	3:53.500	18 -	2:35.837
4 -	2:30.998	9 -	2:28.537	14 -	2:36.328	19 -	2:37.633
5 -	2:26.481	10 -	2:27.320	15 -	2:36.645	20 -	2:35.856

**The Stirling Moss Trophy**  
**RACE 13 - LAP ANALYSIS - Silverstone - 22/23/24 July 2011**  
 (contd.)

<b>11</b>	<b>Gammons/Gammons</b>	Lotus XI LM250			
1 -	2:45.485	6 -	2:42.941		
2 -	<b>2:39.482</b>	7 -	2:41.653		
3 -	2:41.534	8 -	3:48.384		
4 -	2:39.503	9 -	2:44.387		
5 -	2:43.973				
<b>13</b>	<b>Lynn</b>	Lister Knobbly			
1 -	2:40.875	6 -	2:33.015		
2 -	2:33.863	7 -	2:31.933		
3 -	2:31.115				
4 -	<b>2:31.042</b>				
5 -	2:32.755				
<b>14</b>	<b>Louwman/Wood</b>	Lotus 15			
1 -	2:56.596	6 -	2:51.010	11 -	2:32.650
2 -	2:47.425	7 -	2:36.557	12 -	2:33.855
3 -	2:45.367	8 -	2:35.059	13 -	2:32.668
4 -	3:05.134	9 -	2:32.237	14 -	2:32.322
5 -	5:05.166	10 -	2:32.941	15 -	<b>2:31.365</b>
<b>15</b>	<b>McIntyre</b>	Lotus 15			
1 -	2:30.513	6 -	2:25.960	11 -	2:26.386
2 -	2:28.883	7 -	2:26.321	12 -	2:27.657
3 -	2:26.637	8 -	2:28.290	13 -	2:27.125
4 -	2:28.079	9 -	2:28.927	14 -	3:38.133
5 -	2:28.572	10 -	2:27.297	15 -	2:26.622
				16 -	2:25.852
				17 -	2:25.473
				18 -	<b>2:25.009</b>
				19 -	2:29.443
				20 -	2:27.043
<b>17</b>	<b>Buncombe/Wilson</b>	Lister Knobbly			
1 -	2:28.203	6 -	2:27.983	11 -	2:27.890
2 -	2:28.149	7 -	2:27.671	12 -	2:27.936
3 -	2:28.141	8 -	2:28.333	13 -	2:28.283
4 -	2:28.554	9 -	2:30.269	14 -	4:09.179
5 -	2:31.262	10 -	<b>2:27.303</b>	15 -	2:40.312
				16 -	2:37.985
				17 -	2:39.481
				18 -	2:37.759
				19 -	2:36.210
				20 -	2:35.947
<b>20</b>	<b>McIntyre/Dovey</b>	Lister Knobbly			
1 -	2:35.380	6 -	2:31.730	11 -	3:08.779
2 -	4:32.715	7 -	<b>2:30.416</b>	12 -	3:07.436
3 -	2:34.093	8 -	2:34.929	13 -	3:08.712
4 -	2:36.164	9 -	2:32.832	14 -	3:07.452
5 -	2:35.067	10 -	4:13.286	15 -	3:09.521
<b>21</b>	<b>Dodd/Hadfield</b>	Cooper Monaco			
1 -	2:29.041	6 -	2:26.880		
2 -	<b>2:26.056</b>	7 -	2:27.482		
3 -	2:26.790	8 -	2:28.394		
4 -	2:27.042	9 -	2:53.339		
5 -	2:28.397				

# The Stirling Moss Trophy

## RACE 13 - LAP ANALYSIS - Silverstone - 22/23/24 July 2011

(contd.)

<b>22</b>	<b>Fisken/Attwood</b>	Aston Martin DBR1					
1 -	2:39.595	6 -	2:30.869	11 -	3:48.984	16 -	2:31.787
2 -	2:32.728	7 -	2:31.460	12 -	2:36.179	17 -	2:31.278
3 -	2:30.875	8 -	2:33.537	13 -	2:33.475	18 -	2:33.147
4 -	<b>2:30.431</b>	9 -	2:32.803	14 -	2:33.287	19 -	2:34.261
5 -	2:31.205	10 -	2:34.893	15 -	2:32.746	20 -	2:33.526
<b>23</b>	<b>Gravier</b>	Lotus XI					
1 -	2:53.325	6 -	2:39.205	11 -	2:39.187	16 -	2:36.721
2 -	2:40.415	7 -	2:43.384	12 -	2:40.295	17 -	2:39.500
3 -	2:39.725	8 -	2:40.999	13 -	2:39.466	18 -	2:36.462
4 -	2:42.470	9 -	2:37.673	14 -	2:39.038	19 -	2:36.973
5 -	2:44.040	10 -	<b>2:36.136</b>	15 -	4:05.687		
<b>24</b>	<b>Arif/Smith</b>	Jaguar D-type					
1 -	2:59.405	6 -	2:46.941	11 -	<b>2:37.224</b>		
2 -	2:46.838	7 -	2:47.819	12 -	2:40.051		
3 -	2:48.115	8 -	2:47.529				
4 -	2:46.145	9 -	3:48.611				
5 -	2:51.592	10 -	2:38.666				
<b>25</b>	<b>McWhirter</b>	Jaguar Lister Costin					
1 -	2:39.176	6 -	2:33.701	11 -	2:37.074	16 -	<b>2:33.364</b>
2 -	2:33.900	7 -	2:36.844	12 -	2:36.261	17 -	2:33.518
3 -	2:33.600	8 -	2:39.362	13 -	2:35.706	18 -	2:34.777
4 -	2:34.085	9 -	3:54.627	14 -	2:34.012	19 -	2:34.301
5 -	2:33.987	10 -	2:38.026	15 -	2:33.402		
<b>26</b>	<b>Fearnside/Singer</b>	Kurtis 500S					
1 -	3:02.279	6 -	2:44.752	11 -	2:50.299	16 -	2:46.394
2 -	2:47.805	7 -	2:45.394	12 -	2:52.096	17 -	2:44.664
3 -	2:46.298	8 -	2:58.085	13 -	2:44.478	18 -	<b>2:43.907</b>
4 -	2:46.608	9 -	2:46.028	14 -	2:46.010		
5 -	2:45.068	10 -	3:54.094	15 -	2:44.790		
<b>30</b>	<b>White/Stanton</b>	Triumph TR2					
1 -	3:08.227	6 -	2:51.152	11 -	2:54.860	16 -	2:56.913
2 -	2:53.101	7 -	2:51.809	12 -	2:59.882	17 -	2:59.548
3 -	2:51.911	8 -	2:53.033	13 -	2:55.310		
4 -	2:53.878	9 -	4:18.236	14 -	2:55.239		
5 -	<b>2:51.047</b>	10 -	2:58.087	15 -	2:53.828		
<b>32</b>	<b>Wenman</b>	Lister Jaguar Costin					
1 -	2:54.512	6 -	2:39.632	11 -	4:39.253	16 -	2:40.023
2 -	2:40.119	7 -	2:40.062	12 -	2:43.596	17 -	2:47.311
3 -	2:40.185	8 -	2:39.901	13 -	3:56.693	18 -	2:40.484
4 -	2:40.348	9 -	2:40.303	14 -	2:39.216		
5 -	2:41.372	10 -	<b>2:38.647</b>	15 -	2:41.561		

# The Stirling Moss Trophy

## RACE 13 - LAP ANALYSIS - Silverstone - 22/23/24 July 2011

(contd.)

<b>33</b>	<b>Phillips/Phillips</b>	Lola Mk1 Prototype					
1 -	2:49.214	6 -	2:40.357	11 -	2:35.649	16 -	2:34.940
2 -	2:40.200	7 -	2:43.483	12 -	2:34.807	17 -	2:35.720
3 -	2:37.325	8 -	2:41.387	13 -	2:35.820	18 -	2:34.848
4 -	2:37.898	9 -	3:41.066	14 -	<b>2:34.150</b>	19 -	2:39.070
5 -	2:39.544	10 -	2:36.490	15 -	2:35.196		
<b>35</b>	<b>Verdon-Roe</b>	Ferrari 246S					
1 -	2:29.844	6 -	2:27.611	11 -	2:26.995	16 -	<b>2:26.785</b>
2 -	2:27.578	7 -	2:27.408	12 -	2:27.574	17 -	2:27.140
3 -	2:27.935	8 -	2:28.953	13 -	2:28.503	18 -	2:26.909
4 -	2:27.899	9 -	2:29.085	14 -	2:27.703	19 -	2:30.019
5 -	2:27.267	10 -	2:27.649	15 -	2:27.070	20 -	3:37.486
<b>37</b>	<b>Walker/Wright</b>	Lotus 15					
1 -	2:33.410	6 -	2:32.462	11 -	2:28.110	16 -	2:27.296
2 -	2:30.572	7 -	2:31.023	12 -	2:27.703	17 -	<b>2:27.247</b>
3 -	2:31.076	8 -	3:27.619	13 -	2:28.650	18 -	2:27.284
4 -	2:30.766	9 -	2:30.921	14 -	2:27.378	19 -	2:27.410
5 -	2:32.508	10 -	2:28.788	15 -	2:28.308	20 -	2:27.732
<b>38</b>	<b>Garner/Pearson</b>	Lister Jaguar Costin					
1 -	2:41.722	6 -	2:39.862	11 -	2:31.997	16 -	2:30.924
2 -	2:39.171	7 -	2:44.418	12 -	<b>2:29.903</b>	17 -	2:30.286
3 -	2:39.903	8 -	2:38.974	13 -	2:31.924	18 -	2:33.142
4 -	2:39.189	9 -	2:40.625	14 -	2:31.563	19 -	2:32.001
5 -	2:43.456	10 -	3:36.171	15 -	2:31.168		
<b>40</b>	<b>Cottingham/Cottingham</b>	Ferrari 500TR					
1 -	2:54.992	6 -	<b>2:37.183</b>	11 -	2:39.767	16 -	3:08.836
2 -	2:39.958	7 -	2:41.221	12 -	4:04.762	17 -	3:12.299
3 -	2:40.169	8 -	2:40.893	13 -	3:03.933	18 -	3:11.489
4 -	2:40.277	9 -	2:40.321	14 -	3:09.481		
5 -	2:41.895	10 -	2:38.427	15 -	3:10.145		
<b>42</b>	<b>Woolley</b>	Cooper Monaco					
1 -	2:42.276	6 -	2:33.329	11 -	3:45.215	16 -	<b>2:32.063</b>
2 -	2:36.162	7 -	2:33.832	12 -	2:34.014	17 -	2:34.079
3 -	2:33.864	8 -	2:34.093	13 -	2:34.107	18 -	2:34.476
4 -	2:33.119	9 -	2:34.503	14 -	2:32.509	19 -	2:44.890
5 -	2:34.348	10 -	2:34.830	15 -	2:32.552	20 -	2:36.409
<b>43</b>	<b>Crossthaite/Smith</b>	Lotus 15					
1 -	2:51.221	6 -	2:40.046	11 -	2:47.608	16 -	2:41.668
2 -	2:41.241	7 -	2:44.535	12 -	2:46.613	17 -	<b>2:39.733</b>
3 -	2:40.420	8 -	2:43.131	13 -	2:45.025	18 -	2:41.184
4 -	2:42.001	9 -	2:40.253	14 -	2:44.468	19 -	2:41.656
5 -	2:44.727	10 -	4:01.577	15 -	2:39.865		

# The Stirling Moss Trophy

## RACE 13 - LAP ANALYSIS - Silverstone - 22/23/24 July 2011

(contd.)

<b>45</b>	<b>Hall</b>	Jaguar D-type					
1 -	2:38.470	6 -	2:33.194	11 -	2:33.017	16 -	2:31.963
2 -	2:33.429	7 -	2:33.442	12 -	2:33.449	17 -	<b>2:31.215</b>
3 -	2:33.036	8 -	2:34.679	13 -	2:32.012	18 -	2:31.957
4 -	2:32.886	9 -	2:34.463	14 -	2:32.375	19 -	2:32.275
5 -	2:33.349	10 -	3:43.109	15 -	2:32.867	20 -	2:33.234
<b>46</b>	<b>Hood/Young</b>	Lister Jaguar Costin					
1 -	2:57.056	6 -	2:43.728	11 -	2:35.520	16 -	2:32.767
2 -	2:43.063	7 -	2:46.007	12 -	2:34.128	17 -	2:34.239
3 -	2:41.028	8 -	3:54.351	13 -	<b>2:32.368</b>	18 -	2:33.373
4 -	2:40.991	9 -	2:40.287	14 -	2:32.408	19 -	2:36.049
5 -	2:43.558	10 -	2:37.547	15 -	2:34.992		
<b>57</b>	<b>Rutt/Sugden</b>	Lola Mk1					
1 -	2:49.914	6 -	2:39.798	11 -	2:39.866	16 -	2:38.302
2 -	2:40.490	7 -	2:42.874	12 -	2:38.460	17 -	<b>2:35.736</b>
3 -	2:39.049	8 -	2:41.358	13 -	2:40.352	18 -	2:35.791
4 -	2:37.023	9 -	2:38.639	14 -	2:37.996		
5 -	2:39.486	10 -	6:52.462	15 -	2:40.616		
<b>58</b>	<b>Turner/Blackhall</b>	Jaguar D-type					
1 -	3:01.423	6 -	2:44.711	11 -	4:01.691	16 -	2:46.368
2 -	2:47.384	7 -	2:45.891	12 -	2:49.744	17 -	<b>2:44.683</b>
3 -	2:46.952	8 -	2:49.467	13 -	2:46.150	18 -	2:46.669
4 -	2:48.005	9 -	2:44.844	14 -	2:47.480		
5 -	2:46.501	10 -	2:46.581	15 -	2:46.989		
<b>70</b>	<b>Kremer/Kremer</b>	Lotus 17 Prototype					
1 -	2:34.383	6 -	2:29.940	11 -	2:31.015	16 -	2:51.688
2 -	<b>2:28.326</b>	7 -	2:29.889	12 -	4:02.375	17 -	2:54.496
3 -	2:53.853	8 -	2:33.008	13 -	3:00.268	18 -	2:54.200
4 -	2:30.181	9 -	2:29.981	14 -	2:54.182	19 -	2:53.281
5 -	2:33.220	10 -	2:29.655	15 -	2:51.410		
<b>71</b>	<b>Wills/Twyman</b>	Lotus 15					
1 -	2:29.188	6 -	<b>2:25.985</b>	11 -	3:26.199	16 -	2:30.379
2 -	2:27.351	7 -	2:26.348	12 -	2:34.069	17 -	2:30.785
3 -	2:28.133	8 -	2:28.576	13 -	2:33.033	18 -	2:32.201
4 -	2:27.777	9 -	2:40.119	14 -	2:33.131	19 -	2:32.566
5 -	2:26.074	10 -	2:26.830	15 -	2:32.089	20 -	2:32.416
<b>77</b>	<b>Van Der Kroft/McCaig</b>	Cooper T49					
1 -	2:37.381	6 -	2:33.055	11 -	2:32.365	16 -	2:30.370
2 -	2:33.257	7 -	2:32.758	12 -	2:32.404	17 -	2:29.674
3 -	2:32.949	8 -	2:34.928	13 -	3:22.118	18 -	2:31.752
4 -	2:31.447	9 -	2:33.730	14 -	2:33.166	19 -	2:30.590
5 -	2:42.933	10 -	2:33.066	15 -	2:33.134	20 -	<b>2:28.752</b>

# The Stirling Moss Trophy

## RACE 13 - LAP ANALYSIS - Silverstone - 22/23/24 July 2011

(contd.)

<b>85</b>	<b>Bond</b>	Lister Bristol Flat Iron					
1 -	2:57.346	6 -	2:47.103	11 -	2:51.596	16 -	2:48.001
2 -	<b>2:41.219</b>	7 -	2:49.063	12 -	2:53.352	17 -	2:52.475
3 -	2:43.217	8 -	3:10.104	13 -	2:51.407	18 -	2:48.633
4 -	2:43.132	9 -	2:55.002	14 -	2:51.496		
5 -	2:46.964	10 -	4:11.662	15 -	2:50.271		
<b>114</b>	<b>Bianchi/Wigley</b>	Farrallac Allard Sport Racing					
1 -	2:40.601	6 -	2:35.263	11 -	2:36.571	16 -	2:33.218
2 -	2:35.707	7 -	2:39.127	12 -	3:45.966	17 -	2:32.920
3 -	2:35.175	8 -	2:37.714	13 -	2:35.964	18 -	2:34.184
4 -	2:35.063	9 -	2:34.034	14 -	2:33.997	19 -	2:35.407
5 -	2:40.901	10 -	2:33.999	15 -	<b>2:32.031</b>		
<b>124</b>	<b>Groom/Quinn</b>	Lister Knobbly					
1 -	2:52.467	6 -	2:52.268	11 -	4:02.015	16 -	2:44.351
2 -	2:40.854	7 -	2:43.938	12 -	2:50.155	17 -	5:38.846
3 -	<b>2:38.295</b>	8 -	2:41.571	13 -	2:48.031		
4 -	2:38.458	9 -	2:39.270	14 -	2:47.453		
5 -	2:43.438	10 -	2:42.483	15 -	2:45.959		
<b>133</b>	<b>Minshaw/Stretton</b>	Lister Jaguar Knobbly					
1 -	2:31.489	6 -	2:31.477	11 -	2:28.619	16 -	2:27.173
2 -	2:27.235	7 -	2:32.310	12 -	2:29.990	17 -	2:27.173
3 -	<b>2:26.493</b>	8 -	3:16.377	13 -	2:27.427	18 -	2:32.876
4 -	2:28.662	9 -	2:28.998	14 -	2:27.606	19 -	2:28.475
5 -	2:28.762	10 -	2:27.270	15 -	2:28.967	20 -	2:29.706
<b>139</b>	<b>McCabe/Baillie</b>	Cooper Bobtail					
1 -	3:00.932	6 -	2:49.132	11 -	2:44.610	16 -	2:43.136
2 -	2:46.998	7 -	2:49.994	12 -	2:44.031	17 -	2:42.742
3 -	2:47.008	8 -	2:50.877	13 -	2:43.748	18 -	<b>2:41.778</b>
4 -	2:47.059	9 -	4:03.506	14 -	2:42.948		
5 -	2:47.051	10 -	2:44.853	15 -	2:42.077		
<b>185</b>	<b>Crispin HARRIS</b>	Lister Jaguar					
1 -	3:00.375						
2 -	2:46.141						
3 -	<b>2:43.342</b>						
<b>240</b>	<b>Davidson/Ricketts</b>	Lotus XI					
1 -	3:15.598						
2 -	<b>2:57.116</b>						
3 -	2:59.214						
4 -	3:02.558						
5 -	3:08.407						

# The Stirling Moss Trophy

## RACE 13 - LAP CHART - Silverstone - 22/23/24 July 2011

Lap 1			Lap 2			Lap 3			Lap 4			Lap 5		
No	Behind	Laptime	No	Behind	Laptime	No	Behind	Laptime	No	Behind	Laptime	No	Behind	Laptime
17		2:28.203	21		2:26.056	21		2:26.790	21		2:27.042	21		2:28.397
21	0.838	2:29.041	17	1.255	2:28.149	17	2.606	2:28.141	71	3.520	2:27.777	20	1 LAP	2:36.164
71	0.985	2:29.188	71	1.442	2:27.351	71	2.785	2:28.133	17	4.118	2:28.554	71	1.197	2:26.074
10	1.339	2:29.542	10	2.066	2:27.621	133	3.330	2:26.493	35	4.327	2:27.899	35	3.197	2:27.267
35	1.641	2:29.844	35	2.325	2:27.578	35	3.470	2:27.935	133	4.950	2:28.662	133	5.315	2:28.762
15	2.310	2:30.513	133	3.627	2:27.235	10	3.715	2:28.439	15	5.183	2:28.079	15	5.358	2:28.572
133	3.286	2:31.489	15	4.299	2:28.883	15	4.146	2:26.637	10	7.671	2:30.998	10	5.755	2:26.481
1	4.451	2:32.654	70	7.612	2:28.326	37	13.171	2:31.076	37	16.895	2:30.766	17	6.983	2:31.262
37	5.207	2:33.410	37	8.885	2:30.572	22	21.311	2:30.875	22	24.700	2:30.431	37	21.006	2:32.508
8	5.960	2:34.163	77	15.541	2:33.257	77	21.700	2:32.949	77	26.105	2:31.447	22	27.508	2:31.205
70	6.180	2:34.383	45	16.802	2:33.429	45	23.048	2:33.036	13	27.966	2:31.042	13	32.324	2:32.755
20	7.177	2:35.380	22	17.226	2:32.728	13	23.966	2:31.115	45	28.892	2:32.886	45	33.844	2:33.349
77	9.178	2:37.381	25	17.979	2:33.900	25	24.789	2:33.600	25	31.832	2:34.085	25	37.422	2:33.987
45	10.267	2:38.470	13	19.641	2:33.863	114	29.596	2:35.175	42	36.492	2:33.119	77	40.641	2:42.933
25	10.973	2:39.176	114	21.211	2:35.707	42	30.415	2:33.864	114	37.617	2:35.063	42	42.443	2:34.348
22	11.392	2:39.595	42	23.341	2:36.162	70	34.675	2:53.853	70	37.814	2:30.181	70	42.637	2:33.220
114	12.398	2:40.601	38	25.796	2:39.171	38	38.909	2:39.903	38	51.056	2:39.189	114	50.121	2:40.901
13	12.672	2:40.875	11	29.870	2:39.482	9	43.186	2:38.664	9	54.636	2:38.492	8	1:04.245	2:34.682
38	13.519	2:41.722	9	31.312	2:39.618	11	44.614	2:41.534	33	55.708	2:37.898	38	1:06.115	2:43.456
42	14.073	2:42.276	4	32.606	2:39.812	33	44.852	2:37.325	11	57.075	2:39.503	9	1:06.654	2:40.415
11	17.282	2:45.485	33	34.317	2:40.200	4	45.525	2:39.709	57	57.547	2:37.023	33	1:06.855	2:39.544
9	18.588	2:46.791	6	34.834	2:40.829	57	47.566	2:39.049	8	57.960	2:33.130	57	1:08.636	2:39.486
4	19.688	2:47.891	57	35.307	2:40.490	6	48.271	2:40.227	4	58.955	2:40.472	11	1:12.651	2:43.973
6	20.899	2:49.102	43	37.365	2:41.241	124	49.729	2:38.295	6	59.836	2:38.607	6	1:13.280	2:41.841
33	21.011	2:49.214	124	38.224	2:40.854	43	50.995	2:40.420	124	1:01.145	2:38.458	4	1:14.034	2:43.476
57	21.711	2:49.914	23	38.643	2:40.415	23	51.578	2:39.725	1	1:02.396	2:34.140	124	1:16.186	2:43.438
43	23.018	2:51.221	32	39.534	2:40.119	8	51.872	2:32.482	43	1:05.954	2:42.001	32	1:19.210	2:41.372
124	24.264	2:52.467	40	39.853	2:39.958	32	52.929	2:40.185	32	1:06.235	2:40.348	40	1:19.965	2:41.895
23	25.122	2:53.325	85	43.468	2:41.219	40	53.232	2:40.169	40	1:06.467	2:40.277	43	1:22.284	2:44.727
32	26.309	2:54.512	46	45.022	2:43.063	1	55.298	2:32.977	23	1:07.006	2:42.470	23	1:22.649	2:44.040
40	26.789	2:54.992	8	46.180	3:07.114	46	59.260	2:41.028	46	1:13.209	2:40.991	46	1:28.370	2:43.558
14	28.393	2:56.596	14	48.924	2:47.425	85	59.895	2:43.217	85	1:15.985	2:43.132	1	1:30.376	2:56.377
46	28.853	2:57.056	1	49.111	3:11.554	14	1:07.501	2:45.367	24	1:31.574	2:46.145	85	1:34.552	2:46.964
85	29.143	2:57.346	24	51.146	2:46.838	185	1:07.971	2:43.342	139	1:33.068	2:47.059	26	1:50.732	2:45.068
24	31.202	2:59.405	185	51.419	2:46.141	24	1:12.471	2:48.115	26	1:34.061	2:46.608	139	1:51.722	2:47.051
5	31.516	2:59.719	5	52.073	2:47.451	139	1:13.051	2:47.008	58	1:34.835	2:48.005	58	1:52.939	2:46.501
185	32.172	3:00.375	139	52.833	2:46.998	58	1:13.872	2:46.952	5	1:35.423	2:47.266	5	1:53.580	2:46.554
139	32.729	3:00.932	58	53.710	2:47.384	26	1:14.495	2:46.298	14	1:45.593	3:05.134	24	1:54.769	2:51.592
58	33.220	3:01.423	26	54.987	2:47.805	5	1:15.199	2:49.916	30	1:58.188	2:53.878	30	2:20.838	2:51.047
26	34.076	3:02.279	30	1:06.231	2:53.101	30	1:31.352	2:51.911	240	2:25.557	3:02.558			
30	40.024	3:08.227	240	1:17.617	2:57.116	240	1:50.041	2:59.214						
240	47.395	3:15.598	20	2:12.998	4:32.715	20	2:20.301	2:34.093						



# The Stirling Moss Trophy

## RACE 13 - LAP CHART - Silverstone - 22/23/24 July 2011

(contd.)

Lap 6			Lap 7			Lap 8			Lap 9			Lap 10		
No	Behind	Laptime	No	Behind	Laptime	No	Behind	Laptime	No	Behind	Laptime	No	Behind	Laptime
21		2:26.880	71		2:26.348	71		2:28.576	15		2:28.927	15		2:27.297
71	0.302	2:25.985	21	0.832	2:27.482	21	0.650	2:28.394	35	1.398	2:29.085	35	1.750	2:27.649
35	3.928	2:27.611	15	4.109	2:26.321	58	1 LAP	2:45.891	10	2.377	2:28.537	10	2.400	2:27.320
15	4.438	2:25.960	35	4.686	2:27.408	5	1 LAP	2:44.934	1	1 LAP	2:31.100	14	2 LAPS	2:35.059
10	5.240	2:26.365	10	4.975	2:26.385	15	3.823	2:28.290	17	6.383	2:30.269	17	6.389	2:27.303
17	8.086	2:27.983	17	9.107	2:27.671	35	5.063	2:28.953	71	7.369	2:40.119	1	1 LAP	2:28.247
20	1 LAP	2:35.067	20	1 LAP	2:31.730	10	6.590	2:30.191	58	1 LAP	2:49.467	71	6.902	2:26.830
133	9.912	2:31.477	133	15.572	2:32.310	1	1 LAP	3:18.626	20	1 LAP	2:34.929	20	1 LAP	2:32.832
37	26.588	2:32.462	30	1 LAP	2:51.152	24	1 LAP	2:47.819	21	21.239	2:53.339	33	1 LAP	3:41.066
22	31.497	2:30.869	37	30.961	2:31.023	139	1 LAP	2:49.994	5	1 LAP	2:51.383	58	1 LAP	2:44.844
13	38.459	2:33.015	22	36.307	2:31.460	17	8.864	2:28.333	24	1 LAP	2:47.529	26	1 LAP	2:46.028
240	1 LAP	3:08.407	13	43.742	2:31.933	20	1 LAP	2:30.416	26	1 LAP	2:58.085	9	1 LAP	3:56.754
45	40.158	2:33.194	45	46.950	2:33.442	22	41.268	2:33.537	85	1 LAP	3:10.104	5	1 LAP	2:52.521
25	44.243	2:33.701	70	48.936	2:29.889	30	1 LAP	2:51.809	139	1 LAP	2:50.877	4	1 LAP	3:40.817
70	45.697	2:29.940	77	52.924	2:32.758	45	53.053	2:34.679	11	1 LAP	3:48.384	11	1 LAP	2:44.387
77	46.816	2:33.055	25	54.437	2:36.844	70	53.368	2:33.008	22	41.321	2:32.803	22	48.917	2:34.893
42	48.892	2:33.329	42	56.074	2:33.832	77	59.276	2:34.928	70	50.599	2:29.981	70	52.957	2:29.655
114	58.504	2:35.263	114	1:10.981	2:39.127	42	1:01.591	2:34.093	45	54.766	2:34.463	85	1 LAP	2:55.002
8	1:07.412	2:30.047	8	1:13.986	2:33.224	133	1:03.373	3:16.377	46	1 LAP	3:54.351	133	59.594	2:27.270
38	1:19.097	2:39.862	9	1:35.970	2:42.910	25	1:05.223	2:39.362	133	59.621	2:28.998	77	1:06.025	2:33.066
9	1:19.710	2:39.936	38	1:36.865	2:44.418	8	1:18.834	2:33.424	77	1:00.256	2:33.730	46	1 LAP	2:40.287
33	1:20.332	2:40.357	33	1:37.165	2:43.483	114	1:20.119	2:37.714	30	1 LAP	2:53.033	42	1:10.877	2:34.830
57	1:21.554	2:39.798	57	1:37.778	2:42.874	37	1:30.004	3:27.619	42	1:03.344	2:34.503	8	1:22.223	2:31.142
6	1:27.159	2:40.759	6	1:41.507	2:40.998	9	1:46.686	2:39.292	8	1:18.378	2:32.294	114	1:28.105	2:33.999
4	1:27.672	2:40.518	11	1:43.715	2:41.653	38	1:47.263	2:38.974	114	1:21.403	2:34.034	37	1:29.666	2:28.788
11	1:28.712	2:42.941	4	1:44.398	2:43.376	33	1:49.976	2:41.387	37	1:28.175	2:30.921	24	1 LAP	3:48.611
40	1:30.268	2:37.183	40	1:44.839	2:41.221	57	1:50.560	2:41.358	38	1:55.138	2:40.625	139	1 LAP	4:03.506
32	1:31.962	2:39.632	32	1:45.374	2:40.062	32	1:56.699	2:39.901	57	1:56.449	2:38.639	45	2:10.578	3:43.109
23	1:34.974	2:39.205	23	1:51.708	2:43.384	40	1:57.156	2:40.893	32	2:04.252	2:40.303	32	2:15.602	2:38.647
43	1:35.450	2:40.046	43	1:53.335	2:44.535	23	2:04.131	2:40.999	40	2:04.727	2:40.321	40	2:15.857	2:38.427
124	1:41.574	2:52.268	124	1:58.862	2:43.938	4	2:06.726	2:50.904	23	2:09.054	2:37.673	23	2:17.893	2:36.136
1	1:43.945	2:40.449	46	2:04.575	2:46.007	43	2:07.890	2:43.131	43	2:15.393	2:40.253			
46	1:45.218	2:43.728	85	2:17.188	2:49.063	6	2:09.203	2:56.272	6	2:18.029	2:41.576			
85	1:54.775	2:47.103	14	1 LAP	2:51.010	124	2:11.857	2:41.571	124	2:18.377	2:39.270			
14	1 LAP	5:05.166	26	2:27.348	2:45.394	14	1 LAP	2:36.557	25	2:27.100	3:54.627			
26	2:08.604	2:44.752												
58	2:10.770	2:44.711												
5	2:13.349	2:46.649												
139	2:13.974	2:49.132												
24	2:14.830	2:46.941												

Weather/Track: Sun/Dry

www.mstworld.com

Page 2 of 4

Silverstone  
Circuit Length = 3.6490 miles.  
Start: 09:03 End: 09:54

Printed - 09:58 Sunday, 24 July 2011

# The Stirling Moss Trophy

## RACE 13 - LAP CHART - Silverstone - 22/23/24 July 2011

(contd.)

Lap 11			Lap 12			Lap 13			Lap 14			Lap 15		
No	Behind	Laptime	No	Behind	Laptime	No	Behind	Laptime	No	Behind	Laptime	No	Behind	Laptime
15		2:26.386	15		2:27.657	15		2:27.125	35		2:27.703	35		2:27.070
35	2.359	2:26.995	40	1 LAP	2:39.767	58	2 LAPS	4:01.691	8	1 LAP	2:36.095	22	1 LAP	2:33.287
10	2.724	2:26.710	42	1 LAP	3:45.215	35	3.654	2:28.503	42	1 LAP	2:34.107	45	1 LAP	2:32.375
124	1 LAP	2:42.483	35	2.276	2:27.574	70	1 LAP	4:02.375	1	1 LAP	2:29.439	8	1 LAP	2:34.906
17	7.893	2:27.890	23	1 LAP	2:39.187	26	2 LAPS	2:50.299	58	2 LAPS	2:49.744	1	1 LAP	2:29.225
14	2 LAPS	2:32.237	10	3.304	2:28.237	42	1 LAP	2:34.014	14	2 LAPS	2:33.855	42	1 LAP	2:32.509
1	1 LAP	2:29.400	17	8.172	2:27.936	17	9.330	2:28.283	139	2 LAPS	2:44.031	14	2 LAPS	2:32.668
25	1 LAP	2:38.026	85	2 LAPS	4:11.662	139	2 LAPS	2:44.610	23	1 LAP	2:39.466	23	1 LAP	2:39.038
30	2 LAPS	4:18.236	1	1 LAP	2:29.409	1	1 LAP	2:29.927	26	2 LAPS	2:52.096	58	2 LAPS	2:46.150
38	1 LAP	3:36.171	14	2 LAPS	2:32.941	23	1 LAP	2:40.295	114	1 LAP	2:35.964	139	2 LAPS	2:43.748
33	1 LAP	2:36.490	25	1 LAP	2:37.074	14	2 LAPS	2:32.650	70	1 LAP	3:00.268	114	1 LAP	2:33.997
58	1 LAP	2:46.581	38	1 LAP	2:31.997	20	2 LAPS	3:08.779	25	1 LAP	2:35.706	25	1 LAP	2:34.012
9	1 LAP	2:39.166	33	1 LAP	2:35.649	114	1 LAP	3:45.966	38	1 LAP	2:31.924	26	2 LAPS	2:44.478
4	1 LAP	2:36.191	30	2 LAPS	2:58.087	25	1 LAP	2:36.261	85	2 LAPS	2:53.352	38	1 LAP	2:31.563
70	57.586	2:31.015	133	1:04.160	2:29.990	85	2 LAPS	2:51.596	133	1:00.711	2:27.606	70	1 LAP	2:54.182
133	1:01.827	2:28.619	9	1 LAP	2:39.184	38	1 LAP	2:29.903	20	2 LAPS	3:07.436	133	1:02.608	2:28.967
71	1:06.715	3:26.199	4	1 LAP	2:38.800	33	1 LAP	2:34.807	33	1 LAP	2:35.820	15	1:06.328	2:26.622
5	1 LAP	2:49.900	71	1:13.127	2:34.069	133	1:04.462	2:27.427	15	1:06.776	3:38.133	33	1 LAP	2:34.150
77	1:12.004	2:32.365	77	1:16.751	2:32.404	4	1 LAP	2:35.105	71	1:20.809	2:33.131	32	2 LAPS	3:56.693
6	1 LAP	3:53.829	6	1 LAP	2:36.056	71	1:19.035	2:33.033	4	1 LAP	2:36.541	85	2 LAPS	2:51.407
46	1 LAP	2:37.547	57	2 LAPS	6:52.462	9	1 LAP	2:39.299	9	1 LAP	2:37.675	71	1:25.828	2:32.089
43	1 LAP	4:01.577	46	1 LAP	2:35.520	30	2 LAPS	2:54.860	37	1:28.982	2:27.378	5	3 LAPS	4:05.102
8	1:28.101	2:32.264	37	1:31.436	2:27.703	10	1:29.679	3:53.500	10	1:34.650	2:36.328	4	1 LAP	2:34.136
37	1:31.390	2:28.110	124	1 LAP	4:02.015	37	1:32.961	2:28.650	6	1 LAP	2:32.569	37	1:30.220	2:28.308
114	1:38.290	2:36.571	43	1 LAP	2:47.608	6	1 LAP	2:34.631	46	1 LAP	2:32.368	9	1 LAP	2:39.511
24	1 LAP	2:38.666	32	1 LAP	4:39.253	46	1 LAP	2:34.128	17	1:47.152	4:09.179	20	2 LAPS	3:08.712
26	1 LAP	3:54.094	24	1 LAP	2:37.224	40	1 LAP	4:04.762	57	2 LAPS	2:38.460	6	1 LAP	2:34.471
20	1 LAP	4:13.286	22	2:20.037	2:36.179	57	2 LAPS	2:39.866	30	2 LAPS	2:59.882	46	1 LAP	2:32.408
22	2:11.515	3:48.984	45	2:23.001	2:33.449	43	1 LAP	2:46.613	40	1 LAP	3:03.933	10	1:44.225	2:36.645
45	2:17.209	2:33.017	8	2:24.409	3:23.965	124	1 LAP	2:50.155	77	2:13.553	2:33.166	17	2:00.394	2:40.312
139	1 LAP	2:44.853				77	2:11.744	3:22.118	43	1 LAP	2:45.025	57	2 LAPS	2:40.352
						32	1 LAP	2:43.596	124	1 LAP	2:48.031	77	2:19.617	2:33.134
						24	1 LAP	2:40.051				30	2 LAPS	2:55.310
						5	2 LAPS	6:06.040						
						22	2:26.387	2:33.475						
						45	2:27.888	2:32.012						

Weather/Track: Sun/Dry

www.mstworld.com

Page 3 of 4

Silverstone  
Circuit Length = 3.6490 miles.  
Start: 09:03 End: 09:54

Printed - 09:58 Sunday, 24 July 2011

# The Stirling Moss Trophy

## RACE 13 - LAP CHART - Silverstone - 22/23/24 July 2011

(contd.)

Lap 16			Lap 17			Lap 18			Lap 19			Lap 20		
No	Behind	Laptime	No	Behind	Laptime	No	Behind	Laptime	No	Behind	Laptime	No	Behind	Laptime
35		2:26.785	35		2:27.140	35		2:26.909	35		2:30.019	15		2:27.043
43	2 LAPS	2:44.468	22	1 LAP	2:31.787	22	1 LAP	2:31.278	77	1 LAP	2:31.752	38	1 LAP	2:32.001
22	1 LAP	2:32.746	45	1 LAP	2:31.963	45	1 LAP	2:31.215	85	3 LAPS	2:48.001	133	8.863	2:29.706
45	1 LAP	2:32.867	1	1 LAP	2:28.626	1	1 LAP	2:28.032	17	1 LAP	2:37.759	35	9.191	3:37.486
124	2 LAPS	2:47.453	43	2 LAPS	2:39.865	43	2 LAPS	2:41.668	5	4 LAPS	2:46.924	114	1 LAP	2:35.407
1	1 LAP	2:27.628	30	3 LAPS	2:55.239	8	1 LAP	2:36.183	57	3 LAPS	2:38.302	25	1 LAP	2:34.301
8	1 LAP	2:34.882	8	1 LAP	2:34.693	42	1 LAP	2:34.079	23	2 LAPS	2:39.500	1	1 LAP	3:28.169
42	1 LAP	2:32.552	42	1 LAP	2:32.063	20	3 LAPS	3:09.521	1	1 LAP	2:28.387	37	28.041	2:27.732
40	2 LAPS	3:09.481	124	2 LAPS	2:45.959	14	2 LAPS	2:31.599	45	1 LAP	2:31.957	124	3 LAPS	5:38.846
14	2 LAPS	2:32.322	14	2 LAPS	2:31.365	30	3 LAPS	2:53.828	22	1 LAP	2:33.147	71	45.027	2:32.416
114	1 LAP	2:32.031	114	1 LAP	2:33.218	124	2 LAPS	2:44.351	42	1 LAP	2:34.476	30	3 LAPS	2:59.548
25	1 LAP	2:33.402	25	1 LAP	2:33.364	114	1 LAP	2:32.920	8	1 LAP	2:36.360	33	1 LAP	2:39.070
38	1 LAP	2:31.168	38	1 LAP	2:30.924	25	1 LAP	2:33.518	43	2 LAPS	2:39.733	20	3 LAPS	3:06.034
139	2 LAPS	2:42.948	133	1:03.029	2:27.173	38	1 LAP	2:30.286	14	2 LAPS	2:32.407	139	2 LAPS	2:41.778
58	2 LAPS	2:47.480	15	1:03.728	2:25.473	15	1:01.828	2:25.009	15	1:01.252	2:29.443	14	2 LAPS	3:43.334
133	1:02.996	2:27.173	40	2 LAPS	3:10.145	133	1:08.996	2:32.876	114	1 LAP	2:34.184	4	1 LAP	2:34.626
26	2 LAPS	2:46.010	139	2 LAPS	2:42.077	139	2 LAPS	2:43.136	38	1 LAP	2:33.142	26	2 LAPS	2:43.907
15	1:05.395	2:25.852	58	2 LAPS	2:46.989	37	1:31.213	2:27.284	25	1 LAP	2:34.777	58	2 LAPS	2:46.669
33	1 LAP	2:35.196	26	2 LAPS	2:44.790	33	1 LAP	2:35.720	133	1:07.452	2:28.475	46	1 LAP	2:36.049
70	1 LAP	2:51.410	33	1 LAP	2:34.940	71	1:38.359	2:32.201	20	3 LAPS	3:07.080	6	1 LAP	2:33.840
32	2 LAPS	2:39.216	37	1:30.838	2:27.247	58	2 LAPS	2:46.368	30	3 LAPS	2:56.913	32	2 LAPS	2:40.484
71	1:29.422	2:30.379	71	1:33.067	2:30.785	26	2 LAPS	2:46.394	37	1:28.604	2:27.410	10	1:26.489	2:35.856
37	1:30.731	2:27.296	32	2 LAPS	2:41.561	40	2 LAPS	3:08.836	33	1 LAP	2:34.848	9	1 LAP	2:37.896
4	1 LAP	2:35.233	4	1 LAP	2:35.749	4	1 LAP	2:35.254	139	2 LAPS	2:42.742	77	1:31.607	2:28.752
85	2 LAPS	2:51.496	70	1 LAP	2:51.688	32	2 LAPS	2:40.023	71	1:40.906	2:32.566	17	1:48.628	2:35.947
6	1 LAP	2:34.378	46	1 LAP	2:32.767	46	1 LAP	2:34.239	58	2 LAPS	2:44.683	57	2 LAPS	2:35.791
9	1 LAP	2:39.058	6	1 LAP	2:34.268	6	1 LAP	2:34.349	26	2 LAPS	2:44.664	23	1 LAP	2:36.973
46	1 LAP	2:34.992	9	1 LAP	2:38.237	10	2:11.314	2:35.837	4	1 LAP	2:34.785	45	1:56.199	2:33.234
10	1:54.132	2:36.692	10	2:02.386	2:35.394	9	1 LAP	2:38.070	46	1 LAP	2:33.373	22	1:58.844	2:33.526
5	3 LAPS	2:54.407	85	2 LAPS	2:50.271	70	1 LAP	2:54.496	6	1 LAP	2:35.289	70	1 LAP	2:53.281
17	2:11.594	2:37.985	5	3 LAPS	2:47.515				32	2 LAPS	2:47.311	5	3 LAPS	2:44.973
57	2 LAPS	2:37.996	17	2:23.935	2:39.481				10	2:18.928	2:37.633	85	2 LAPS	2:48.633
23	1 LAP	4:05.687	23	1 LAP	2:36.721				9	1 LAP	2:38.658	40	2 LAPS	3:11.489
20	2 LAPS	3:07.452	57	2 LAPS	2:40.616				77	2:31.150	2:30.590	8	2:19.629	2:33.432
77	2:23.202	2:30.370	77	2:25.736	2:29.674				40	2 LAPS	3:12.299	42	2:32.448	2:36.409
									17	2:40.976	2:36.210	43	1 LAP	2:41.656
									70	1 LAP	2:54.200			
									57	2 LAPS	2:35.736			
									23	1 LAP	2:36.462			
									5	3 LAPS	2:44.354			
									45	2:51.260	2:32.275			
									85	2 LAPS	2:52.475			
									22	2:53.613	2:34.261			
									8	3:14.492	2:33.369			
									42	3:24.334	2:44.890			
									43	1 LAP	2:41.184			

# E-type Challenge

## RACE 11 - QUALIFYING - Silverstone - 22/23/24 July 2011

POS	NO	CL	DRIVER(S)	CAR	TIME	LAPS	GAP	MPH
1	33	A	Minshaw	Jaguar E-Type	2:26.393	4		89.73
2	48	A	Wilson/Buncombe	Jaguar E-Type	2:27.740	12	1.347	88.91
3	7	A	Graf Von Oeynhausen	Jaguar E-Type	2:27.756	11	1.363	88.90
4	80	A	Watson/O'Connell	Jaguar E-Type	2:28.819	10	2.426	88.27
5	46	A	Welch	Jaguar E-Type	2:29.113	9	2.720	88.09
6	38	A	Skipworth/Skipworth	Jaguar E-Type	2:29.248	11	2.855	88.01
7	55	A	Melling	Jaguar E-Type	2:29.681	11	3.288	87.76
8	63	A	Bussell/Coyne	Jaguar E-Type	2:29.720	12	3.327	87.74
9	94	A	Pearson	Jaguar E-Type	2:30.399	11	4.006	87.34
10	47	A	Scragg/Bussell	Jaguar E-Type	2:30.607	12	4.214	87.22
11	53	A	Pearson	Jaguar E-Type	2:31.335	11	4.942	86.80
12	40	A	Smith	Jaguar E-Type	2:31.421	8	5.028	86.75
13	8	A	Clark	Jaguar E-Type	2:31.677	9	5.284	86.60
14	35	A	Rossi Di Montclerr	Jaguar E-Type	2:32.289	11	5.896	86.26
15	83	A	Tate/Lawson	Jaguar E-Type	2:32.552	11	6.159	86.11
16	50	A	Webb/Cunnigham	Jaguar E-Type	2:33.547	7	7.154	85.55
17	44	A	Osbourne/Wilson	Jaguar E-Type	2:33.556	11	7.163	85.54
18	43	A	Traber	Jaguar E-Type	2:34.526	11	8.133	85.01
19	32	A	Adams/Jardine	Jaguar E-Type	2:35.745	10	9.352	84.34
20	24	A	Clubb	Jaguar E-Type	2:36.760	3	10.367	83.79
21	10	A	Dee-Crowne	Jaguar E-Type	2:37.007	10	10.614	83.66
22	39	A	Smith	Jaguar E-Type	2:37.362	11	10.969	83.47
23	70	A	Ely/Thornton	Jaguar E-Type	2:37.380	10	10.987	83.46
24	14	A	Finckenstein	Jaguar E-Type	2:37.400	11	11.007	83.45
25	92	A	Ditheridge/Harper	Jaguar E-Type	2:37.501	10	11.108	83.40
26	45	A	Vorkoper	Jaguar E-Type	2:38.410	9	12.017	82.92
27	81	B	Hughes/Cleland	Jaguar E-Type	2:39.008	11	12.615	82.61
28	73	A	Sugden	Jaguar E-Type	2:39.105	10	12.712	82.56
29	18	B	Bronson/Clark	Jaguar E-Type	2:39.108	7	12.715	82.56
30	36	A	Russell	Jaguar E-Type	2:39.629	10	13.236	82.29
31	59	A	Mahmoud	Jaguar E-Type	2:40.187	11	13.794	82.00
32	12	A	Bull	Jaguar E-Type	2:40.240	11	13.847	81.98
33	31	A	Nolte	Jaguar E-Type	2:40.459	11	14.066	81.86
34	90	A	Newman/Newman	Jaguar E-Type	2:40.710	10	14.317	81.74
35	87	A	Farrell	Jaguar E-Type	2:40.880	9	14.487	81.65
36	34	B	Minshaw	Jaguar E-Type	2:40.903	9	14.510	81.64
37	49	A	Zoomers	Jaguar E-Type	2:41.121	10	14.728	81.53
38	62	A	Harris	Jaguar E-Type	2:41.330	11	14.937	81.42
39	17	A	Gate	Jaguar E Type	2:41.552	10	15.159	81.31
40	21	A	McCaffrey	Jaguar E-Type	2:41.692	7	15.299	81.24
41	82	A	Edge/Carpenter	Jaguar E-Type	2:41.992	10	15.599	81.09
42	25	B	Burton	Jaguar E-Type	2:42.463	6	16.070	80.85
43	9	B	Cope/Pearce	Jaguar E-Type	2:43.801	9	17.408	80.19
44	22	A	Gomm/Keith-Lucas	Jaguar E-Type	2:44.188	10	17.795	80.00
45	15	A	Castaldini	Jaguar E-Type	2:45.092	6	18.699	79.57
46	20	B	O'Shea/Hall	Jaguar E-Type	2:45.534	9	19.141	79.35
47	30	A	McKay	Jaguar E-Type	2:46.081	11	19.688	79.09
48	6	A	Louisoder	Jaguar E-Type	2:47.038	11	20.645	78.64
49	41	B	Quinn	Jaguar E-Type	2:50.956	10	24.563	76.84
50	67	A	Wilhelm/Grandidier	Jaguar E-Type	2:51.507	2	25.114	76.59
51	60	A	Lanfranchi	Jaguar E-Type	2:54.940	7	28.547	75.09
52	71	B	Jonsson	Jaguar E-Type	3:02.784	10	36.391	71.86

Cars 25, 33, 35, 39, 41, 46, 50, 83 REQUIRE WORKING TRANSPONDERS.

Weather/Track: Bright/Dry. Car 93 completed 2 laps into the pits.

These results are provisional until the conclusion of any judicial and technical matters.

Silverstone

Circuit Length = 3.6490 miles.

Start: 13:54 End: 14:24

Clerk of the Course:

Timekeeper:

## E-type Challenge

### RACE 11 - QUALIFYING LAP ANALYSIS - Silverstone - 22/23/24 July 2011

<b>6</b>	<b>Louisoder</b>	Jaguar E-Type
1 - X:00.000	6 - 2:50.002	11 - 2:48.320
2 - 2:50.998	7 - 2:49.234	
3 - 2:51.258	8 - 2:49.707	
4 - 2:50.601	9 - 2:48.138	
5 - 2:47.712	10 - <b>2:47.038</b>	
<b>7</b>	<b>Graf Von Oeynhausen</b>	Jaguar E-Type
1 - X:00.000	6 - 2:33.329	11 - <b>2:27.756</b>
2 - 2:45.163	7 - 2:32.274	
3 - 2:33.371	8 - 2:31.345	
4 - 2:33.112P	9 - 2:30.892	
5 - 4:01.259	10 - 2:29.633	
<b>8</b>	<b>Clark</b>	Jaguar E-Type
1 - X:00.000	6 - 6:45.101	
2 - 2:32.657	7 - 2:33.403	
3 - <b>2:31.677</b>	8 - 2:32.309	
4 - 2:35.168	9 - 2:40.229P	
5 - 2:33.496P		
<b>9</b>	<b>Cope/Pearce</b>	Jaguar E-Type
1 - X:00.000	6 - 5:01.234	
2 - 2:52.814	7 - 2:49.877	
3 - 2:45.263	8 - 2:48.854	
4 - <b>2:43.801</b>	9 - 3:25.641	
5 - 2:48.342P		
<b>10</b>	<b>Dee-Crowne</b>	Jaguar E-Type
1 - X:00.000	6 - 4:27.798	
2 - 3:00.917	7 - 2:41.081	
3 - 3:00.516	8 - 2:40.068	
4 - 2:55.728	9 - 2:39.504	
5 - 3:06.274P	10 - <b>2:37.007</b>	
<b>12</b>	<b>Bull</b>	Jaguar E-Type
1 - X:00.000	6 - 2:41.978	11 - 2:51.488P
2 - 2:41.768	7 - 2:41.532	
3 - 2:43.567	8 - 2:41.134	
4 - 2:40.383	9 - <b>2:40.240</b>	
5 - 2:41.081	10 - 2:41.627	
<b>14</b>	<b>Finckenstein</b>	Jaguar E-Type
1 - X:00.000	6 - 2:41.038	11 - 2:39.087
2 - 2:43.480	7 - 2:40.694	
3 - 2:44.351	8 - 2:38.333	
4 - 2:46.668	9 - 2:37.986	
5 - 2:40.198	10 - <b>2:37.400</b>	

Cars 33, 35, 39, 41, 46, 50, 83 REQUIRE WORKING TRANSPONDERS.  
Weather/Track: Bright/Dry. CAR 25 INTERMITTENT TRANSPONDER.

Silverstone  
Circuit Length = 3.6490 miles.  
Start: 13:54 End: 14:24

## E-type Challenge

### RACE 11 - QUALIFYING LAP ANALYSIS - Silverstone - 22/23/24 July 2011

(contd.)

<b>15</b>	<b>Castaldini</b>	Jaguar E-Type
1 - X:00.000	6 - 3:13.609P	
2 - 2:49.007		
3 - <b>2:45.092</b>		
4 - 2:45.515		
5 - 2:51.317		
<b>17</b>	<b>Gate</b>	Jaguar E Type
1 - X:00.000	6 - 2:44.450	
2 - 2:45.134	7 - 2:50.121P	
3 - 2:44.106	8 - 5:21.957	
4 - 2:45.321	9 - 2:43.637	
5 - <b>2:41.552</b>	10 - 2:47.454P	
<b>18</b>	<b>Bronson/Clark</b>	Jaguar E-Type
1 - X:00.000	6 - 2:50.196	
2 - <b>2:39.108</b>	7 - 2:50.567P	
3 - 2:41.100		
4 - 2:39.842		
5 - 2:40.598		
<b>20</b>	<b>O'Shea/Hall</b>	Jaguar E-Type
1 - X:00.000	6 - 5:12.892	
2 - 2:56.543	7 - 2:48.076	
3 - 2:57.958	8 - 2:47.012	
4 - 2:53.310	9 - <b>2:45.534</b>	
5 - 2:56.074P		
<b>21</b>	<b>McCaffrey</b>	Jaguar E-Type
1 - X:00.000	6 - 2:44.705	
2 - 2:43.640	7 - 3:13.347P	
3 - 2:44.211		
4 - 2:41.843		
5 - <b>2:41.692</b>		
<b>22</b>	<b>Gomm/Keith-Lucas</b>	Jaguar E-Type
1 - X:00.000	6 - 5:07.005	
2 - 2:50.963	7 - 2:54.070	
3 - 2:53.182	8 - 2:53.183	
4 - 2:50.860	9 - 2:45.955	
5 - 2:55.091P	10 - <b>2:44.188</b>	
<b>24</b>	<b>Clubb</b>	Jaguar E-Type
1 - X:00.000		
2 - <b>2:36.760</b>		
3 - 2:42.040		

Cars 33, 35, 39, 41, 46, 50, 83 REQUIRE WORKING TRANSPONDERS.  
Weather/Track: Bright/Dry. CAR 25 INTERMITTENT TRANSPONDER.

## E-type Challenge

### RACE 11 - QUALIFYING LAP ANALYSIS - Silverstone - 22/23/24 July 2011

(contd.)

<b>25</b>	<b>Burton</b>	Jaguar E-Type
1 - X:00.000	6 - 3:01.572P	
2 - 2:43.256		
3 - <b>2:42.463</b>		
4 - 2:44.042		
5 - 2:43.663		
<b>30</b>	<b>McKay</b>	Jaguar E-Type
1 - X:00.000	6 - 2:50.834	11 - <b>2:46.081</b>
2 - 2:52.091	7 - 2:46.651	
3 - 2:50.979	8 - 2:47.592	
4 - 2:52.668	9 - 2:47.080	
5 - 2:51.183	10 - 2:46.707	
<b>31</b>	<b>Nolte</b>	Jaguar E-Type
1 - X:00.000	6 - 2:45.398	11 - <b>2:40.459</b>
2 - 2:52.697	7 - 2:45.718	
3 - 2:47.877	8 - 2:45.256	
4 - 2:46.139	9 - 2:42.043	
5 - 2:43.374	10 - 2:43.117	
<b>32</b>	<b>Adams/Jardine</b>	Jaguar E-Type
1 - X:00.000	6 - 2:40.024	
2 - 2:37.272	7 - 2:39.381	
3 - <b>2:35.745</b>	8 - 2:37.348	
4 - 2:51.339P	9 - 2:36.399	
5 - 5:47.337	10 - 2:36.031	
<b>33</b>	<b>Minshaw</b>	Jaguar E-Type
1 - X:00.000		
2 - <b>2:26.393</b>		
3 - 2:31.136		
4 - 2:40.904P		
<b>34</b>	<b>Minshaw</b>	Jaguar E-Type
1 - X:00.000	6 - 2:43.830	
2 - <b>2:40.903</b>	7 - 2:43.188	
3 - 2:42.240	8 - 2:47.470	
4 - 2:41.429	9 - 2:52.500P	
5 - 2:43.616		
<b>35</b>	<b>Rossi Di Montclerr</b>	Jaguar E-Type
1 - X:00.000	6 - 2:33.265	11 - 3:05.204P
2 - 5:10.989	7 - <b>2:32.289</b>	
3 - 2:36.236	8 - 2:32.553	
4 - 2:33.321	9 - 2:34.547	
5 - 2:33.446	10 - 2:34.585	

Cars 33, 35, 39, 41, 46, 50, 83 REQUIRE WORKING TRANSPONDERS.  
Weather/Track: Bright/Dry. CAR 25 INTERMITTENT TRANSPONDER.

Silverstone  
Circuit Length = 3.6490 miles.  
Start: 13:54 End: 14:24

## E-type Challenge

### RACE 11 - QUALIFYING LAP ANALYSIS - Silverstone - 22/23/24 July 2011

(contd.)

<b>36</b>	<b>Russell</b>	Jaguar E-Type
1 - X:00.000	6 - 6:08.974	
2 - 2:40.584	7 - <b>2:39.629</b>	
3 - 2:41.443	8 - 2:40.641	
4 - 2:41.703	9 - 2:41.201	
5 - 2:55.057P	10 - 2:42.760	
<b>38</b>	<b>Skipworth/Skipworth</b>	Jaguar E-Type
1 - X:00.000	6 - 2:31.981P	11 - 2:39.017
2 - 2:31.394	7 - 4:05.039	
3 - 2:29.675	8 - 2:45.812	
4 - 2:30.061	9 - 2:39.336	
5 - <b>2:29.248</b>	10 - 2:39.206	
<b>39</b>	<b>Smith</b>	Jaguar E-Type
1 - X:00.000	6 - 2:39.080	11 - 2:39.525
2 - 2:42.084	7 - 2:42.505	
3 - 2:44.716	8 - 2:41.496	
4 - 2:37.863	9 - 2:40.618	
5 - 2:40.706	10 - <b>2:37.362</b>	
<b>40</b>	<b>Smith</b>	Jaguar E-Type
1 - X:00.000	6 - 2:32.489	
2 - 2:37.184	7 - 2:31.792	
3 - 2:31.783	8 - 2:37.417P	
4 - 2:32.751		
5 - <b>2:31.421</b>		
<b>41</b>	<b>Quinn</b>	Jaguar E-Type
1 - X:00.000	6 - 4:46.483	
2 - 2:56.433	7 - 2:56.569	
3 - 2:56.972	8 - <b>2:50.956</b>	
4 - 2:52.664	9 - 2:51.508	
5 - 2:56.744P	10 - 3:28.723	
<b>43</b>	<b>Traber</b>	Jaguar E-Type
1 - X:00.000	6 - 2:37.062	11 - 2:35.358
2 - 2:38.954	7 - 2:38.058	
3 - 2:40.190	8 - 2:34.882	
4 - 2:39.314	9 - 2:34.539	
5 - 2:37.360	10 - <b>2:34.526</b>	
<b>44</b>	<b>Osbourne/Wilson</b>	Jaguar E-Type
1 - X:00.000	6 - 4:05.380	11 - 2:40.993
2 - 2:36.460	7 - 2:43.020	
3 - <b>2:33.556</b>	8 - 2:39.398	
4 - 2:34.346	9 - 2:40.663	
5 - 2:34.589P	10 - 2:39.791	

Cars 33, 35, 39, 41, 46, 50, 83 REQUIRE WORKING TRANSPONDERS.  
Weather/Track: Bright/Dry. CAR 25 INTERMITTENT TRANSPONDER.

Silverstone  
Circuit Length = 3.6490 miles.  
Start: 13:54 End: 14:24



## E-type Challenge

### RACE 11 - QUALIFYING LAP ANALYSIS - Silverstone - 22/23/24 July 2011

(contd.)

<b>45</b>	<b>Vorkoper</b>	Jaguar E-Type
1 - X:00.000	6 - 2:49.758	
2 - 2:44.670	7 - 2:56.335	
3 - 2:40.990	8 - 3:05.004	
4 - <b>2:38.410</b>	9 - 2:57.793P	
5 - 2:39.991		
<b>46</b>	<b>Welch</b>	Jaguar E-Type
1 - X:00.000	6 - 2:29.847	
2 - <b>2:29.113</b>	7 - 2:43.010P	
3 - 2:31.458	8 - X:00.000	
4 - 2:29.183	9 - 2:33.041	
5 - 2:31.184		
<b>47</b>	<b>Scragg/Bussell</b>	Jaguar E-Type
1 - X:00.000	6 - 2:44.474P	11 - 2:30.864
2 - 2:36.724	7 - 3:49.115	12 - 2:44.256P
3 - 2:37.172	8 - 2:32.953	
4 - 2:36.385	9 - 2:30.716	
5 - 2:34.471	10 - <b>2:30.607</b>	
<b>48</b>	<b>Wilson/Buncombe</b>	Jaguar E-Type
1 - X:00.000	6 - 4:16.011	11 - 2:31.069
2 - <b>2:27.740</b>	7 - 2:32.108	12 - 2:42.646P
3 - 2:28.590	8 - 2:31.861	
4 - 2:31.926	9 - 2:31.593	
5 - 2:31.406P	10 - 2:31.522	
<b>49</b>	<b>Zoomers</b>	Jaguar E-Type
1 - X:00.000	6 - 2:44.686	
2 - 2:48.700	7 - 2:43.469	
3 - 2:48.495	8 - 2:41.317	
4 - 2:44.920	9 - <b>2:41.121</b>	
5 - 2:46.804	10 - 3:10.794P	
<b>50</b>	<b>Webb/Cunnigham</b>	Jaguar E-Type
1 - X:00.000	6 - <b>2:33.547</b>	
2 - 2:44.347	7 - 2:46.571P	
3 - 2:49.250P		
4 - 4:45.313		
5 - 2:33.921		
<b>53</b>	<b>Pearson</b>	Jaguar E-Type
1 - X:00.000	6 - 2:53.940P	11 - 2:31.617
2 - 2:32.239	7 - 6:21.508	
3 - 2:32.576	8 - 2:33.464	
4 - 2:34.547	9 - 2:33.557	
5 - <b>2:31.335</b>	10 - 2:31.514	

Cars 33, 35, 39, 41, 46, 50, 83 REQUIRE WORKING TRANSPONDERS.  
Weather/Track: Bright/Dry. CAR 25 INTERMITTENT TRANSPONDER.

## E-type Challenge

### RACE 11 - QUALIFYING LAP ANALYSIS - Silverstone - 22/23/24 July 2011

(contd.)

<b>55</b>	<b>Melling</b>	Jaguar E-Type
1 - X:00.000	6 - 2:39.546P	11 - 2:40.239
2 - 2:34.304	7 - 4:31.992	
3 - 2:30.555	8 - 2:42.857	
4 - 2:36.367	9 - 2:42.813	
5 - <b>2:29.681</b>	10 - 2:41.689	
<b>59</b>	<b>Mahmoud</b>	Jaguar E-Type
1 - X:00.000	6 - 2:49.776	11 - <b>2:40.187</b>
2 - 2:40.286	7 - 2:47.163	
3 - 2:40.284	8 - 2:49.166	
4 - 2:45.109P	9 - 2:42.900	
5 - 4:40.277	10 - 2:41.209	
<b>60</b>	<b>Lanfranchi</b>	Jaguar E-Type
1 - X:00.000	6 - <b>2:54.940</b>	
2 - 3:08.376	7 - 2:57.593P	
3 - 3:13.404		
4 - 3:16.988P		
5 - 4:30.602		
<b>62</b>	<b>Harris</b>	Jaguar E-Type
1 - X:00.000	6 - 2:46.156	11 - <b>2:41.330</b>
2 - 2:53.921	7 - 2:43.013	
3 - 2:49.970	8 - 2:42.128	
4 - 2:50.285	9 - 2:43.089	
5 - 2:48.968	10 - 2:41.663	
<b>63</b>	<b>Bussell/Coyne</b>	Jaguar E-Type
1 - X:00.000	6 - 4:11.151	11 - 2:31.219
2 - 2:30.210	7 - 2:31.745	12 - 2:36.996
3 - 2:33.331	8 - 2:30.719	
4 - 2:31.894	9 - <b>2:29.720</b>	
5 - 2:33.281P	10 - 2:53.670	
<b>67</b>	<b>Wilhelm/Grandidier</b>	Jaguar E-Type
1 - X:00.000		
2 - <b>2:51.507</b>		
<b>70</b>	<b>Ely/Thornton</b>	Jaguar E-Type
1 - X:00.000	6 - 4:50.596	
2 - 2:40.328	7 - 2:41.002	
3 - 2:40.680	8 - 2:37.434	
4 - 2:39.525	9 - <b>2:37.380</b>	
5 - 2:55.677P	10 - 2:40.104	

Cars 33, 35, 39, 41, 46, 50, 83 REQUIRE WORKING TRANSPONDERS.  
Weather/Track: Bright/Dry. CAR 25 INTERMITTENT TRANSPONDER.

Silverstone  
Circuit Length = 3.6490 miles.  
Start: 13:54 End: 14:24

## E-type Challenge

### RACE 11 - QUALIFYING LAP ANALYSIS - Silverstone - 22/23/24 July 2011

(contd.)

<b>71</b>	<b>Jonsson</b>	Jaguar E-Type
1 - X:00.000	6 - 3:12.255	
2 - 3:14.132	7 - 3:05.944	
3 - 3:12.130	8 - <b>3:02.784</b>	
4 - 3:11.527	9 - 3:06.442	
5 - 3:10.604	10 - 3:22.061P	
<b>73</b>	<b>Sugden</b>	Jaguar E-Type
1 - X:00.000	6 - 2:41.700P	
2 - 2:45.871	7 - 4:34.284	
3 - 2:40.465	8 - 2:39.984	
4 - 2:41.376	9 - 2:39.366	
5 - 2:40.201	10 - <b>2:39.105</b>	
<b>80</b>	<b>Watson/O'Connell</b>	Jaguar E-Type
1 - X:00.000	6 - 2:29.082	
2 - 2:32.080P	7 - 3:10.461	
3 - 5:36.385P	8 - <b>2:28.819</b>	
4 - 3:59.323	9 - 2:29.709	
5 - 2:29.106	10 - 2:29.622	
<b>81</b>	<b>Hughes/Cleland</b>	Jaguar E-Type
1 - X:00.000	6 - 4:23.740	11 - 2:42.132
2 - 2:41.668	7 - 2:39.422	
3 - 2:40.023	8 - 2:44.027	
4 - <b>2:39.008</b>	9 - 2:40.067	
5 - 2:44.195P	10 - 2:40.748	
<b>82</b>	<b>Edge/Carpenter</b>	Jaguar E-Type
1 - X:00.000	6 - 2:49.115P	
2 - 2:51.303	7 - 4:23.721	
3 - 2:54.511	8 - 2:43.031	
4 - 2:46.347	9 - <b>2:41.992</b>	
5 - 2:50.954	10 - 2:43.161	
<b>83</b>	<b>Tate/Lawson</b>	Jaguar E-Type
1 - X:00.000	6 - 2:42.517P	11 - <b>2:32.552</b>
2 - 2:40.929	7 - 4:03.813	
3 - 2:37.672	8 - 2:36.064	
4 - 2:34.991	9 - 2:32.630	
5 - 2:41.742	10 - 2:33.860	
<b>87</b>	<b>Farrell</b>	Jaguar E-Type
1 - X:00.000	6 - 6:06.378	
2 - 2:54.869	7 - <b>2:40.880</b>	
3 - 2:49.261P	8 - 2:44.007	
4 - 3:45.962	9 - 2:41.546	
5 - 2:49.115P		

Cars 33, 35, 39, 41, 46, 50, 83 REQUIRE WORKING TRANSPONDERS.  
Weather/Track: Bright/Dry. CAR 25 INTERMITTENT TRANSPONDER.

Silverstone  
Circuit Length = 3.6490 miles.  
Start: 13:54 End: 14:24

## E-type Challenge

### RACE 11 - QUALIFYING LAP ANALYSIS - Silverstone - 22/23/24 July 2011

(contd.)

<b>90</b>	<b>Newman/Newman</b>	Jaguar E-Type
1 - X:00.000	6 - 2:47.825	
2 - 3:09.916	7 - 2:46.634	
3 - 3:09.419	8 - 2:45.435	
4 - 3:06.628P	9 - 2:43.319	
5 - 4:27.363	10 - <b>2:40.710</b>	
<b>92</b>	<b>Ditheridge/Harper</b>	Jaguar E-Type
1 - X:00.000	6 - 3:02.218P	
2 - 2:55.355	7 - 4:16.614	
3 - 2:50.569	8 - 2:39.264	
4 - 2:46.919	9 - 2:39.545	
5 - 2:53.893	10 - <b>2:37.501</b>	
<b>93</b>	<b>Monteverde</b>	Jaguar E-Type
1 - X:00.000P		
2 - 6:47.224P		
<b>94</b>	<b>Pearson</b>	Jaguar E-Type
1 - X:00.000	6 - 2:41.406P	11 - <b>2:30.399</b>
2 - 2:33.831	7 - 5:17.126	
3 - 2:33.423	8 - 2:32.634	
4 - 2:34.843	9 - 2:31.688	
5 - 2:30.824	10 - 2:30.473	

Cars 33, 35, 39, 41, 46, 50, 83 REQUIRE WORKING TRANSPONDERS.  
Weather/Track: Bright/Dry. CAR 25 INTERMITTENT TRANSPONDER.

# E-type Challenge

## RACE 11 - GRID - Silverstone - 22/23/24 July 2011

ROW  
27  
ROW  
26  
ROW  
25  
ROW  
24  
ROW  
23  
ROW  
22  
ROW  
21  
ROW  
20  
ROW  
19  
ROW  
18  
ROW  
17  
ROW  
16  
ROW  
15  
ROW  
14  
ROW  
13  
ROW  
12  
ROW  
11  
ROW  
10  
ROW  
9  
ROW  
8  
ROW  
7  
ROW  
6  
ROW  
5  
ROW  
4  
ROW  
3  
ROW  
2  
ROW  
1

71	Jonsson	93	Monteverde
67	Wilhelm/Grandier	60	Lanfranchi
6	Louisoder	41	Quinn
20	O'Shea/Hall	30	McKay
22	Gomm/Keith-Lucas	15	Castaldini
25	Burton	9	Cope/Pearce
21	McCaffrey	82	Edge/Carpenter
62	Harris	17	Gate
34	Minshaw	49	Zoomers
90	Newman/Newman	87	Farrell
12	Bull	31	Nolte
36	Russell	59	Mahmoud
73	Sugden	18	Bronson/Clark
45	Vorkoper	81	Hughes/Cleland
14	Finckenstein	92	Ditheridge/Harper
39	Smith	70	Ely/Thornton
24	Clubb	10	Dee-Crowne
43	Traber	32	Adams/Jardine
50	Webb/Cunnigham	44	Osbourne/Wilson
35	Rossi Di Montclerr	83	Tate/Lawson
40	Smith	8	Clark
47	Scragg/Bussell	53	Pearson
63	Bussell/Coyne	94	Pearson
38	Skipworth/Skipworth	55	Melling
80	Watson/O'Connell	46	Welch
48	Wilson/Buncombe	7	Graf Von Oeynhausen
		33	Minshaw

POLE

Cars 33, 35, 39, 41, 46, 50, 83 REQUIRE WORKING TRANSPONDERS.  
Weather/Track: Bright/Dry. CAR 25 INTERMITTENT TRANSPONDER.  
These results are provisional until the conclusion of any judicial and technical matters.

Silverstone  
Circuit Length = 3.6490 miles.  
Start: 13:54 End: 14:24

Clerk of the Course:

Timekeeper:

# E-type Challenge

## RACE 11 - CLASSIFICATION - AMENDED - Silverstone - 22/23/24 July 2011

POS	NO	CL	DRIVER(S)	CAR	TIME	LAPS	GAP	MPH	BEST
1	33	A	Jon MINSHAW	Jaquar E-Type	32:18.093	13		87.95	2:27.245
2	48	A	Alex BUNCOMBE	Jaquar E-Type	32:21.748	13	3.655	87.79	2:27.784
3	38	A	Graeme DODD	Jaquar E-Type	32:25.983	13	7.890	87.60	2:27.926
4	55	A	Jason MINSHAW	Jaquar E-Type	32:34.739	13	16.646	87.20	2:28.662
5	46	A	Jeremy WELCH	Jaquar E-Type	32:35.590	13	17.497	87.17	2:28.440
6	94	A	Gary PEARSON	Jaquar E-Type	32:43.067	13	24.974	86.83	2:27.803
7	40	A	Andrew SMITH	Jaquar E-Type	33:03.634	13	45.541	85.93	2:30.877
8	63	A	John BUSSELL	Jaquar E-Type	33:08.472	13	50.379	85.73	2:31.135
9	53	A	John PEARSON	Jaquar E-Type	33:12.333	13	54.240	85.56	2:30.820
10	35	A	M ROSSI DI MONTCLERR	Jaquar E-Type	33:13.306	13	55.213	85.52	2:31.949
11	8	A	John CLARK	Jaquar E-Type	33:22.231	13	1:04.138	85.14	2:31.500
12	47	A	Christopher SCRAGG	Jaquar E-Type	34:00.084	13	1:41.991	83.56	2:35.462
13	83	A	Simon TATE	Jaquar E-Type	34:07.359	13	1:49.266	83.26	2:32.525
14	24	A	Mark CLUBB	Jaquar E-Type	34:10.859	13	1:52.766	83.12	2:33.485
15	43	A	Chistian TRABER	Jaquar E-Type	34:13.818	13	1:55.725	83.00	2:36.036
16	92	A	John HARPER	Jaquar E-Type	34:14.653	13	1:56.560	82.96	2:35.579
17	70	A	Les ELY	Jaquar E-Type	34:43.615	13	2:25.522	81.81	2:37.110
18	39	A	Roderick SMITH	Jaquar E-Type	34:44.183	13	2:26.090	81.79	2:38.065
19	14	A	Joachim FINCKENSTEIN	Jaquar E-Type	32:21.491	12	1 LAP	81.03	2:38.283
20	73	A	Peter SUGDEN	Jaquar E-Type	32:23.307	12	1 LAP	80.96	2:38.261
21	80	A	Sandy WATSON	Jaquar E-Type	32:23.630	12	1 LAP	80.94	2:36.029
22	81	B	John CLELAND	Jaquar E-Type	32:24.436	12	1 LAP	80.91	2:39.330
23	59	A	Galal MAHMOUD	Jaquar E-Type	32:25.680	12	1 LAP	80.86	2:37.967
24	45	A	Rainer VORKOPER	Jaquar E-Type	32:37.487	12	1 LAP	80.37	2:38.121
25	12	A	Grahame BULL	Jaquar E-Type	32:42.849	12	1 LAP	80.15	2:39.710
26	49	A	Roland ZOOMERS	Jaquar E-Type	32:45.418	12	1 LAP	80.05	2:39.096
27	18	A	Julian BRONSON	Jaquar E-Type	32:46.923	12	1 LAP	79.99	2:40.630
28	25	B	John BURTON	Jaquar E-Type	32:57.922	12	1 LAP	79.54	2:40.999
29	62	A	Tom HARRIS	Jaquar E-Type	33:02.144	12	1 LAP	79.37	2:41.208
30	87	A	Robert FARRELL	Jaquar E-Type	33:02.940	12	1 LAP	79.34	2:40.642
31	34	B	Alan MINSHAW	Jaquar E-Type	33:05.086	12	1 LAP	79.25	2:40.846
32	21	A	Nicholas MCCAFFREY	Jaquar E-Type	33:23.561	12	1 LAP	78.52	2:42.777
33	90	A	Matthew NEWMAN	Jaquar E-Type	33:28.370	12	1 LAP	78.33	2:42.953
34	82	A	Barry CARPENTER	Jaquar E-Type	33:36.257	12	1 LAP	78.03	2:43.429
35	36	A	Mark RUSSELL	Jaquar E-Type	33:41.646	12	1 LAP	77.82	2:40.795
36	67	A	Bernard WILHELM	Jaquar E-Type	33:54.926	12	1 LAP	77.31	2:43.493
37	31	A	Georg NOLTE	Jaquar E-Type	33:56.575	12	1 LAP	77.25	2:44.171
38	15	A	Paul CASTALDINI	Jaquar E-Type	33:59.375	12	1 LAP	77.14	2:42.469
39	22	A	Read GOMM	Jaquar E-Type	34:06.745	12	1 LAP	76.87	2:43.878
40	20	B	David HALL	Jaquar E-Type	34:07.635	12	1 LAP	76.83	2:45.660
41	41	B	Michael QUINN	Jaquar E-Type	34:17.892	12	1 LAP	76.45	2:47.286
42	71	B	Per JONSSON	Jaquar E-Type	35:15.913	11	2 LAPS	68.14	3:04.611
43	17	A	Robert GATE	Jaquar E Type	33:24.276	10	3 LAPS	65.39	2:41.228

### NOT CLASSIFIED

44	A	Desire WILSON	Jaquar E-Type	28:48.875	11	D.N.F.	83.40	2:34.542
32	A	Tony JARDINE	Jaquar E-Type	24:12.684	9	D.N.F.	81.17	2:36.041
30	A	Colin MCKAY	Jaquar E-Type	25:13.675	9	D.N.F.	77.90	2:43.129
7	A	GRAF VON OEYNHAUSEN	Jaquar E-Type	20:02.311	8	D.N.F.	87.15	2:28.758
6	A	Oliver LOUISODER	Jaquar E-Type	22:13.934	8	D.N.F.	78.55	2:39.942
50	A	Neil CUNNINGHAM	Jaquar E-Type	19:08.948	7	D.N.F.	79.77	2:32.638
10	A	Andrew DEE-CROWNE	Jaquar E-Type	17:26.465	6	D.N.F.	75.03	2:47.274
9	B	Roger COPE	Jaquar E-Type	14:59.438	5	D.N.F.	72.68	2:42.614
60	A	Peter LANFRANCHI	Jaquar E-Type	6:21.579	2	D.N.F.	68.06	3:12.946

### FASTEST LAP

33	A	Minshaw	Jaquar E-Type	2:27.245	4	89.21mph	143.57kph
81	B	Cleland	Jaquar E-Type	2:39.330	11	82.44mph	132.68kph

Weather/Track: Bright/Dry

These results are provisional until the conclusion of any judicial and technical matters.

Silverstone

Circuit Length = 3.6490 miles.

Start: 19:44 End: 20:17

Clerk of the Course:		Timekeeper:
----------------------	--	-------------

## E-type Challenge

### RACE 11 - LAP ANALYSIS - Silverstone - 22/23/24 July 2011

<b>6</b>	<b>Louisoder</b>	Jaguar E-Type
1 - 3:06.364	6 - 2:41.426	
2 - 2:44.343	7 - <b>2:39.942</b>	
3 - 2:45.231	8 - 2:43.857	
4 - 2:47.604		
5 - 2:45.167		
<b>7</b>	<b>Graf Von Oeynhausen</b>	Jaguar E-Type
1 - 2:30.571	6 - 2:29.524	
2 - 2:29.816	7 - 2:32.520	
3 - <b>2:28.758</b>	8 - 2:31.555	
4 - 2:29.965		
5 - 2:29.602		
<b>8</b>	<b>Clark</b>	Jaguar E-Type
1 - 2:39.871	6 - <b>2:31.500</b>	11 - 2:34.851
2 - 2:33.490	7 - 2:32.029	12 - 2:33.115
3 - 2:33.129	8 - 2:33.433	13 - 2:34.592
4 - 2:31.846	9 - 2:35.500	
5 - 2:33.331	10 - 2:35.544	
<b>9</b>	<b>Cope/Pearce</b>	Jaguar E-Type
1 - 3:01.531		
2 - 2:42.968		
3 - <b>2:42.614</b>		
4 - 2:44.869		
5 - 3:47.456P		
<b>10</b>	<b>Dee-Crowne</b>	Jaguar E-Type
1 - 3:08.347	6 - 3:00.565P	
2 - 2:52.882		
3 - 2:49.246		
4 - 2:48.151		
5 - <b>2:47.274</b>		
<b>12</b>	<b>Bull</b>	Jaguar E-Type
1 - 2:51.345	6 - 2:40.632	11 - 2:43.484
2 - 2:41.955	7 - 2:44.562	12 - 2:43.750
3 - 2:40.337	8 - 2:45.377	
4 - 2:40.587	9 - 2:46.704	
5 - <b>2:39.710</b>	10 - 2:44.406	

Weather/Track: Bright/Dry

## E-type Challenge

### RACE 11 - LAP ANALYSIS - Silverstone - 22/23/24 July 2011

(contd.)

<b>14</b>	<b>Finckenstein</b>	Jaguar E-Type
1 - 2:54.102	6 - 2:38.989	11 - 2:39.067
2 - 2:40.115	7 - <b>2:38.283</b>	12 - 2:38.728
3 - 2:39.520	8 - 2:47.666	
4 - 2:41.284	9 - 2:45.082	
5 - 2:39.110	10 - 2:39.545	
<b>15</b>	<b>Castaldini</b>	Jaguar E-Type
1 - 3:09.263	6 - 2:45.965	11 - 2:51.147
2 - 2:45.753	7 - 2:44.419	12 - 2:48.515
3 - <b>2:42.469</b>	8 - 2:48.201	
4 - 2:45.781	9 - 2:52.586	
5 - 2:50.159	10 - 2:55.117	
<b>17</b>	<b>Gate</b>	Jaguar E Type
1 - 8:40.262	6 - 2:47.308	
2 - 2:46.808	7 - 2:46.059	
3 - 2:44.362	8 - <b>2:41.228</b>	
4 - 2:43.830	9 - 2:43.479	
5 - 2:45.388	10 - 2:45.552	
<b>18</b>	<b>Bronson/Clark</b>	Jaguar E-Type
1 - 2:51.633	6 - <b>2:40.630</b>	11 - 2:44.168
2 - 2:43.437	7 - 2:41.716	12 - 2:43.949
3 - 2:42.565	8 - 2:46.901	
4 - 2:42.781	9 - 2:43.596	
5 - 2:41.630	10 - 2:43.917	
<b>20</b>	<b>David HALL</b>	Jaguar E-Type
1 - 3:11.167	6 - <b>2:45.660</b>	11 - 2:48.167
2 - 2:51.318	7 - 2:48.866	12 - 2:48.560
3 - 2:48.700	8 - 2:52.693	
4 - 2:46.058	9 - 2:49.953	
5 - 2:46.062	10 - 2:50.431	
<b>21</b>	<b>McCaffrey</b>	Jaguar E-Type
1 - 3:05.029	6 - 2:44.034	11 - 2:43.635
2 - 2:44.051	7 - 2:44.199	12 - 2:45.088
3 - 2:46.491	8 - 2:47.646	
4 - 2:47.263	9 - 2:47.395	
5 - 2:45.953	10 - <b>2:42.777</b>	

Weather/Track: Bright/Dry



## E-type Challenge

### RACE 11 - LAP ANALYSIS - Silverstone - 22/23/24 July 2011

(contd.)

<b>22</b>	<b>Gomm/Keith-Lucas</b>	Jaguar E-Type
1 - 3:10.671	6 - <b>2:43.878</b>	11 - 2:48.030
2 - 2:51.347	7 - 2:46.852	12 - 2:50.202
3 - 2:48.874	8 - 2:49.580	
4 - 2:48.116	9 - 2:50.409	
5 - 2:47.308	10 - 2:51.478	
<b>24</b>	<b>Clubb</b>	Jaguar E-Type
1 - 2:43.870	6 - 2:43.415	11 - 2:35.910
2 - 2:36.931	7 - 2:38.129	12 - 2:35.758
3 - 2:37.317	8 - 2:36.383	13 - 2:37.173
4 - <b>2:33.485</b>	9 - 2:39.764	
5 - 2:34.234	10 - 2:38.490	
<b>25</b>	<b>Burton</b>	Jaguar E-Type
1 - 3:00.140	6 - <b>2:40.999</b>	11 - 2:43.795
2 - 2:43.481	7 - 2:42.808	12 - 2:44.560
3 - 2:41.755	8 - 2:48.600	
4 - 2:41.821	9 - 2:46.438	
5 - 2:41.538	10 - 2:41.987	
<b>30</b>	<b>McKay</b>	Jaguar E-Type
1 - 3:10.826	6 - 2:43.892	
2 - 2:47.403	7 - 2:44.311	
3 - <b>2:43.129</b>	8 - 2:45.834	
4 - 2:44.722	9 - 2:49.535	
5 - 2:44.023		
<b>31</b>	<b>Nolte</b>	Jaguar E-Type
1 - 2:59.882	6 - <b>2:44.171</b>	11 - 2:50.387
2 - 2:47.680	7 - 2:44.272	12 - 2:54.140
3 - 2:47.719	8 - 2:50.970	
4 - 2:47.012	9 - 2:53.329	
5 - 2:45.936	10 - 2:51.077	
<b>32</b>	<b>Jardine/Adams</b>	Jaguar E-Type
1 - 2:44.225	6 - 2:37.501	
2 - 2:37.800	7 - 2:39.405	
3 - 2:36.623	8 - 2:44.951	
4 - <b>2:36.041</b>	9 - 2:59.697P	
5 - 2:36.441		

Weather/Track: Bright/Dry

## E-type Challenge

### RACE 11 - LAP ANALYSIS - Silverstone - 22/23/24 July 2011

(contd.)

<b>33</b>	<b>Minshaw</b>	Jaguar E-Type
1 - 2:27.296	6 - 2:28.212	11 - 2:32.570
2 - 2:27.301	7 - 2:29.474	12 - 2:30.397
3 - 2:27.718	8 - 2:29.333	13 - 2:29.365
4 - <b>2:27.245</b>	9 - 2:30.455	
5 - 2:27.825	10 - 2:30.902	
<b>34</b>	<b>Minshaw</b>	Jaguar E-Type
1 - 3:01.176	6 - 2:41.458	11 - <b>2:40.846</b>
2 - 2:46.636	7 - 2:44.369	12 - 2:41.632
3 - 2:42.911	8 - 2:46.481	
4 - 2:42.235	9 - 2:49.993	
5 - 2:43.612	10 - 2:43.737	
<b>35</b>	<b>Rossi Di Montclerr</b>	Jaguar E-Type
1 - 2:38.384	6 - 2:34.115	11 - 2:33.683
2 - <b>2:31.949</b>	7 - 2:32.038	12 - 2:32.984
3 - 2:31.987	8 - 2:32.536	13 - 2:32.128
4 - 2:32.387	9 - 2:33.894	
5 - 2:32.655	10 - 2:34.566	
<b>36</b>	<b>Russell</b>	Jaguar E-Type
1 - 2:52.257	6 - 2:41.576	11 - 2:45.143
2 - 2:41.378	7 - 2:41.593	12 - 3:39.924P
3 - <b>2:40.795</b>	8 - 2:46.548	
4 - 2:41.347	9 - 2:45.684	
5 - 2:41.018	10 - 2:44.383	
<b>38</b>	<b>Graeme DODD</b>	Jaguar E-Type
1 - 2:29.845	6 - 2:28.662	11 - 2:30.407
2 - 2:28.450	7 - 2:29.198	12 - 2:29.519
3 - 2:28.330	8 - 2:30.085	13 - 2:30.072
4 - 2:28.249	9 - 2:31.987	
5 - <b>2:27.926</b>	10 - 2:33.253	
<b>39</b>	<b>Smith</b>	Jaguar E-Type
1 - 2:46.044	6 - <b>2:38.065</b>	11 - 2:38.065
2 - 2:39.921	7 - 2:39.630	12 - 2:40.686
3 - 2:40.134	8 - 2:41.773	13 - 2:40.413
4 - 2:38.165	9 - 2:42.211	
5 - 2:38.824	10 - 2:40.252	

Weather/Track: Bright/Dry

## E-type Challenge

### RACE 11 - LAP ANALYSIS - Silverstone - 22/23/24 July 2011

(contd.)

<b>40</b>	<b>Smith</b>	Jaguar E-Type			
1 -	2:33.639	6 -	2:31.361	11 -	2:35.080
2 -	2:31.285	7 -	2:31.689	12 -	2:33.572
3 -	2:31.777	8 -	2:31.285	13 -	2:33.742
4 -	<b>2:30.877</b>	9 -	2:34.064		
5 -	2:31.063	10 -	2:34.200		
<b>41</b>	<b>Quinn</b>	Jaguar E-Type			
1 -	3:12.409	6 -	<b>2:47.286</b>	11 -	2:48.416
2 -	2:53.203	7 -	2:50.335	12 -	2:50.237
3 -	2:48.692	8 -	2:50.696		
4 -	2:47.457	9 -	2:51.184		
5 -	2:48.645	10 -	2:49.332		
<b>43</b>	<b>Traber</b>	Jaguar E-Type			
1 -	2:42.247	6 -	2:39.586	11 -	2:36.929
2 -	<b>2:36.036</b>	7 -	2:38.231	12 -	2:36.733
3 -	2:36.527	8 -	2:38.283	13 -	2:37.741
4 -	2:37.140	9 -	2:39.667		
5 -	2:36.605	10 -	2:38.093		
<b>44</b>	<b>Osbourne</b>	Jaguar E-Type			
1 -	2:41.694	6 -	2:34.755	11 -	2:35.222
2 -	2:38.502	7 -	2:35.414		
3 -	2:36.065	8 -	<b>2:34.542</b>		
4 -	2:35.011	9 -	2:35.675		
5 -	2:36.601	10 -	2:45.394		
<b>45</b>	<b>Vorkoper</b>	Jaguar E-Type			
1 -	2:56.768	6 -	2:42.463	11 -	2:41.883
2 -	2:41.639	7 -	2:40.544	12 -	<b>2:38.121</b>
3 -	2:40.093	8 -	2:46.699		
4 -	2:39.308	9 -	2:46.031		
5 -	2:39.523	10 -	2:44.415		
<b>46</b>	<b>Welch</b>	Jaguar E-Type			
1 -	2:32.434	6 -	2:30.156	11 -	2:30.793
2 -	2:29.109	7 -	2:30.591	12 -	2:30.199
3 -	2:29.515	8 -	2:29.496	13 -	2:32.125
4 -	2:28.910	9 -	2:31.291		
5 -	<b>2:28.440</b>	10 -	2:32.531		

Weather/Track: Bright/Dry

## E-type Challenge

### RACE 11 - LAP ANALYSIS - Silverstone - 22/23/24 July 2011

(contd.)

<b>47</b>	<b>Scragg/Bussell</b>	Jaguar E-Type
1 - 2:39.650	6 - 2:35.483	11 - 2:41.032
2 - 2:37.290	7 - 2:35.668	12 - 2:36.657
3 - 2:36.096	8 - <b>2:35.462</b>	13 - 2:37.089
4 - 2:35.793	9 - 2:36.502	
5 - 2:35.543	10 - 2:37.819	
<b>48</b>	<b>Wilson/Buncombe</b>	Jaguar E-Type
1 - 2:29.102	6 - 2:28.230	11 - 2:28.234
2 - 2:31.720	7 - 2:30.674	12 - <b>2:27.784</b>
3 - 2:27.980	8 - 2:28.275	13 - 2:30.268
4 - 2:28.062	9 - 2:31.274	
5 - 2:29.244	10 - 2:30.901	
<b>49</b>	<b>Zoomers</b>	Jaguar E-Type
1 - 2:56.059	6 - 2:40.599	11 - 2:44.395
2 - 2:41.672	7 - 2:42.741	12 - 2:43.203
3 - 2:42.585	8 - 2:45.759	
4 - <b>2:39.096</b>	9 - 2:45.640	
5 - 2:40.098	10 - 2:43.571	
<b>50</b>	<b>Cunningham/Cunnigham</b>	Jaguar E-Type
1 - 2:37.463	6 - 2:41.006P	
2 - 2:33.338	7 - 3:37.106	
3 - 2:34.424		
4 - <b>2:32.638</b>		
5 - 2:32.973		
<b>53</b>	<b>Pearson</b>	Jaguar E-Type
1 - 2:36.228	6 - 2:32.400	11 - 2:35.410
2 - 2:32.111	7 - 2:32.873	12 - 2:34.034
3 - 2:31.496	8 - 2:32.998	13 - 2:32.864
4 - <b>2:30.820</b>	9 - 2:34.933	
5 - 2:31.156	10 - 2:35.010	
<b>55</b>	<b>Minshaw</b>	Jaguar E-Type
1 - 2:33.209	6 - 2:29.567	11 - 2:29.736
2 - <b>2:28.662</b>	7 - 2:29.378	12 - 2:30.430
3 - 2:29.147	8 - 2:29.640	13 - 2:31.481
4 - 2:29.477	9 - 2:31.555	
5 - 2:28.795	10 - 2:33.662	

Weather/Track: Bright/Dry

## E-type Challenge

### RACE 11 - LAP ANALYSIS - Silverstone - 22/23/24 July 2011

(contd.)

<b>59</b>	<b>Mahmoud/Audi</b>	Jaguar E-Type
1 - 2:54.639	6 - 2:38.351	11 - 2:38.873
2 - 2:41.612	7 - 2:39.494	12 - 2:38.913
3 - 2:39.803	8 - 2:47.215	
4 - 2:38.429	9 - 2:48.384	
5 - <b>2:37.967</b>	10 - 2:42.000	
<b>60</b>	<b>Lanfranchi</b>	Jaguar E-Type
1 - <b>3:12.946</b>		
2 - 3:08.633P		
<b>62</b>	<b>Harris</b>	Jaguar E-Type
1 - 3:08.599	6 - 2:41.844	11 - 2:41.906
2 - 2:44.557	7 - 2:42.766	12 - <b>2:41.208</b>
3 - 2:43.751	8 - 2:43.055	
4 - 2:45.489	9 - 2:43.887	
5 - 2:41.217	10 - 2:43.865	
<b>63</b>	<b>Bussell/Coyne</b>	Jaguar E-Type
1 - 2:33.111	6 - 2:31.916	11 - 2:34.150
2 - 2:31.642	7 - 2:31.459	12 - 2:33.065
3 - 2:31.793	8 - 2:32.236	13 - 2:32.779
4 - 2:32.150	9 - 2:35.445	
5 - <b>2:31.135</b>	10 - 2:37.591	
<b>67</b>	<b>Wilhelm/Grandidier</b>	Jaguar E-Type
1 - 3:10.022	6 - <b>2:43.493</b>	11 - 2:44.430
2 - 2:51.590	7 - 2:56.847	12 - 2:45.307
3 - 2:47.223	8 - 2:48.811	
4 - 2:46.072	9 - 2:48.750	
5 - 2:44.912	10 - 2:47.469	
<b>70</b>	<b>Ely/Thornton</b>	Jaguar E-Type
1 - 2:45.386	6 - <b>2:37.110</b>	11 - 2:38.099
2 - 2:38.387	7 - 2:38.919	12 - 2:41.205
3 - 2:37.170	8 - 2:42.432	13 - 2:40.250
4 - 2:37.647	9 - 2:43.314	
5 - 2:40.801	10 - 2:42.895	

Weather/Track: Bright/Dry

## E-type Challenge

### RACE 11 - LAP ANALYSIS - Silverstone - 22/23/24 July 2011

(contd.)

<b>71</b>	<b>Jonsson</b>	Jaguar E-Type
1 - 3:20.401	6 - <b>3:04.611</b>	11 - 3:12.865
2 - 3:06.434	7 - 3:14.207	
3 - 3:06.236	8 - 3:23.866	
4 - 3:06.620	9 - 3:19.338	
5 - 3:05.727	10 - 3:15.608	
<b>73</b>	<b>Sugden</b>	Jaguar E-Type
1 - 2:53.555	6 - 2:40.087	11 - 2:39.179
2 - 2:42.315	7 - 2:43.301	12 - 2:39.357
3 - 2:42.278	8 - 2:42.677	
4 - 2:38.529	9 - 2:43.859	
5 - <b>2:38.261</b>	10 - 2:39.909	
<b>80</b>	<b>Watson/O'Connell</b>	Jaguar E-Type
1 - 3:05.710	6 - 2:37.195	11 - 2:37.995
2 - 2:42.250	7 - 2:38.829	12 - 2:39.172
3 - 2:37.691	8 - 2:50.499	
4 - 2:36.506	9 - 2:42.084	
5 - <b>2:36.029</b>	10 - 2:39.670	
<b>81</b>	<b>Cleland/Cleland</b>	Jaguar E-Type
1 - 2:50.311	6 - 2:39.889	11 - <b>2:39.330</b>
2 - 2:41.898	7 - 2:43.610	12 - 2:39.412
3 - 2:40.194	8 - 2:43.395	
4 - 2:40.207	9 - 2:45.497	
5 - 2:40.263	10 - 2:40.430	
<b>82</b>	<b>Carpenter/Carpenter</b>	Jaguar E-Type
1 - 3:09.613	6 - 2:45.291	11 - 2:44.783
2 - 2:46.034	7 - 2:44.798	12 - 2:43.571
3 - <b>2:43.429</b>	8 - 2:48.697	
4 - 2:45.045	9 - 2:53.034	
5 - 2:45.654	10 - 2:46.308	
<b>83</b>	<b>Tate/Lawson</b>	Jaguar E-Type
1 - 2:40.341	6 - 2:34.913	11 - 2:37.295
2 - 2:34.255	7 - 2:37.141	12 - 2:40.017
3 - 2:33.525	8 - 2:37.805	13 - 2:39.089
4 - 2:32.815	9 - 2:40.489	
5 - <b>2:32.525</b>	10 - 2:47.149	

Weather/Track: Bright/Dry

## E-type Challenge

### RACE 11 - LAP ANALYSIS - Silverstone - 22/23/24 July 2011

(contd.)

<b>87</b>	<b>Farrell</b>	Jaguar E-Type		
1 - 2:55.312	6 - 2:52.491	11 - 2:41.795		
2 - 2:41.733	7 - 2:49.640	12 - 2:41.173		
3 - 2:43.943	8 - 2:44.420			
4 - <b>2:40.642</b>	9 - 2:45.056			
5 - 2:41.250	10 - 2:45.485			
<b>90</b>	<b>Newman/Newman</b>	Jaguar E-Type		
1 - 3:00.680	6 - 2:45.198	11 - 2:45.965		
2 - 2:49.394	7 - <b>2:42.953</b>	12 - 2:51.689		
3 - 2:46.556	8 - 2:43.176			
4 - 2:47.169	9 - 2:46.020			
5 - 2:45.314	10 - 2:44.256			
<b>92</b>	<b>Harper/Harper</b>	Jaguar E-Type		
1 - 2:49.192	6 - 2:35.903	11 - 2:36.625		
2 - 2:37.114	7 - <b>2:35.579</b>	12 - 2:36.038		
3 - 2:38.555	8 - 2:40.049	13 - 2:37.576		
4 - 2:35.692	9 - 2:37.225			
5 - 2:37.794	10 - 2:37.311			
<b>94</b>	<b>Oliver</b>	Jaguar E-Type		
1 - 2:31.932	6 - 2:28.448	11 - 2:30.958		
2 - 2:29.157	7 - 2:34.675	12 - 2:32.946		
3 - 2:28.968	8 - 2:30.501	13 - 2:33.153		
4 - <b>2:27.803</b>	9 - 2:31.807			
5 - 2:28.840	10 - 2:33.879			

# E-type Challenge

## RACE 11 - LAP CHART - Silverstone - 22/23/24 July 2011

Lap 1			Lap 2			Lap 3			Lap 4			Lap 5		
No	Behind	Laptime	No	Behind	Laptime	No	Behind	Laptime	No	Behind	Laptime	No	Behind	Laptime
33		2:27.296	33		2:27.301	33		2:27.718	33		2:27.245	33		2:27.825
48	1.806	2:29.102	38	3.698	2:28.450	38	4.310	2:28.330	38	5.314	2:28.249	38	5.415	2:27.926
38	2.549	2:29.845	7	5.790	2:29.816	48	6.487	2:27.980	48	7.304	2:28.062	48	8.723	2:29.244
7	3.275	2:30.571	48	6.225	2:31.720	7	6.830	2:28.758	94	8.300	2:27.803	94	9.315	2:28.840
94	4.636	2:31.932	94	6.492	2:29.157	94	7.742	2:28.968	7	9.550	2:29.965	46	11.023	2:28.440
46	5.138	2:32.434	46	6.946	2:29.109	55	8.703	2:29.147	46	10.408	2:28.910	7	11.327	2:29.602
63	5.815	2:33.111	55	7.274	2:28.662	46	8.743	2:29.515	55	10.935	2:29.477	55	11.905	2:28.795
55	5.913	2:33.209	63	10.156	2:31.642	63	14.231	2:31.793	40	18.018	2:30.877	40	21.256	2:31.063
40	6.343	2:33.639	40	10.327	2:31.285	40	14.386	2:31.777	63	19.136	2:32.150	71	1 LAP	3:06.620
53	8.932	2:36.228	53	13.742	2:32.111	53	17.520	2:31.496	53	21.095	2:30.820	63	22.446	2:31.135
50	10.167	2:37.463	35	15.736	2:31.949	35	20.005	2:31.987	35	25.147	2:32.387	53	24.426	2:31.156
35	11.088	2:38.384	50	16.204	2:33.338	50	22.910	2:34.424	50	28.303	2:32.638	35	29.977	2:32.655
47	12.354	2:39.650	8	18.764	2:33.490	8	24.175	2:33.129	8	28.776	2:31.846	50	33.451	2:32.973
8	12.575	2:39.871	83	19.999	2:34.255	83	25.806	2:33.525	83	31.376	2:32.815	8	34.282	2:33.331
83	13.045	2:40.341	47	22.343	2:37.290	47	30.721	2:36.096	47	39.269	2:35.793	83	36.076	2:32.525
44	14.398	2:41.694	43	23.686	2:36.036	43	32.495	2:36.527	44	41.712	2:35.011	47	46.987	2:35.543
43	14.951	2:42.247	44	25.599	2:38.502	44	33.946	2:36.065	24	42.043	2:33.485	24	48.452	2:34.234
24	16.574	2:43.870	24	26.204	2:36.931	24	35.803	2:37.317	43	42.390	2:37.140	44	50.488	2:36.601
32	16.929	2:44.225	32	27.428	2:37.800	32	36.333	2:36.623	32	45.129	2:36.041	43	51.170	2:36.605
70	18.090	2:45.386	70	29.176	2:38.387	70	38.628	2:37.170	70	49.030	2:37.647	32	53.745	2:36.441
39	18.748	2:46.044	39	31.368	2:39.921	92	42.546	2:38.555	92	50.993	2:35.692	92	1:00.962	2:37.794
92	21.896	2:49.192	92	31.709	2:37.114	39	43.784	2:40.134	39	54.704	2:38.165	70	1:02.006	2:40.801
81	23.015	2:50.311	81	37.612	2:41.898	81	50.088	2:40.194	81	1:03.050	2:40.207	39	1:05.703	2:38.824
12	24.049	2:51.345	12	38.703	2:41.955	12	51.322	2:40.337	12	1:04.664	2:40.587	59	1:15.065	2:37.967
18	24.337	2:51.633	36	39.038	2:41.378	14	51.422	2:39.520	59	1:04.923	2:38.429	81	1:15.488	2:40.263
36	24.961	2:52.257	14	39.620	2:40.115	36	52.115	2:40.795	14	1:05.461	2:41.284	12	1:16.549	2:39.710
73	26.259	2:53.555	18	40.473	2:43.437	59	53.739	2:39.803	36	1:06.217	2:41.347	14	1:16.746	2:39.110
14	26.806	2:54.102	73	41.273	2:42.315	18	55.320	2:42.565	73	1:07.117	2:38.529	73	1:17.553	2:38.261
59	27.343	2:54.639	59	41.654	2:41.612	73	55.833	2:42.278	45	1:08.248	2:39.308	36	1:19.410	2:41.018
87	28.016	2:55.312	87	42.448	2:41.733	45	56.185	2:40.093	49	1:09.852	2:39.096	45	1:19.946	2:39.523
49	28.763	2:56.059	49	43.134	2:41.672	49	58.001	2:42.585	18	1:10.856	2:42.781	80	1:20.801	2:36.029
45	29.472	2:56.768	45	43.810	2:41.639	87	58.673	2:43.943	87	1:12.070	2:40.642	49	1:22.125	2:40.098
31	32.586	2:59.882	25	49.024	2:43.481	25	1:03.061	2:41.755	80	1:12.597	2:36.506	18	1:24.661	2:41.630
25	32.844	3:00.140	9	49.902	2:42.968	80	1:03.336	2:37.691	25	1:17.637	2:41.821	87	1:25.495	2:41.250
90	33.384	3:00.680	31	52.965	2:47.680	9	1:04.798	2:42.614	9	1:22.422	2:44.869	25	1:31.350	2:41.538
34	33.880	3:01.176	34	53.215	2:46.636	34	1:08.408	2:42.911	34	1:23.398	2:42.235	34	1:39.185	2:43.612
9	34.235	3:01.531	80	53.363	2:42.250	31	1:12.966	2:47.719	31	1:32.733	2:47.012	62	1:46.228	2:41.217
21	37.733	3:05.029	21	54.483	2:44.051	21	1:13.256	2:46.491	62	1:32.836	2:45.489	31	1:50.844	2:45.936
80	38.414	3:05.710	90	55.477	2:49.394	6	1:13.623	2:45.231	21	1:33.274	2:47.263	6	1:51.324	2:45.167
6	39.068	3:06.364	6	56.110	2:44.343	90	1:14.315	2:46.556	15	1:33.706	2:45.781	21	1:51.402	2:45.953
10	41.051	3:08.347	62	58.559	2:44.557	62	1:14.592	2:43.751	6	1:33.982	2:47.604	90	1:51.728	2:45.314
62	41.303	3:08.599	15	1:00.419	2:45.753	15	1:15.170	2:42.469	90	1:34.239	2:47.169	82	1:52.390	2:45.654
15	41.967	3:09.263	82	1:01.050	2:46.034	82	1:16.761	2:43.429	82	1:34.561	2:45.045	30	1:52.718	2:44.023
82	42.317	3:09.613	30	1:03.632	2:47.403	17	2 LAPS	8:40.262	30	1:36.520	2:44.722	17	2 LAPS	2:44.362
67	42.726	3:10.022	10	1:06.632	2:52.882	30	1:19.043	2:43.129	17	2 LAPS	2:46.808	15	1:56.040	2:50.159
22	43.375	3:10.671	67	1:07.015	2:51.590	67	1:26.520	2:47.223	67	1:45.347	2:46.072	67	2:02.434	2:44.912
30	43.530	3:10.826	22	1:07.421	2:51.347	10	1:28.160	2:49.246	20	1:47.683	2:46.058	20	2:05.920	2:46.062
20	43.871	3:11.167	20	1:07.888	2:51.318	22	1:28.577	2:48.874	10	1:49.066	2:48.151	10	2:08.515	2:47.274
41	45.113	3:12.409	41	1:11.015	2:53.203	20	1:28.870	2:48.700	22	1:49.448	2:48.116	22	2:08.931	2:47.308
60	45.650	3:12.946	60	1:26.982	3:08.633P	41	1:31.989	2:48.692	41	1:52.201	2:47.457	41	2:13.021	2:48.645

Weather/Track: Bright/Dry



# E-type Challenge

## RACE 11 - LAP CHART - Silverstone - 22/23/24 July 2011

(contd.)

Lap 6			Lap 7			Lap 8			Lap 9			Lap 10		
No	Behind	Laptime	No	Behind	Laptime	No	Behind	Laptime	No	Behind	Laptime	No	Behind	Laptime
33		2:28.212	33		2:29.474	33		2:29.333	33		2:30.455	33		2:30.902
38	5.865	2:28.662	41	1 LAP	2:47.286	38	6.341	2:30.085	90	1 LAP	2:43.176	25	1 LAP	2:46.438
48	8.741	2:28.230	38	5.589	2:29.198	48	8.883	2:28.275	38	7.873	2:31.987	87	1 LAP	2:45.056
94	9.551	2:28.448	48	9.941	2:30.674	22	1 LAP	2:46.852	30	1 LAP	2:45.834	62	1 LAP	2:43.887
7	12.639	2:29.524	10	1 LAP	3:00.565P	20	1 LAP	2:48.866	48	9.702	2:31.274	48	9.701	2:30.901
46	12.967	2:30.156	55	13.164	2:29.378	55	13.471	2:29.640	21	1 LAP	2:47.646	38	10.224	2:33.253
55	13.260	2:29.567	46	14.084	2:30.591	46	14.247	2:29.496	31	1 LAP	2:50.970	34	1 LAP	2:49.993
9	1 LAP	3:47.456P	94	14.752	2:34.675	67	1 LAP	2:56.847	17	3 LAPS	2:47.308	46	16.712	2:32.531
40	24.405	2:31.361	7	15.685	2:32.520	94	15.920	2:30.501	82	1 LAP	2:48.697	55	17.331	2:33.662
63	26.150	2:31.916	40	26.620	2:31.689	7	17.907	2:31.555	55	14.571	2:31.555	94	20.249	2:33.879
53	28.614	2:32.400	63	28.135	2:31.459	41	1 LAP	2:50.335	46	15.083	2:31.291	90	1 LAP	2:46.020
35	35.880	2:34.115	53	32.013	2:32.873	40	28.572	2:31.285	15	1 LAP	2:48.201	21	1 LAP	2:47.395
8	37.570	2:31.500	35	38.444	2:32.038	63	31.038	2:32.236	94	17.272	2:31.807	30	1 LAP	2:49.535
83	42.777	2:34.913	8	40.125	2:32.029	53	35.678	2:32.998	22	1 LAP	2:49.580	17	3 LAPS	2:46.059
50	46.245	2:41.006P	83	50.444	2:37.141	35	41.647	2:32.536	40	32.181	2:34.064	31	1 LAP	2:53.329
47	54.258	2:35.483	47	1:00.452	2:35.668	8	44.225	2:33.433	67	1 LAP	2:48.811	40	35.479	2:34.200
44	57.031	2:34.755	44	1:02.971	2:35.414	83	58.916	2:37.805	20	1 LAP	2:52.693	82	1 LAP	2:53.034
71	1 LAP	3:05.727	43	1:11.301	2:38.231	47	1:06.581	2:35.462	63	36.028	2:35.445	15	1 LAP	2:52.586
43	1:02.544	2:39.586	24	1:12.310	2:38.129	44	1:08.180	2:34.542	53	40.156	2:34.933	71	2 LAPS	3:23.866
32	1:03.034	2:37.501	32	1:12.965	2:39.405	24	1:19.360	2:36.383	41	1 LAP	2:50.696	63	42.717	2:37.591
24	1:03.655	2:43.415	92	1:14.758	2:35.579	43	1:20.251	2:38.283	35	45.086	2:33.894	53	44.264	2:35.010
92	1:08.653	2:35.903	70	1:20.349	2:38.919	92	1:25.474	2:40.049	8	49.270	2:35.500	35	48.750	2:34.566
70	1:10.904	2:37.110	39	1:25.712	2:39.630	32	1:28.583	2:44.951	83	1:08.950	2:40.489	22	1 LAP	2:50.409
39	1:15.556	2:38.065	71	1 LAP	3:04.611	70	1:33.448	2:42.432	47	1:12.628	2:36.502	67	1 LAP	2:48.750
59	1:25.204	2:38.351	59	1:35.224	2:39.494	39	1:38.152	2:41.773	44	1:13.400	2:35.675	8	53.912	2:35.544
81	1:27.165	2:39.889	14	1:36.332	2:38.283	59	1:53.106	2:47.215	24	1:28.669	2:39.764	20	1 LAP	2:49.953
14	1:27.523	2:38.989	80	1:39.139	2:38.829	14	1:54.665	2:47.666	43	1:29.463	2:39.667	41	1 LAP	2:51.184
12	1:28.969	2:40.632	81	1:41.301	2:43.610	81	1:55.363	2:43.395	92	1:32.244	2:37.225	47	1:19.545	2:37.819
73	1:29.428	2:40.087	73	1:43.255	2:43.301	73	1:56.599	2:42.677	70	1:46.307	2:43.314	83	1:25.197	2:47.149
80	1:29.784	2:37.195	12	1:44.057	2:44.562	12	2:00.101	2:45.377	39	1:49.908	2:42.211	44	1:27.892	2:45.394
36	1:32.774	2:41.576	36	1:44.893	2:41.593	80	2:00.305	2:50.499	32	1:57.825	2:59.697P	24	1:36.257	2:38.490
45	1:34.197	2:42.463	45	1:45.267	2:40.544	36	2:02.108	2:46.548	14	2:09.292	2:45.082	43	1:36.654	2:38.093
49	1:34.512	2:40.599	49	1:47.779	2:42.741	45	2:02.633	2:46.699	73	2:10.003	2:43.859	92	1:38.653	2:37.311
18	1:37.079	2:40.630	18	1:49.321	2:41.716	49	2:04.205	2:45.759	81	2:10.405	2:45.497	70	1:58.300	2:42.895
25	1:44.137	2:40.999	50	1:53.877	3:37.106	18	2:06.889	2:46.901	59	2:11.035	2:48.384	39	1:59.258	2:40.252
87	1:49.774	2:52.491	25	1:57.471	2:42.808	25	2:16.738	2:48.600	80	2:11.934	2:42.084	14	2:17.935	2:39.545
34	1:52.431	2:41.458	34	2:07.326	2:44.369	71	1 LAP	3:14.207	12	2:16.350	2:46.704	73	2:19.010	2:39.909
62	1:59.860	2:41.844	87	2:09.940	2:49.640	34	2:24.474	2:46.481	36	2:17.337	2:45.684	81	2:19.933	2:40.430
6	2:04.538	2:41.426	62	2:13.152	2:42.766	87	2:25.027	2:44.420	45	2:18.209	2:46.031	80	2:20.702	2:39.670
31	2:06.803	2:44.171	6	2:15.006	2:39.942	62	2:26.874	2:43.055	49	2:19.390	2:45.640	59	2:22.133	2:42.000
21	2:07.224	2:44.034	31	2:21.601	2:44.272	6	2:29.530	2:43.857	18	2:20.030	2:43.596	12	2:29.854	2:44.406
30	2:08.398	2:43.892	21	2:21.949	2:44.199							36	2:30.818	2:44.383
90	2:08.714	2:45.198	90	2:22.193	2:42.953							45	2:31.722	2:44.415
82	2:09.469	2:45.291	30	2:23.235	2:44.311							49	2:32.059	2:43.571
17	2 LAPS	2:43.830	82	2:24.793	2:44.798									
15	2:13.793	2:45.965	17	2 LAPS	2:45.388									
67	2:17.715	2:43.493	15	2:28.738	2:44.419									
20	2:23.368	2:45.660												
22	2:24.597	2:43.878												

Weather/Track: Bright/Dry

# E-type Challenge

## RACE 11 - LAP CHART - Silverstone - 22/23/24 July 2011

(contd.)

Lap 11			Lap 12			Lap 13			Lap 14			Lap 15		
No	Behind	Laptime	No	Behind	Laptime	No	Behind	Laptime	No	Behind	Laptime	No	Behind	Laptime
33		2:32.570	33		2:30.397	33		2:29.365						
18	1 LAP	2:43.917	48	2.752	2:27.784	14	1 LAP	2:38.728						
48	5.365	2:28.234	38	7.183	2:29.519	48	3.655	2:30.268						
38	8.061	2:30.407	12	1 LAP	2:43.484	73	1 LAP	2:39.357						
25	1 LAP	2:41.987	45	1 LAP	2:41.883	80	1 LAP	2:39.172						
55	14.497	2:29.736	36	1 LAP	2:45.143	81	1 LAP	2:39.412						
46	14.935	2:30.793	49	1 LAP	2:44.395	59	1 LAP	2:38.913						
94	18.637	2:30.958	18	1 LAP	2:44.168	38	7.890	2:30.072						
62	1 LAP	2:43.865	55	14.530	2:30.430	55	16.646	2:31.481						
87	1 LAP	2:45.485	46	14.737	2:30.199	46	17.497	2:32.125						
34	1 LAP	2:43.737	94	21.186	2:32.946	45	1 LAP	2:38.121						
90	1 LAP	2:44.256	25	1 LAP	2:43.795	12	1 LAP	2:43.750						
21	1 LAP	2:42.777	62	1 LAP	2:41.906	94	24.974	2:33.153						
17	3 LAPS	2:41.228	87	1 LAP	2:41.795	49	1 LAP	2:43.203						
40	37.989	2:35.080	34	1 LAP	2:40.846	18	1 LAP	2:43.949						
63	44.297	2:34.150	40	41.164	2:33.572	25	1 LAP	2:44.560						
53	47.104	2:35.410	63	46.965	2:33.065	62	1 LAP	2:41.208						
82	1 LAP	2:46.308	90	1 LAP	2:45.965	87	1 LAP	2:41.173						
35	49.863	2:33.683	21	1 LAP	2:43.635	40	45.541	2:33.742						
31	1 LAP	2:51.077	17	3 LAPS	2:43.479	34	1 LAP	2:41.632						
8	56.193	2:34.851	53	50.741	2:34.034	63	50.379	2:32.779						
15	1 LAP	2:55.117	35	52.450	2:32.984	53	54.240	2:32.864						
67	1 LAP	2:47.469	8	58.911	2:33.115	35	55.213	2:32.128						
22	1 LAP	2:51.478	82	1 LAP	2:44.783	8	1:04.138	2:34.592						
20	1 LAP	2:50.431	31	1 LAP	2:50.387	21	1 LAP	2:45.088						
41	1 LAP	2:49.332	67	1 LAP	2:44.430	17	3 LAPS	2:45.552						
47	1:28.007	2:41.032	15	1 LAP	2:51.147	90	1 LAP	2:51.689						
71	2 LAPS	3:19.338	22	1 LAP	2:48.030	82	1 LAP	2:43.571						
83	1:29.922	2:37.295	20	1 LAP	2:48.167	36	1 LAP	3:39.924P						
44	1:30.544	2:35.222	47	1:34.267	2:36.657	67	1 LAP	2:45.307						
24	1:39.597	2:35.910	41	1 LAP	2:48.416	31	1 LAP	2:54.140						
43	1:41.013	2:36.929	83	1:39.542	2:40.017	15	1 LAP	2:48.515						
92	1:42.708	2:36.625	24	1:44.958	2:35.758	47	1:41.991	2:37.089						
70	2:03.829	2:38.099	43	1:47.349	2:36.733	22	1 LAP	2:50.202						
39	2:04.753	2:38.065	92	1:48.349	2:36.038	83	1:49.266	2:39.089						
14	2:24.432	2:39.067	71	2 LAPS	3:15.608	20	1 LAP	2:48.560						
73	2:25.619	2:39.179	70	2:14.637	2:41.205	24	1:52.766	2:37.173						
80	2:26.127	2:37.995	39	2:15.042	2:40.686	43	1:55.725	2:37.741						
81	2:26.693	2:39.330				92	1:56.560	2:37.576						
59	2:28.436	2:38.873				41	1 LAP	2:50.237						
						70	2:25.522	2:40.250						
						39	2:26.090	2:40.413						
						71	2 LAPS	3:12.865						

Weather/Track: Bright/Dry

www.mstworld.com

Page 3 of 3

Silverstone  
Circuit Length = 3.6490 miles.  
Start: 19:44 End: 20:17

Printed - 20:26 Saturday, 23 July 2011

# E-type Challenge

## RACE 18 - GRID - AMENDED - Silverstone - 22/23/24 July 2011

ROW  
R26N  
R25N  
R24N  
R23N  
R22N  
R21N  
R20N  
R19N  
R18N  
R17N  
R16N  
R15N  
R14N  
R13N  
R12N  
R11N  
R10N  
R9W  
R8W  
R7W  
R6W  
R5W  
R4W  
R3W  
R2W  
1

60	WILLIAMS	9	COPE
10	TESTER	50	WEBB
6	LOUISODER	7	GRAF VON OEYNHAUSEN
30	MCKAY	32	ADAMS
44	OSBORNE	17	GATE
71	JONSSON	41	GROOM
20	O'SHEA	22	KEITH-LUCAS
15	CASTALDINI	31	NOLTE
67	GRANDIDIER	36	RUSSELL
82	EDGE	90	NEWMAN
21	MCCAFFREY	34	MINSHAW
87	FARRELL	62	HARRIS
25	BURTON	18	BRONSON
49	ZOOMERS	12	BULL
45	VORKOPER	59	GALAL
81	HUGHES	80	O'CONNELL
73	RUTT	14	FINCKENSTEIN
39	SMITH	70	THORNTON
92	DITHERIDGE	43	TRABER
24	CLUBB	83	LAWSON
47	BUSSELL	8	CLARK
35	ROSSI DI MONTCLERR	53	PEARSON
63	COYNE	40	SMITH
94	OLIVER	46	WELCH
55	MELLING	38	SKIPWORTH
48	WILSON	33	MINSHAW

POLE

Weather/Track: Bright/Dry

These results are provisional until the conclusion of any judicial and technical matters.

Silverstone  
Circuit Length = 3.6490 miles.  
Start: 19:44 End: 20:17

Clerk of the Course:

Timekeeper:

# E-type Challenge

## RACE 18 - CLASSIFICATION - Silverstone - 22/23/24 July 2011

POS	NO	CL	DRIVER(S)	NAT	CAR	TIME	LAPS	GAP	MPH	BEST
1	33	A	Jon MINSHAW		Jaguar E-Type	32:19.875	13		87.87	2:27.835
2	80	A	Martin O'CONNELL		Jaguar E-Type	32:47.759	13	27.884	86.63	2:28.108
3	40	A	Andrew SMITH		Jaguar E-Type	32:51.943	13	32.068	86.44	2:30.313
4	46	A	Jeremy WELCH		Jaguar E-Type	33:10.384	13	50.509	85.64	2:31.197
5	53	A	John PEARSON		Jaguar E-Type	33:16.087	13	56.212	85.40	2:31.905
6	83	A	Stuart LAWSON		Jaguar E-Type	33:21.579	13	1:01.704	85.16	2:31.850
7	8	A	John CLARK		Jaguar E-Type	33:22.059	13	1:02.184	85.14	2:32.360
8	7	A	GRAF VON OEYNHAUSEN		Jaguar E-Type	33:24.208	13	1:04.333	85.05	2:29.535
9	59	A	Gregoire AUDI		Jaguar E-Type	34:10.373	13	1:50.498	83.14	2:35.000
10	24	A	Mark CLUBB		Jaguar E-Type	34:10.959	13	1:51.084	83.11	2:35.186
11	14	A	Joachim FINCKENSTEIN		Jaguar E-Type	34:19.577	13	1:59.702	82.77	2:35.998
12	43	A	Christian TRABER		Jaguar E-Type	34:20.470	13	2:00.595	82.73	2:36.541
13	55	A	Martin MELLING		Jaguar E-Type	34:20.950	13	2:01.075	82.71	2:35.886
14	38	A	Stephen SKIPWORTH		Jaguar E-Type	34:21.502	13	2:01.627	82.69	2:36.232
15	45	A	Rainer VORKOPER		Jaguar E-Type	34:46.519	13	2:26.644	81.70	2:36.662
16	32	A	Mike ADAMS		Jaguar E-Type	34:47.999	13	2:28.124	81.64	2:36.508
17	73	A	Peter RUTT		Jaguar E-Type	34:53.785	13	2:33.910	81.41	2:38.514
18	39	A	Roderick SMITH		Jaguar E-Type	34:54.032	13	2:34.157	81.40	2:37.768
19	49	A	Roland ZOOMERS		Jaguar E-Type	34:57.894	13	2:38.019	81.25	2:37.985
20	12	A	Grahame BULL		Jaguar E-Type	32:30.095	12	1 LAP	80.68	2:38.488
21	31	A	Georg NOLTE		Jaguar E-Type	32:40.538	12	1 LAP	80.25	2:40.150
22	25	B	John BURTON		Jaguar E-Type	32:40.759	12	1 LAP	80.24	2:39.903
23	62	A	Tom HARRIS		Jaguar E-Type	32:41.050	12	1 LAP	80.23	2:40.096
24	18	A	Julian BRONSON		Jaguar E Type	32:41.465	12	1 LAP	80.21	2:40.195
25	15	A	Paul CASTALDINI		Jaguar E-Type	32:46.334	12	1 LAP	80.01	2:39.136
26	34	B	Alan MINSHAW		Jaguar E-Type	32:46.501	12	1 LAP	80.00	2:40.261
27	70	A	Greg THORNTON		Jaguar E-Type	32:57.198	12	1 LAP	79.57	2:36.602
28	22	A	Andy KEITH-LUCAS		Jaguar E-Type	33:05.028	12	1 LAP	79.26	2:41.183
29	92	A	Anthony DITHERIDGE		Jaguar E-Type	33:19.953	12	1 LAP	78.66	2:42.348
30	82	A	David EDGE		Jaguar E-Type	33:21.389	12	1 LAP	78.61	2:42.701
31	67	A	Jean-Yves GRANDIDIER		Jaguar E-Type	33:43.752	12	1 LAP	77.74	2:45.278
32	41	B	Trevor GROOM		Jaguar E-Type	34:08.905	12	1 LAP	76.79	2:47.742
33	44	A	Diane OSBORNE		Jaguar E-Type	34:09.891	12	1 LAP	76.75	2:42.456
34	90	A	Rodger NEWMAN		Jaguar E-Type	34:14.442	12	1 LAP	76.58	2:47.611
35	20	B	Michael O'SHEA		Jaguar E-Type	34:17.129	12	1 LAP	76.48	2:48.310
36	36	A	Mark RUSSELL		Jaguar E-Type	33:36.226	11	2 LAPS	71.51	2:38.425
37	71	B	Per JONSSON		Jaguar E-Type	33:36.227	11	2 LAPS	71.51	2:58.834

### NOT CLASSIFIED

17	A	Robert GATE	Jaguar E Type	25:08.327	9	D.N.F.	78.18	2:41.496
35	A	M ROSSI DI MONTCLERR	Jaguar E-Type	12:47.638	5	D.N.F.	85.17	2:31.031
48	A	Desire WILSON	Jaguar E-Type	12:50.404	5	D.N.F.	84.86	2:30.360
63	A	David COYNE	Jaguar E-Type	13:07.302	5	D.N.F.	83.04	2:32.081
81	B	Jonathan HUGHES	Jaguar E-Type	13:33.709	5	D.N.F.	80.34	2:40.878
87	A	Robert FARRELL	Jaguar E-Type	11:19.193	4	D.N.F.	76.92	2:43.282
21	A	Nicholas MCCAFFREY	Jaguar E-Type	8:31.888	3	D.N.F.	76.39	2:43.891
47	A	John BUSSELL	Jaguar E-Type	3:11.878	1	D.N.F.	66.88	

### FASTEST LAP

33	A	Jon MINSHAW	Jaguar E-Type	2:27.835	4	88.85mph	143.00kph
25	B	John BURTON	Jaguar E-Type	2:39.903	7	82.15mph	132.21kph

Weather/Track: Sun/Dry

These results are provisional until the conclusion of any judicial and technical matters.

Silverstone  
Circuit Length = 3.6490 miles.  
Start: 14:16 End: 14:49

Clerk of the Course:	Timekeeper:
----------------------	-------------

## E-type Challenge

### RACE 18 - LAP ANALYSIS - Silverstone - 22/23/24 July 2011

<b>7</b>	<b>GRAF VON OEYNHAUSEN</b>	Jaguar E-Type
1 - 2:56.517	6 - 2:35.361	11 - 2:32.315
2 - 2:34.495	7 - 2:36.087	12 - 2:30.035
3 - 2:32.463	8 - 2:32.461	13 - <b>2:29.535</b>
4 - 2:32.625	9 - 2:30.644	
5 - 2:30.918	10 - 2:30.752	
<b>8</b>	<b>John CLARK</b>	Jaguar E-Type
1 - 2:38.155	6 - 2:39.849	11 - 2:33.184
2 - 2:32.601	7 - 2:34.903	12 - 2:32.518
3 - 2:32.810	8 - 2:32.626	13 - <b>2:32.360</b>
4 - 2:32.402	9 - 2:32.406	
5 - 2:34.767	10 - 2:33.478	
<b>12</b>	<b>Grahame BULL</b>	Jaguar E-Type
1 - 2:54.504	6 - 2:45.159	11 - 2:40.692
2 - 2:41.782	7 - 2:40.591	12 - 2:43.791
3 - 2:39.713	8 - 2:42.389	
4 - <b>2:38.488</b>	9 - 2:42.330	
5 - 2:39.729	10 - 2:40.927	
<b>14</b>	<b>Joachim FINCKENSTEIN</b>	Jaguar E-Type
1 - 2:51.034	6 - 2:39.260	11 - 2:36.892
2 - 2:38.461	7 - 2:37.311	12 - 2:36.439
3 - 2:36.475	8 - 2:38.115	13 - 2:37.418
4 - 2:37.850	9 - <b>2:35.998</b>	
5 - 2:36.619	10 - 2:37.705	
<b>15</b>	<b>Paul CASTALDINI</b>	Jaguar E-Type
1 - 3:01.829	6 - 2:43.548	11 - 2:42.120
2 - 2:40.955	7 - 2:42.315	12 - 2:43.909
3 - <b>2:39.136</b>	8 - 2:41.931	
4 - 2:41.100	9 - 2:42.557	
5 - 2:42.528	10 - 2:44.406	
<b>17</b>	<b>Robert GATE</b>	Jaguar E Type
1 - 3:08.458	6 - 2:47.647	
2 - 2:45.356	7 - 2:42.275	
3 - 2:42.237	8 - 2:46.156	
4 - 2:42.659	9 - 2:52.043	
5 - <b>2:41.496</b>		

Weather/Track: Sun/Dry

www.mstworld.com

Page 1 of 8

Silverstone  
Circuit Length = 3.6490 miles.  
Start: 14:16 End: 14:49

Printed - 14:53 Sunday, 24 July 2011

## E-type Challenge

### RACE 18 - LAP ANALYSIS - Silverstone - 22/23/24 July 2011

(contd.)

<b>18</b>	<b>Julian BRONSON</b>	Jaguar E Type
1 - 2:51.859	6 - 2:43.700	11 - 2:42.069
2 - 2:42.180	7 - 2:40.933	12 - 2:42.589
3 - <b>2:40.195</b>	8 - 2:41.409	
4 - 2:40.484	9 - 2:41.409	
5 - 2:53.247	10 - 2:41.391	
<b>20</b>	<b>Michael O'SHEA</b>	Jaguar E-Type
1 - 3:09.731	6 - 2:50.707	11 - 2:50.140
2 - 2:51.449	7 - 2:49.550	12 - 2:48.688
3 - 2:51.525	8 - 2:49.929	
4 - 2:49.013	9 - 2:48.410	
5 - <b>2:48.310</b>	10 - 2:49.677	
<b>21</b>	<b>Nicholas MCCAFFREY</b>	Jaguar E-Type
1 - 3:01.582		
2 - 2:46.415		
3 - <b>2:43.891</b>		
<b>22</b>	<b>Andy KEITH-LUCAS</b>	Jaguar E-Type
1 - 3:07.045	6 - 2:45.656	11 - 2:45.575
2 - 2:45.499	7 - 2:43.363	12 - 2:43.250
3 - 2:42.237	8 - 2:43.888	
4 - 2:42.204	9 - <b>2:41.183</b>	
5 - 2:42.317	10 - 2:42.811	
<b>24</b>	<b>Mark CLUBB</b>	Jaguar E-Type
1 - 2:41.423	6 - 2:37.015	11 - 2:37.152
2 - 2:35.968	7 - 2:37.850	12 - 2:37.632
3 - 2:45.082	8 - 2:35.982	13 - 2:36.151
4 - 2:38.319	9 - 2:37.955	
5 - <b>2:35.186</b>	10 - 2:35.244	
<b>25</b>	<b>John BURTON</b>	Jaguar E-Type
1 - 2:52.530	6 - 2:41.497	11 - 2:43.780
2 - 2:43.144	7 - <b>2:39.903</b>	12 - 2:43.059
3 - 2:41.372	8 - 2:41.054	
4 - 2:40.281	9 - 2:43.252	
5 - 2:41.898	10 - 2:48.989	

Weather/Track: Sun/Dry

www.mstworld.com

Page 2 of 8

Silverstone  
Circuit Length = 3.6490 miles.  
Start: 14:16 End: 14:49

Printed - 14:53 Sunday, 24 July 2011

## E-type Challenge

### RACE 18 - LAP ANALYSIS - Silverstone - 22/23/24 July 2011

(contd.)

<b>31</b>	<b>Georg NOLTE</b>	Jaguar E-Type
1 - 2:59.476	6 - 2:43.389	11 - 2:42.604
2 - 2:40.827	7 - 2:42.963	12 - 2:42.044
3 - <b>2:40.150</b>	8 - 2:41.145	
4 - 2:40.992	9 - 2:42.836	
5 - 2:42.448	10 - 2:41.664	
<b>32</b>	<b>Mike ADAMS</b>	Jaguar E-Type
1 - 3:00.615	6 - 2:41.266	11 - <b>2:36.508</b>
2 - 2:39.866	7 - 2:37.505	12 - 2:38.419
3 - 2:40.104	8 - 2:38.448	13 - 2:38.873
4 - 2:37.201	9 - 2:40.830	
5 - 2:40.690	10 - 2:37.674	
<b>33</b>	<b>Jon MINSHAW</b>	Jaguar E-Type
1 - 2:28.012	6 - 2:28.498	11 - 2:30.458
2 - 2:28.766	7 - 2:30.608	12 - 2:28.669
3 - 2:27.919	8 - 2:30.098	13 - 2:30.439
4 - <b>2:27.835</b>	9 - 2:30.789	
5 - 2:28.455	10 - 2:29.329	
<b>34</b>	<b>Alan MINSHAW</b>	Jaguar E-Type
1 - 2:57.003	6 - 2:45.703	11 - 2:42.653
2 - 2:41.302	7 - 2:44.501	12 - 2:42.498
3 - <b>2:40.261</b>	8 - 2:42.983	
4 - 2:41.416	9 - 2:41.443	
5 - 2:41.818	10 - 2:44.920	
<b>35</b>	<b>M ROSSI DI MONTCLERR</b>	Jaguar E-Type
1 - 2:39.565		
2 - 2:31.948		
3 - <b>2:31.031</b>		
4 - 2:32.020		
5 - 2:33.074		
<b>36</b>	<b>Mark RUSSELL</b>	Jaguar E-Type
1 - 2:55.791	6 - 3:14.853P	11 - 2:48.344
2 - 2:41.644	7 - 5:28.267	
3 - 2:39.356	8 - 2:45.365	
4 - <b>2:38.425</b>	9 - 2:42.851	
5 - 2:57.819	10 - 2:43.511	

Weather/Track: Sun/Dry

www.mstworld.com

Page 3 of 8

Silverstone  
Circuit Length = 3.6490 miles.  
Start: 14:16 End: 14:49

Printed - 14:53 Sunday, 24 July 2011

## E-type Challenge

### RACE 18 - LAP ANALYSIS - Silverstone - 22/23/24 July 2011

(contd.)

<b>38</b>	<b>Stephen SKIPWORTH</b>	Jaguar E-Type
1 - 2:42.809	6 - 2:41.111	11 - 2:36.951
2 - 2:40.267	7 - 2:40.275	12 - 2:36.254
3 - 2:39.206	8 - 2:37.429	13 - 2:36.244
4 - 2:40.154	9 - 2:37.564	
5 - <b>2:36.232</b>	10 - 2:37.006	
<b>39</b>	<b>Roderick SMITH</b>	Jaguar E-Type
1 - 2:50.574	6 - 2:41.191	11 - 2:38.180
2 - 2:44.076	7 - 2:40.490	12 - <b>2:37.768</b>
3 - 2:40.733	8 - 2:40.838	13 - 2:38.154
4 - 2:41.740	9 - 2:38.661	
5 - 2:42.925	10 - 2:38.702	
<b>40</b>	<b>Andrew SMITH</b>	Jaguar E-Type
1 - 2:35.120	6 - 2:30.784	11 - 2:30.655
2 - 2:33.405	7 - 2:30.755	12 - 2:31.396
3 - <b>2:30.313</b>	8 - 2:31.752	13 - 2:32.056
4 - 2:30.702	9 - 2:33.049	
5 - 2:30.715	10 - 2:31.241	
<b>41</b>	<b>Trevor GROOM</b>	Jaguar E-Type
1 - 3:07.766	6 - 2:49.515	11 - 2:49.268
2 - 2:50.370	7 - 2:48.394	12 - 2:48.113
3 - 2:48.774	8 - 2:49.815	
4 - <b>2:47.742</b>	9 - 2:50.500	
5 - 2:48.343	10 - 2:50.305	
<b>43</b>	<b>Christian TRABER</b>	Jaguar E-Type
1 - 2:43.474	6 - 2:38.971	11 - 2:37.180
2 - 2:38.663	7 - 2:38.334	12 - 2:37.074
3 - 2:38.286	8 - 2:38.770	13 - <b>2:36.541</b>
4 - 2:37.518	9 - 2:37.798	
5 - 2:38.479	10 - 2:39.382	
<b>44</b>	<b>Diane OSBORNE</b>	Jaguar E-Type
1 - 3:03.173	6 - 2:49.133	11 - 2:43.993
2 - 2:45.173	7 - 2:42.648	12 - 2:43.404
3 - <b>2:42.456</b>	8 - 3:44.484	
4 - 2:43.781	9 - 2:44.925	
5 - 2:43.250	10 - 2:43.471	

Weather/Track: Sun/Dry

www.mstworld.com

Page 4 of 8

Silverstone  
Circuit Length = 3.6490 miles.  
Start: 14:16 End: 14:49

Printed - 14:53 Sunday, 24 July 2011



## E-type Challenge

### RACE 18 - LAP ANALYSIS - Silverstone - 22/23/24 July 2011

(contd.)

<b>45</b>	<b>Rainer VORKOPER</b>	Jaguar E-Type
1 - 2:53.888	6 - 2:42.587	11 - <b>2:36.662</b>
2 - 2:42.769	7 - 2:39.758	12 - 2:37.705
3 - 2:41.223	8 - 2:37.351	13 - 2:36.974
4 - 2:38.446	9 - 2:40.728	
5 - 2:41.485	10 - 2:36.943	
<b>46</b>	<b>Jeremy WELCH</b>	Jaguar E-Type
1 - 2:34.252	6 - 2:31.511	11 - 2:36.166
2 - 2:31.461	7 - 2:32.095	12 - 2:35.014
3 - <b>2:31.197</b>	8 - 2:32.659	13 - 2:33.537
4 - 2:31.711	9 - 2:34.012	
5 - 2:32.000	10 - 2:34.769	
<b>47</b>	<b>John BUSSELL</b>	Jaguar E-Type
1 - 3:11.878P		
<b>48</b>	<b>Desire WILSON</b>	Jaguar E-Type
1 - 2:31.874		
2 - 2:32.194		
3 - <b>2:30.360</b>		
4 - 2:33.158		
5 - 2:42.818		
<b>49</b>	<b>Roland ZOOMERS</b>	Jaguar E-Type
1 - 2:52.234	6 - 2:41.121	11 - 2:39.857
2 - 2:40.402	7 - 2:42.396	12 - 2:39.972
3 - <b>2:37.985</b>	8 - 2:41.518	13 - 2:40.575
4 - 2:40.206	9 - 2:44.124	
5 - 2:38.723	10 - 2:38.781	
<b>53</b>	<b>John PEARSON</b>	Jaguar E-Type
1 - 2:37.724	6 - 2:33.321	11 - 2:34.298
2 - 2:32.119	7 - 2:33.586	12 - 2:32.635
3 - <b>2:31.905</b>	8 - 2:32.470	13 - 2:33.257
4 - 2:32.239	9 - 2:34.218	
5 - 2:33.107	10 - 2:35.208	

Weather/Track: Sun/Dry

www.mstworld.com

Page 5 of 8

Silverstone  
Circuit Length = 3.6490 miles.  
Start: 14:16 End: 14:49

Printed - 14:53 Sunday, 24 July 2011

## E-type Challenge

### RACE 18 - LAP ANALYSIS - Silverstone - 22/23/24 July 2011

(contd.)

<b>55</b>	<b>Martin MELLING</b>	Jaguar E-Type
1 - 2:45.180	6 - 2:41.164	11 - 2:36.031
2 - 2:38.578	7 - 2:40.478	12 - 2:35.941
3 - 2:39.301	8 - 2:38.184	13 - 2:36.309
4 - 2:40.165	9 - 2:36.874	
5 - <b>2:35.886</b>	10 - 2:36.859	
<b>59</b>	<b>Gregoire AUDI</b>	Jaguar E-Type
1 - 2:49.836	6 - 2:37.195	11 - 2:35.980
2 - 2:36.539	7 - 2:39.223	12 - 2:35.735
3 - 2:36.811	8 - 2:38.193	13 - 2:36.784
4 - 2:36.971	9 - 2:36.896	
5 - <b>2:35.000</b>	10 - 2:35.210	
<b>62</b>	<b>Tom HARRIS</b>	Jaguar E-Type
1 - 2:56.221	6 - 2:44.528	11 - 2:42.500
2 - 2:41.520	7 - 2:43.239	12 - 2:42.293
3 - 2:40.453	8 - 2:42.678	
4 - <b>2:40.096</b>	9 - 2:42.822	
5 - 2:42.951	10 - 2:41.749	
<b>63</b>	<b>David COYNE</b>	Jaguar E-Type
1 - 2:34.986		
2 - 2:33.502		
3 - <b>2:32.081</b>		
4 - 2:32.643		
5 - 2:54.090P		
<b>67</b>	<b>Jean-Yves GRANDIDIER</b>	Jaguar E-Type
1 - 3:03.760	6 - 2:50.391	11 - 2:47.973
2 - 2:46.771	7 - 2:47.311	12 - 2:46.001
3 - <b>2:45.278</b>	8 - 2:48.733	
4 - 2:46.363	9 - 2:47.199	
5 - 2:46.627	10 - 2:47.345	
<b>70</b>	<b>Greg THORNTON</b>	Jaguar E-Type
1 - 2:48.521	6 - 2:38.989	11 - 2:38.973
2 - 2:39.225	7 - 2:40.618	12 - 2:52.767
3 - 2:36.867	8 - 2:39.867	
4 - 2:40.365	9 - 3:23.348	
5 - <b>2:36.602</b>	10 - 2:41.056	

Weather/Track: Sun/Dry

www.mstworld.com

Page 6 of 8

Silverstone  
Circuit Length = 3.6490 miles.  
Start: 14:16 End: 14:49

Printed - 14:53 Sunday, 24 July 2011

## E-type Challenge

### RACE 18 - LAP ANALYSIS - Silverstone - 22/23/24 July 2011

(contd.)

<b>71</b>	<b>Per JONSSON</b>	Jaguar E-Type
1 - 3:16.443	6 - 3:00.829	11 - <b>2:58.834</b>
2 - 3:02.384	7 - 3:02.441	
3 - 3:01.193	8 - 3:04.610	
4 - 3:02.964	9 - 3:03.996	
5 - 3:00.874	10 - 3:01.659	
<b>73</b>	<b>Peter RUTT</b>	Jaguar E-Type
1 - 2:53.000	6 - 2:42.081	11 - 2:39.134
2 - 2:42.150	7 - 2:41.655	12 - 2:38.964
3 - <b>2:38.514</b>	8 - 2:40.314	13 - 2:38.602
4 - 2:39.566	9 - 2:41.040	
5 - 2:39.264	10 - 2:39.501	
<b>80</b>	<b>Martin O'CONNELL</b>	Jaguar E-Type
1 - 2:43.803	6 - <b>2:28.108</b>	11 - 2:30.016
2 - 2:32.700	7 - 2:29.202	12 - 2:30.060
3 - 2:29.630	8 - 2:29.567	13 - 2:31.627
4 - 2:28.897	9 - 2:33.567	
5 - 2:30.749	10 - 2:29.833	
<b>81</b>	<b>Jonathan HUGHES</b>	Jaguar E-Type
1 - 2:48.134		
2 - 2:42.876		
3 - <b>2:40.878</b>		
4 - 2:40.925		
5 - 2:40.896		
<b>82</b>	<b>David EDGE</b>	Jaguar E-Type
1 - 3:02.787	6 - 2:46.375	11 - 2:44.274
2 - 2:44.651	7 - 2:45.228	12 - 2:46.870
3 - <b>2:42.701</b>	8 - 2:51.252	
4 - 2:43.436	9 - 2:44.279	
5 - 2:43.882	10 - 2:45.654	
<b>83</b>	<b>Stuart LAWSON</b>	Jaguar E-Type
1 - 2:41.778	6 - 2:36.277	11 - 2:33.538
2 - 2:34.397	7 - 2:34.087	12 - 2:32.865
3 - 2:33.505	8 - 2:32.211	13 - 2:33.271
4 - 2:32.285	9 - 2:32.497	
5 - <b>2:31.850</b>	10 - 2:33.018	

Weather/Track: Sun/Dry

www.mstworld.com

Page 7 of 8

Silverstone  
Circuit Length = 3.6490 miles.  
Start: 14:16 End: 14:49

Printed - 14:53 Sunday, 24 July 2011

## E-type Challenge

### RACE 18 - LAP ANALYSIS - Silverstone - 22/23/24 July 2011

(contd.)

<b>87</b>	<b>Robert FARRELL</b>	Jaguar E-Type
1 - 3:01.353 2 - 2:45.179 3 - <b>2:43.282</b> 4 - 2:49.379P		
<b>90</b>	<b>Rodger NEWMAN</b>	Jaguar E-Type
1 - 3:06.783    6 - 2:52.021    11 - 2:48.339 2 - 2:54.064    7 - 2:48.094    12 - 2:48.595 3 - 2:49.641    8 - 2:51.272 4 - 2:49.896    9 - 2:48.921 5 - <b>2:47.611</b> 10 - 2:49.205		
<b>92</b>	<b>Anthony DITHERIDGE</b>	Jaguar E-Type
1 - 3:00.482    6 - 2:47.933    11 - 2:45.958 2 - 2:44.072    7 - 2:43.182    12 - <b>2:42.348</b> 3 - 2:47.964    8 - 2:45.198 4 - 2:43.850    9 - 2:47.066 5 - 2:43.447    10 - 2:48.453		

# E-type Challenge

## RACE 18 - LAP CHART - Silverstone - 22/23/24 July 2011

Lap 1			Lap 2			Lap 3			Lap 4			Lap 5		
No	Behind	Laptime	No	Behind	Laptime	No	Behind	Laptime	No	Behind	Laptime	No	Behind	Laptime
33		2:28.012	33		2:28.766	33		2:27.919	33		2:27.835	33		2:28.455
48	3.862	2:31.874	48	7.290	2:32.194	48	9.731	2:30.360	48	15.054	2:33.158	71	1 LAP	3:02.964
46	6.240	2:34.252	46	8.935	2:31.461	46	12.213	2:31.197	46	16.089	2:31.711	40	19.268	2:30.715
63	6.974	2:34.986	63	11.710	2:33.502	40	14.141	2:30.313	40	17.008	2:30.702	46	19.634	2:32.000
40	7.108	2:35.120	40	11.747	2:33.405	63	15.872	2:32.081	63	20.680	2:32.643	80	24.792	2:30.749
53	9.712	2:37.724	53	13.065	2:32.119	53	17.051	2:31.905	53	21.455	2:32.239	53	26.107	2:33.107
8	10.143	2:38.155	8	13.978	2:32.601	35	17.847	2:31.031	35	22.032	2:32.020	35	26.651	2:33.074
35	11.553	2:39.565	35	14.735	2:31.948	8	18.869	2:32.810	80	22.498	2:28.897	48	29.417	2:42.818
24	13.411	2:41.423	83	19.397	2:34.397	80	21.436	2:29.630	8	23.436	2:32.402	8	29.748	2:34.767
83	13.766	2:41.778	80	19.725	2:32.700	83	24.983	2:33.505	83	29.433	2:32.285	83	32.828	2:31.850
38	14.797	2:42.809	24	20.613	2:35.968	43	35.726	2:38.286	7	43.568	2:32.625	63	46.315	2:54.090P
43	15.462	2:43.474	43	25.359	2:38.663	38	37.585	2:39.206	43	45.409	2:37.518	7	46.031	2:30.918
80	15.791	2:43.803	38	26.298	2:40.267	24	37.776	2:45.082	59	47.625	2:36.971	59	54.170	2:35.000
55	17.168	2:45.180	55	26.980	2:38.578	55	38.362	2:39.301	24	48.260	2:38.319	24	54.991	2:35.186
81	20.122	2:48.134	59	29.597	2:36.539	59	38.489	2:36.811	38	49.904	2:40.154	43	55.433	2:38.479
70	20.509	2:48.521	70	30.968	2:39.225	7	38.778	2:32.463	55	50.692	2:40.165	38	57.681	2:36.232
59	21.824	2:49.836	14	32.717	2:38.461	70	39.916	2:36.867	14	51.288	2:37.850	55	58.123	2:35.886
39	22.562	2:50.574	7	34.234	2:34.495	14	41.273	2:36.475	70	52.446	2:40.365	14	59.452	2:36.619
14	23.022	2:51.034	81	34.232	2:42.876	49	45.924	2:37.985	49	58.295	2:40.206	70	1:00.593	2:36.602
18	23.847	2:51.859	49	35.858	2:40.402	81	47.191	2:40.878	81	1:00.281	2:40.925	49	1:08.563	2:38.723
49	24.222	2:52.234	18	37.261	2:42.180	73	48.967	2:38.514	73	1:00.698	2:39.566	73	1:11.507	2:39.264
25	24.518	2:52.530	39	37.872	2:44.076	18	49.537	2:40.195	12	1:01.955	2:38.488	81	1:12.722	2:40.896
73	24.988	2:53.000	73	38.372	2:42.150	39	50.686	2:40.733	18	1:02.186	2:40.484	12	1:13.229	2:39.729
45	25.876	2:53.888	25	38.896	2:43.144	12	51.302	2:39.713	36	1:02.684	2:38.425	45	1:16.824	2:41.485
12	26.492	2:54.504	12	39.508	2:41.782	36	52.094	2:39.356	45	1:03.794	2:38.446	32	1:17.489	2:40.690
36	27.779	2:55.791	45	39.879	2:42.769	25	52.349	2:41.372	39	1:04.591	2:41.740	25	1:18.238	2:41.898
62	28.209	2:56.221	36	40.657	2:41.644	45	53.183	2:41.223	25	1:04.795	2:40.281	39	1:19.061	2:42.925
7	28.505	2:56.517	62	40.963	2:41.520	62	53.497	2:40.453	32	1:05.254	2:37.201	62	1:20.254	2:42.951
34	28.991	2:57.003	34	41.527	2:41.302	34	53.869	2:40.261	62	1:05.758	2:40.096	34	1:20.813	2:41.818
31	31.464	2:59.476	31	43.525	2:40.827	31	55.756	2:40.150	34	1:07.450	2:41.416	31	1:22.906	2:42.448
92	32.470	3:00.482	32	43.703	2:39.866	32	55.888	2:40.104	31	1:08.913	2:40.992	15	1:24.561	2:42.528
32	32.603	3:00.615	15	46.006	2:40.955	15	57.223	2:39.136	15	1:10.488	2:41.100	18	1:26.978	2:53.247
87	33.341	3:01.353	92	47.776	2:44.072	87	1:05.117	2:43.282	82	1:21.043	2:43.436	36	1:32.048	2:57.819
21	33.570	3:01.582	87	49.754	2:45.179	82	1:05.442	2:42.701	44	1:22.051	2:43.781	82	1:36.470	2:43.882
15	33.817	3:01.829	82	50.660	2:44.651	44	1:06.105	2:42.456	92	1:23.836	2:43.850	44	1:36.846	2:43.250
82	34.775	3:02.787	21	51.219	2:46.415	21	1:07.191	2:43.891	22	1:24.453	2:42.204	22	1:38.315	2:42.317
44	35.161	3:03.173	44	51.568	2:45.173	92	1:07.821	2:47.964	87	1:26.661	2:49.379P	92	1:38.828	2:43.447
67	35.748	3:03.760	67	53.753	2:46.771	22	1:10.084	2:42.237	17	1:26.178	2:42.659	17	1:39.219	2:41.496
90	38.771	3:06.783	22	55.766	2:45.499	67	1:11.112	2:45.278	67	1:29.640	2:46.363	67	1:47.812	2:46.627
22	39.033	3:07.045	17	57.036	2:45.356	17	1:11.354	2:42.237	41	1:42.120	2:47.742	41	2:02.008	2:48.343
41	39.754	3:07.766	41	1:01.358	2:50.370	41	1:22.213	2:48.774	90	1:47.852	2:49.896	90	2:07.008	2:47.611
17	40.446	3:08.458	90	1:04.069	2:54.064	90	1:25.791	2:49.641	20	1:49.186	2:49.013	20	2:09.041	2:48.310
20	41.719	3:09.731	20	1:04.402	2:51.449	20	1:28.008	2:51.525						
47	43.866	3:11.878P	71	1:22.049	3:02.384	71	1:55.323	3:01.193						
71	48.431	3:16.443												

Weather/Track: Sun/Dry

www.mstworld.com

Page 1 of 3

Silverstone  
 Circuit Length = 3.6490 miles.  
 Start: 14:16 End: 14:49  
 Printed - 14:53 Sunday, 24 July 2011

# E-type Challenge

## RACE 18 - LAP CHART - Silverstone - 22/23/24 July 2011

(contd.)

Lap 6			Lap 7			Lap 8			Lap 9			Lap 10		
No	Behind	Laptime	No	Behind	Laptime	No	Behind	Laptime	No	Behind	Laptime	No	Behind	Laptime
33		2:28.498	33		2:30.608	33		2:30.098	33		2:30.789	33		2:29.329
40	21.554	2:30.784	20	1 LAP	2:50.707	41	1 LAP	2:48.394	67	1 LAP	2:48.733	22	1 LAP	2:41.183
46	22.647	2:31.511	40	21.701	2:30.755	90	1 LAP	2:48.094	36	2 LAPS	5:28.267	92	1 LAP	2:47.066
80	24.402	2:28.108	80	22.996	2:29.202	20	1 LAP	2:49.550	80	25.243	2:33.567	82	1 LAP	2:44.279
53	30.930	2:33.321	46	24.134	2:32.095	80	22.465	2:29.567	40	25.615	2:33.049	17	1 LAP	2:52.043
71	1 LAP	3:00.874	53	33.908	2:33.586	40	23.355	2:31.752	41	1 LAP	2:49.815	80	25.747	2:29.833
83	40.607	2:36.277	83	44.086	2:34.087	46	26.695	2:32.659	46	29.918	2:34.012	40	27.527	2:31.241
8	41.099	2:39.849	8	45.394	2:34.903	53	36.280	2:32.470	90	1 LAP	2:51.272	36	2 LAPS	2:45.365
7	52.894	2:35.361	7	58.373	2:36.087	83	46.199	2:32.211	20	1 LAP	2:49.929	67	1 LAP	2:47.199
59	1:02.867	2:37.195	71	1 LAP	3:00.829	8	47.922	2:32.626	53	39.709	2:34.218	46	35.358	2:34.769
24	1:03.508	2:37.015	24	1:10.750	2:37.850	7	1:00.736	2:32.461	83	47.907	2:32.497	53	45.588	2:35.208
43	1:05.906	2:38.971	59	1:11.482	2:39.223	24	1:16.634	2:35.982	8	49.539	2:32.406	41	1 LAP	2:50.500
14	1:10.214	2:39.260	43	1:13.632	2:38.334	59	1:19.577	2:38.193	44	1 LAP	3:44.484	83	51.596	2:33.018
38	1:10.294	2:41.111	14	1:16.917	2:37.311	43	1:22.304	2:38.770	7	1:00.591	2:30.644	8	53.688	2:33.478
55	1:10.789	2:41.164	38	1:19.961	2:40.275	14	1:24.934	2:38.115	24	1:23.800	2:37.955	90	1 LAP	2:48.921
70	1:11.084	2:38.989	55	1:20.659	2:40.478	38	1:27.292	2:37.429	59	1:25.684	2:36.896	20	1 LAP	2:48.410
49	1:21.186	2:41.121	70	1:21.094	2:40.618	55	1:28.745	2:38.184	43	1:29.313	2:37.798	7	1:02.014	2:30.752
73	1:25.090	2:42.081	49	1:32.974	2:42.396	70	1:30.863	2:39.867	14	1:30.143	2:35.998	44	1 LAP	2:44.925
12	1:29.890	2:45.159	73	1:36.137	2:41.655	71	1 LAP	3:02.441	38	1:34.067	2:37.564	24	1:29.715	2:35.244
32	1:30.257	2:41.266	32	1:37.154	2:37.505	49	1:44.394	2:41.518	55	1:34.830	2:36.874	59	1:31.565	2:35.210
45	1:30.913	2:42.587	12	1:39.873	2:40.591	32	1:45.504	2:38.448	32	1:55.545	2:40.830	14	1:38.519	2:37.705
25	1:31.237	2:41.497	45	1:40.063	2:39.758	73	1:46.353	2:40.314	73	1:56.604	2:41.040	43	1:39.366	2:39.382
39	1:31.754	2:41.191	25	1:40.532	2:39.903	45	1:47.316	2:37.351	45	1:57.255	2:40.728	38	1:41.744	2:37.006
62	1:36.284	2:44.528	39	1:41.636	2:40.490	25	1:51.488	2:41.054	49	1:57.729	2:44.124	55	1:42.360	2:36.859
31	1:37.797	2:43.389	62	1:48.915	2:43.239	12	1:52.164	2:42.389	39	2:00.248	2:38.661	32	2:03.890	2:37.674
34	1:38.018	2:45.703	31	1:50.152	2:42.963	39	1:52.376	2:40.838	12	2:03.705	2:42.330	45	2:04.869	2:36.943
15	1:39.611	2:43.548	15	1:51.318	2:42.315	31	2:01.199	2:41.145	25	2:03.951	2:43.252	73	2:06.776	2:39.501
18	1:42.180	2:43.700	34	1:51.911	2:44.501	62	2:01.495	2:42.678	71	1 LAP	3:04.610	49	2:07.181	2:38.781
82	1:54.347	2:46.375	18	1:52.505	2:40.933	15	2:03.151	2:41.931	31	2:13.246	2:42.836	39	2:09.621	2:38.702
22	1:55.473	2:45.656	22	2:08.228	2:43.363	18	2:03.816	2:41.409	62	2:13.528	2:42.822	12	2:15.303	2:40.927
44	1:57.481	2:49.133	82	2:08.967	2:45.228	34	2:04.796	2:42.983	18	2:14.436	2:41.409	25	2:23.611	2:48.989
92	1:58.263	2:47.933	44	2:09.521	2:42.648	22	2:22.018	2:43.888	15	2:14.919	2:42.557	31	2:25.581	2:41.664
17	1:58.368	2:47.647	17	2:10.035	2:42.275	92	2:25.937	2:45.198	34	2:15.450	2:41.443	62	2:25.948	2:41.749
67	2:09.705	2:50.391	92	2:10.837	2:43.182	17	2:26.093	2:46.156	70	2:23.422	3:23.348	18	2:26.498	2:41.391
36	2:18.403	3:14.853P	67	2:26.408	2:47.311	82	2:30.121	2:51.252				15	2:29.996	2:44.406
41	2:23.025	2:49.515												
90	2:30.531	2:52.021												

Weather/Track: Sun/Dry

www.mstworld.com

Page 2 of 3

Silverstone  
Circuit Length = 3.6490 miles.  
Start: 14:16 End: 14:49

Printed - 14:53 Sunday, 24 July 2011

# E-type Challenge

## RACE 18 - LAP CHART - Silverstone - 22/23/24 July 2011

(contd.)

Lap 11			Lap 12			Lap 13			Lap 14			Lap 15		
No	Behind	Laptime	No	Behind	Laptime	No	Behind	Laptime	No	Behind	Laptime	No	Behind	Laptime
33		2:30.458	33		2:28.669	33		2:30.439						
34	1 LAP	2:44.920	25	1 LAP	2:43.780	12	1 LAP	2:43.791						
70	1 LAP	2:41.056	31	1 LAP	2:42.604	31	1 LAP	2:42.044						
71	2 LAPS	3:03.996	62	1 LAP	2:42.500	25	1 LAP	2:43.059						
22	1 LAP	2:42.811	18	1 LAP	2:42.069	62	1 LAP	2:42.293						
80	25.305	2:30.016	15	1 LAP	2:42.120	18	1 LAP	2:42.589						
40	27.724	2:30.655	34	1 LAP	2:42.653	15	1 LAP	2:43.909						
82	1 LAP	2:45.654	70	1 LAP	2:38.973	34	1 LAP	2:42.498						
92	1 LAP	2:48.453	80	26.696	2:30.060	80	27.884	2:31.627						
46	41.066	2:36.166	40	30.451	2:31.396	40	32.068	2:32.056						
36	2 LAPS	2:42.851	22	1 LAP	2:45.575	70	1 LAP	2:52.767						
67	1 LAP	2:47.345	82	1 LAP	2:44.274	22	1 LAP	2:43.250						
53	49.428	2:34.298	46	47.411	2:35.014	46	50.509	2:33.537						
83	54.676	2:33.538	71	2 LAPS	3:01.659	53	56.212	2:33.257						
8	56.414	2:33.184	92	1 LAP	2:45.958	92	1 LAP	2:42.348						
7	1:03.871	2:32.315	53	53.394	2:32.635	82	1 LAP	2:46.870						
41	1 LAP	2:50.305	36	2 LAPS	2:43.511	83	1:01.704	2:33.271						
90	1 LAP	2:49.205	83	58.872	2:32.865	8	1:02.184	2:32.360						
20	1 LAP	2:49.677	8	1:00.263	2:32.518	7	1:04.333	2:29.535						
44	1 LAP	2:43.471	7	1:05.237	2:30.035	36	2 LAPS	2:48.344						
24	1:36.409	2:37.152	67	1 LAP	2:47.973	71	2 LAPS	2:58.834						
59	1:37.087	2:35.980	41	1 LAP	2:49.268	67	1 LAP	2:46.001						
14	1:44.953	2:36.892	90	1 LAP	2:48.339	41	1 LAP	2:48.113						
43	1:46.088	2:37.180	44	1 LAP	2:43.993	44	1 LAP	2:43.404						
55	1:47.933	2:36.031	20	1 LAP	2:50.140	59	1:50.498	2:36.784						
38	1:48.237	2:36.951	59	1:44.153	2:35.735	24	1:51.084	2:36.151						
32	2:09.940	2:36.508	24	1:45.372	2:37.632	90	1 LAP	2:48.595						
45	2:11.073	2:36.662	14	1:52.723	2:36.439	20	1 LAP	2:48.688						
73	2:15.452	2:39.134	43	1:54.493	2:37.074	14	1:59.702	2:37.418						
49	2:16.580	2:39.857	55	1:55.205	2:35.941	43	2:00.595	2:36.541						
39	2:17.343	2:38.180	38	1:55.822	2:36.254	55	2:01.075	2:36.309						
12	2:25.537	2:40.692	32	2:19.690	2:38.419	38	2:01.627	2:36.244						
			45	2:20.109	2:37.705	45	2:26.644	2:36.974						
			73	2:25.747	2:38.964	32	2:28.124	2:38.873						
			39	2:26.442	2:37.768	73	2:33.910	2:38.602						
			49	2:27.883	2:39.972	39	2:34.157	2:38.154						
						49	2:38.019	2:40.575						

Weather/Track: Sun/Dry

www.mstworld.com

Page 3 of 3

Silverstone  
Circuit Length = 3.6490 miles.  
Start: 14:16 End: 14:49

Printed - 14:53 Sunday, 24 July 2011

# Grand Prix Masters

## RACE 5 - QUALIFYING - Silverstone - 22/23/24 July 2011

POS	NO	CL	DRIVER	NAT	CAR	TIME	LAPS	GAP	MPH
1	91	LAU	Andy MEYRICK		March 761	1:52.881	8		116.37
2	7	HEA	Nathan KINCH		McLaren MP4	1:55.024	9	2.143	114.20
3	24	LAU	Michael LYONS		Hesketh 308E	1:56.242	9	3.361	113.00
4	1	HEA	Bill COOMBS		Tyrrell 009	1:56.383	9	3.502	112.87
5	31	HEA	Steve HARTLEY		Arrows A4	1:57.516	8	4.635	111.78
6	13	HEA	Robert AUSTIN		Arrows A4	1:58.142	6	5.261	111.19
7	19	LAU	Ollie HANCOCK		Surtees TS19	1:58.738	9	5.857	110.63
8	10	FIT	M ROSSI DI MONTELERA		Brabham BT42	1:59.405	8	6.524	110.01
9	8	HEA	Richard MEINS		Williams FW07	1:59.497	10	6.616	109.93
10	44	HEA	John WILSON		Tyrrell 011	2:00.554	9	7.673	108.96
11	16	LAU	Richard BARBER		Fittipaldi F5A	2:00.861	9	7.980	108.69
12	35	HEA	Steve ALLEN		Arrows A1	2:01.169	9	8.288	108.41
13	3	HEA	Ian SIMMONDS		Tyrrell 012	2:01.658	9	8.777	107.97
14	23	LAU	Paul KNAPFIELD		Penske PC3	2:02.480	6	9.599	107.25
15	17	HEA	Mark DWYER		March 811	2:02.586	8	9.705	107.16
16	29	HEA	Philip HALL		Arrows A3	2:02.943	8	10.062	106.85
17	18	FIT	Simon FISH		Surtees TS16	2:03.768	8	10.887	106.13
18	77	LAU	Mark HIGSON		March 761	2:04.053	6	11.172	105.89
19	39	LAU	Richard AUSTIN		Surtees TS19	2:05.432	9	12.551	104.72
20	25	FIT	Ron MAYDON		Amon1 F101	2:06.612	8	13.731	103.75
21	37	LAU	C D'ANSEMBOURG		McLaren M26	2:06.743	9	13.862	103.64
22	49	HEA	Peter MEYRICK		Arrows A5	2:07.047	8	14.166	103.39
23	81	HEA	Mark WILLIAMS		Spirit 101	2:07.740	6	14.859	102.83
24	40	STE	Rudolf ERNST		March 721	2:07.875	9	14.994	102.72
25	11	FIT	Andrew BEAUMONT		Lotus 76	2:07.994	9	15.113	102.63
26	22	HEA	Alain PLASCH		Fittipaldi F8	2:10.140	7	17.259	100.94
27	26	LAU	Frank LYONS		McLaren M26	2:11.808	7	18.927	99.66
28	41	HEA	Rick CARLINO		March 811	2:12.851	9	19.970	98.88
29	12	FIT	Daryl TAYLOR		Shadow DN1	2:13.499	2	20.618	98.40
30	47	LAU	Jeremy SMITH		March 2-4-0	2:30.380	4	37.499	87.35
31	15	HEA	Roger WILLS		Lotus 92	2:59.805	3	1:06.924	73.05
32	9	STE	Judy LYONS		Surtees TS09	3:30.623	4	1:37.742	62.36
33	69	HEA	Rowland KINCH		Arrows A4	3:31.464	6	1:38.583	62.12

CARS 7, 9, 18, 24, 81 REQUIRE WORKING TRANSPONDERS [Q12.2.1.REFERS].

Weather/Track: Cloud/Dry

These results are provisional until the conclusion of any judicial and technical matters.

Silverstone

Circuit Length = 3.6490 miles.

Start: 14:36 End: 15:57

Clerk of the Course:		Timekeeper:
----------------------	--	-------------



# Grand Prix Masters

## RACE 5 - QUALIFYING LAP ANALYSIS - Silverstone - 22/23/24 July 2011

<b>1</b>	<b>Bill COOMBS</b>	Tyrrell 009
1 - 2:48.024	6 - 2:01.037	
2 - 2:01.662	7 - 1:56.893	
3 - 1:56.959	8 - <b>1:56.383</b>	
4 - 2:09.407P	9 - 1:57.317	
5 - 3:59.158		
<b>3</b>	<b>Ian SIMMONDS</b>	Tyrrell 012
1 - 3:12.687	6 - 2:04.426	
2 - 2:05.714	7 - 2:03.113	
3 - 2:02.717	8 - 2:04.151	
4 - 2:08.716P	9 - <b>2:01.658</b>	
5 - 3:12.022		
<b>7</b>	<b>Nathan KINCH</b>	McLaren MP4
1 - 2:49.730	6 - 2:22.444P	
2 - 2:00.354	7 - 4:54.433	
3 - 2:07.811	8 - <b>1:55.024</b>	
4 - 2:01.272	9 - 2:25.161P	
5 - 1:56.991		
<b>8</b>	<b>Richard MEINS</b>	Williams FW07
1 - 3:05.868	6 - 2:00.860	
2 - 2:04.461	7 - 2:00.654	
3 - 2:04.215	8 - 2:09.953	
4 - 2:04.337	9 - <b>1:59.497</b>	
5 - 2:02.155	10 - 2:02.352	
<b>9</b>	<b>Judy LYONS</b>	Surtees TS09
1 - 5:41.716		
2 - 3:35.008		
3 - <b>3:30.623</b>		
4 - 3:32.504P		
<b>10</b>	<b>M ROSSI DI MONTELERA</b>	Brabham BT42
1 - 3:39.442	6 - 2:45.330P	
2 - 2:27.972	7 - 4:53.057	
3 - 2:09.514	8 - <b>1:59.405</b>	
4 - 2:01.341		
5 - 2:03.935		
<b>11</b>	<b>Andrew BEAUMONT</b>	Lotus 76
1 - 3:28.068	6 - 2:25.553	
2 - 2:14.291	7 - 2:09.186	
3 - 2:14.069	8 - 2:08.894	
4 - 2:13.772	9 - <b>2:07.994</b>	
5 - 2:16.024		

CARS 7, 9, 18, 24, 81 REQUIRE WORKING TRANSPONDERS [Q12.2.1.REFERS].  
Weather/Track: Cloud/Dry

# Grand Prix Masters

## RACE 5 - QUALIFYING LAP ANALYSIS - Silverstone - 22/23/24 July 2011

(contd.)

<b>12</b>	<b>Daryl TAYLOR</b>	Shadow DN1
1 - 2:40.962 2 - <b>2:13.499</b>		
<b>13</b>	<b>Robert AUSTIN</b>	Arrows A4
1 - 4:14.205    6 - 1:58.680 2 - <b>1:58.142</b> 3 - 2:01.482P 4 - 6:50.551P 5 - 4:57.069		
<b>14</b>	<b>Chris PERKINS</b>	Surtees TS14
1 - 4:39.900P		
<b>15</b>	<b>Roger WILLS</b>	Lotus 92
1 - 3:51.984P 2 - <b>2:59.805</b> 3 - 2:17.886P		
<b>16</b>	<b>Richard BARBER</b>	Fittipaldi F5A
1 - 3:54.903    6 - <b>2:00.861</b> 2 - 2:06.534    7 - 2:02.502 3 - 2:03.122    8 - 2:01.135 4 - 2:08.375P    9 - 2:01.401 5 - 3:04.465		
<b>17</b>	<b>Mark DWYER</b>	March 811
1 - 3:46.928    6 - 5:43.812 2 - 2:07.394    7 - 2:03.849 3 - 2:11.828    8 - <b>2:02.586</b> 4 - 2:04.233 5 - 2:07.659P		
<b>18</b>	<b>Simon FISH</b>	Surtees TS16
1 - 3:50.203    6 - <b>2:03.768</b> 2 - 2:06.759    7 - 2:05.660 3 - 2:48.861P    8 - 2:03.998 4 - 4:28.085 5 - 2:05.422		

CARS 7, 9, 18, 24, 81 REQUIRE WORKING TRANSPONDERS [Q12.2.1.REFERS].  
Weather/Track: Cloud/Dry

# Grand Prix Masters

## RACE 5 - QUALIFYING LAP ANALYSIS - Silverstone - 22/23/24 July 2011

(contd.)

<b>19</b>	<b>Ollie HANCOCK</b>	Surtees TS19
1 - 3:20.561	6 - 2:00.931	
2 - 1:59.801P	7 - 2:08.299	
3 - 3:39.211	8 - <b>1:58.738</b>	
4 - 2:01.255	9 - 2:07.801	
5 - 1:59.603		
<b>22</b>	<b>Alain PLASCH</b>	Fittipaldi F8
1 - 2:51.766	6 - 2:33.411	
2 - 2:10.645	7 - 2:25.452P	
3 - 2:17.283P		
4 - 4:19.015		
5 - <b>2:10.140</b>		
<b>23</b>	<b>Paul KNAPFIELD</b>	Penske PC3
1 - 2:46.502	6 - 2:13.863P	
2 - 2:03.007		
3 - <b>2:02.480</b>		
4 - 2:05.598		
5 - 2:05.098		
<b>24</b>	<b>Michael LYONS</b>	Hesketh 308E
1 - 3:11.305P	6 - 1:56.964	
2 - 3:00.534	7 - 2:26.489	
3 - 2:02.429	8 - 1:56.284	
4 - <b>1:56.242</b>	9 - 2:01.908P	
5 - 2:02.116		
<b>25</b>	<b>Ron MAYDON</b>	Amon1 F101
1 - 3:26.522	6 - 2:09.349	
2 - 2:16.248P	7 - <b>2:06.612</b>	
3 - 3:49.520	8 - 2:07.515	
4 - 2:09.631		
5 - 2:08.657		
<b>26</b>	<b>Frank LYONS</b>	McLaren M26
1 - 3:49.619	6 - 2:14.368	
2 - 2:16.277	7 - 2:23.157P	
3 - 2:12.162		
4 - 2:11.871		
5 - <b>2:11.808</b>		
<b>29</b>	<b>Philip HALL</b>	Arrows A3
1 - 3:13.911	6 - 4:27.125	
2 - 2:10.858	7 - 2:07.445	
3 - <b>2:02.943</b>	8 - 2:14.540	
4 - 2:06.492		
5 - 2:12.933P		

CARS 7, 9, 18, 24, 81 REQUIRE WORKING TRANSPONDERS [Q12.2.1.REFERS].  
Weather/Track: Cloud/Dry

# Grand Prix Masters

## RACE 5 - QUALIFYING LAP ANALYSIS - Silverstone - 22/23/24 July 2011

(contd.)

<b>31</b>	<b>Steve HARTLEY</b>	Arrows A4
1 - 3:51.918	6 - <b>1:57.516</b>	
2 - 2:02.648	7 - 2:00.177	
3 - 2:01.398	8 - 2:11.852P	
4 - 1:58.599		
5 - 1:59.137		
<b>35</b>	<b>Steve ALLEN</b>	Arrows A1
1 - 3:03.238	6 - 2:09.942P	
2 - 2:04.265	7 - 3:55.166	
3 - <b>2:01.169</b>	8 - 2:01.197	
4 - 2:02.413	9 - 2:03.114	
5 - 2:02.124		
<b>37</b>	<b>C D'ANSEBOURG</b>	McLaren M26
1 - 3:08.080	6 - 2:08.785	
2 - 2:19.298	7 - 2:11.371	
3 - 2:08.516	8 - 2:07.780	
4 - 2:09.031	9 - <b>2:06.743</b>	
5 - 2:08.493		
<b>39</b>	<b>Richard AUSTIN</b>	Surtees TS19
1 - 4:08.282	6 - 2:07.283	
2 - 2:10.576	7 - 2:06.398	
3 - 2:07.884	8 - 2:06.680	
4 - 2:07.734	9 - <b>2:05.432</b>	
5 - 2:08.161		
<b>40</b>	<b>Rudolf ERNST</b>	March 721
1 - 3:42.831	6 - 2:09.633	
2 - 2:10.405	7 - 2:11.723	
3 - 2:14.844	8 - 2:09.787	
4 - 2:09.559	9 - <b>2:07.875</b>	
5 - 2:09.961		
<b>41</b>	<b>Rick CARLINO</b>	March 811
1 - 3:41.462	6 - 2:15.549	
2 - 2:18.336	7 - 2:13.037	
3 - 2:16.800	8 - 2:16.800	
4 - <b>2:12.851</b>	9 - 2:14.109	
5 - 2:16.192		
<b>44</b>	<b>John WILSON</b>	Tyrrell 011
1 - 2:47.103	6 - 2:05.190P	
2 - 2:04.418	7 - 3:37.598	
3 - 2:01.123	8 - <b>2:00.554</b>	
4 - 2:07.709	9 - 2:00.633	
5 - 2:01.058		

CARS 7, 9, 18, 24, 81 REQUIRE WORKING TRANSPONDERS [Q12.2.1.REFERS].  
Weather/Track: Cloud/Dry

# Grand Prix Masters

## RACE 5 - QUALIFYING LAP ANALYSIS - Silverstone - 22/23/24 July 2011

(contd.)

<b>47</b>	<b>Jeremy SMITH</b>	March 2-4-0
1 - 4:32.130P 2 - 4:35.808 3 - <b>2:30.380</b> 4 - 2:24.024P		
<b>49</b>	<b>Peter MEYRICK</b>	Arrows A5
1 - 3:02.359    6 - <b>2:07.047</b> 2 - 2:07.581    7 - 2:07.380 3 - 2:11.037P    8 - 2:22.050P 4 - 6:15.831 5 - 2:07.101		
<b>69</b>	<b>Rowland KINCH</b>	Arrows A4
1 - <b>3:31.464</b> 6 - 2:19.046P 2 - 2:02.987P 3 - 3:45.001 4 - 2:01.079P 5 - 5:04.741		
<b>77</b>	<b>Mark HIGSON</b>	March 761
1 - 3:36.780    6 - 2:20.007P 2 - 2:06.136 3 - <b>2:04.053</b> 4 - 2:04.618 5 - 2:04.937		
<b>81</b>	<b>Mark WILLIAMS</b>	Spirit 101
1 - 3:41.774    6 - <b>2:07.740</b> 2 - 2:08.341 3 - 3:28.878P 4 - 6:59.190 5 - 2:08.808		
<b>91</b>	<b>Andy MEYRICK</b>	March 761
1 - 3:01.298    6 - 1:54.157 2 - 1:55.960    7 - <b>1:52.881</b> 3 - 1:53.278    8 - 2:00.426P 4 - 2:02.079P 5 - 4:56.575		

CARS 7, 9, 18, 24, 81 REQUIRE WORKING TRANSPONDERS [Q12.2.1.REFERS].  
Weather/Track: Cloud/Dry

# Grand Prix Masters

## RACE 5 - GRID - Silverstone - 22/23/24 July 2011

ROW 17	14 PERKINS	69 KINCH
ROW 16	9 LYONS	15 WILLS
ROW 15	47 SMITH	12 TAYLOR
ROW 14	41 CARLINO	26 LYONS
ROW 13	22 PLASCH	11 BEAUMONT
ROW 12	40 ERNST	81 WILLIAMS
ROW 11	49 MEYRICK	37 D'ANSEMBOURG
ROW 10	25 MAYDON	39 AUSTIN
ROW 9	77 HIGSON	18 FISH
ROW 8	29 HALL	17 DWYER
ROW 7	23 KNAPFIELD	3 SIMMONDS
ROW 6	35 ALLEN	16 BARBER
ROW 5	44 WILSON	8 MEINS
ROW 4	10 ROSSI DI MONTELERA	19 HANCOCK
ROW 3	13 AUSTIN	31 HARTLEY
ROW 2	1 COOMBS	24 LYONS
ROW 1	7 KINCH	91 MEYRICK

POLE

**CARS 7, 9, 18, 24, 81 REQUIRE WORKING TRANSPONDERS [Q12.2.1.REFERS].**

**Weather/Track: Cloud/Dry**

**These results are provisional until the conclusion of any judicial and technical matters.**

Silverstone

Circuit Length = 3.6490 miles.

Start: 14:36 End: 15:57

Clerk of the Course:

Timekeeper:

# Grand Prix Masters

## RACE 5 - CLASSIFICATION - Silverstone - 22/23/24 July 2011

POS	NO	CL	DRIVER	NAT	CAR	TIME	LAPS	GAP	MPH	BEST
1	91	LAU	Andy MEYRICK		March 761	25:03.258	13		113.40	1:53.792
2	1	HEA	Bill COOMBS		Tyrrell 009	25:27.819	13	24.561	111.57	1:55.090
3	31	HEA	Steve HARTLEY		Arrows A4	25:41.606	13	38.348	110.58	1:55.175
4	19	LAU	Ollie HANCOCK		Surtees TS19	25:47.133	13	43.875	110.18	1:57.628
5	7	HEA	Nathan KINCH		McLaren MP4	25:55.178	13	51.920	109.61	1:54.748
6	8	HEA	Richard MEINS		Williams FW07	26:03.618	13	1:00.360	109.02	1:58.963
7	49	HEA	Peter MEYRICK		Arrows A5	25:04.559	12	1 LAP	104.57	2:03.378
8	44	HEA	John WILSON		Tyrrell 011	25:04.941	12	1 LAP	104.54	2:00.462
9	35	HEA	Steve ALLEN		Arrows A1	25:05.563	12	1 LAP	104.50	2:01.068
10	16	LAU	Richard BARBER		Fittipaldi F5A	25:06.391	12	1 LAP	104.44	2:00.536
11	15	HEA	Roger WILLS		Lotus 92	25:06.772	12	1 LAP	104.41	2:02.172
12	29	HEA	Philip HALL		Arrows A3	25:07.222	12	1 LAP	104.38	2:02.188
13	37	LAU	C D'ANSEMBOURG		McLaren M26	25:08.136	12	1 LAP	104.32	2:02.589
14	17	HEA	Mark DWYER		March 811	25:11.777	12	1 LAP	104.07	2:02.320
15	18	FIT	Simon FISH		Surtees TS16	25:12.462	12	1 LAP	104.02	2:03.171
16	77	LAU	Mark HIGSON		March 761	25:13.473	12	1 LAP	103.95	2:02.992
17	81	HEA	Mark WILLIAMS		Spirit 101	25:29.963	12	1 LAP	102.83	2:02.255
18	26	LAU	Frank LYONS		McLaren M26	25:43.969	12	1 LAP	101.90	2:03.680
19	39	LAU	Richard AUSTIN		Surtees TS19	25:59.345	12	1 LAP	100.89	2:02.967
20	40	STE	Rudolf ERNST		March 721	26:16.828	12	1 LAP	99.77	2:07.956
21	41	HEA	Rick CARLINO		March 811	25:33.934	11	2 LAPS	94.00	2:13.562
22	11	FIT	Andrew BEAUMONT		Lotus 76	26:10.050	11	2 LAPS	91.84	2:05.773

### NOT CLASSIFIED

12	FIT	Daryl TAYLOR		Shadow DN1	21:47.020	10	D.N.F.	100.27	2:04.903
13	HEA	Robert AUSTIN		Arrows A4	17:49.089	9	D.N.F.	110.30	1:56.464
25	FIT	Ron MAYDON		Amon1 F101	21:17.250	9	D.N.F.	92.32	2:04.486
10	FIT	M ROSSI DI MONTELERA		Brabham BT42	16:23.163	8	D.N.F.	106.58	1:59.110
47	LAU	Jeremy SMITH		March 2-4-0	17:03.387	8	D.N.F.	102.39	2:04.572
24	LAU	Michael LYONS		Hesketh 308E	13:31.741	7	D.N.F.	112.90	1:55.062
22	HEA	Alain PLASCH		Fittipaldi F8	19:06.450	5	D.N.F.	57.02	2:07.463
9	STE	Judy LYONS		Surtees TS09	13:41.628	4	D.N.F.	63.58	3:14.902
69	HEA	Rowland KINCH		Arrows A4	9:45.712	2	D.N.F.	44.34	
3	HEA	Ian SIMMONDS		Tyrrell 012	2:08.756	1	D.N.F.	99.67	2:08.756

### FASTEST LAP

91	LAU	Andy MEYRICK		March 761	1:53.792	1	112.78mph	181.50kph
7	HEA	Nathan KINCH		McLaren MP4	1:54.748	5	114.48mph	184.23kph
10	FIT	M ROSSI DI MONTELERA		Brabham BT42	1:59.110	2	110.28mph	177.49kph
40	STE	Rudolf ERNST		March 721	2:07.956	7	102.66mph	165.22kph

Weather/Track: Cloud/Dry

These results are provisional until the conclusion of any judicial and technical matters.

Silverstone

Circuit Length = 3.6490 miles.

Start: 13:39 End: 14:04

Clerk of the Course:

Timekeeper:

# Grand Prix Masters

## RACE 5 - LAP ANALYSIS - Silverstone - 22/23/24 July 2011

<b>1</b>	<b>Bill COOMBS</b>	Tyrrell 009
1 - 1:57.821	6 - 1:57.177	11 - 1:59.065
2 - 1:55.609	7 - 1:56.755	12 - 2:00.422
3 - 1:55.352	8 - 1:56.630	13 - 2:00.612
4 - <b>1:55.090</b>	9 - 1:57.669	
5 - 1:56.150	10 - 1:59.467	
<b>3</b>	<b>Ian SIMMONDS</b>	Tyrrell 012
1 - <b>2:08.756</b>		
<b>7</b>	<b>Nathan KINCH</b>	McLaren MP4
1 - 1:58.881	6 - 1:55.857	11 - 1:56.478
2 - 1:55.961	7 - 1:55.097	12 - 2:00.423
3 - 1:55.628	8 - 1:55.488	13 - 2:38.211P
4 - 1:55.698	9 - 1:56.124	
5 - <b>1:54.748</b>	10 - 1:56.584	
<b>8</b>	<b>Richard MEINS</b>	Williams FW07
1 - 2:03.748	6 - 1:59.445	11 - 1:59.688
2 - 2:00.570	7 - 1:59.132	12 - 1:59.804
3 - 2:00.318	8 - 1:59.763	13 - <b>1:58.963</b>
4 - 1:59.149	9 - 2:00.070	
5 - 1:59.837	10 - 2:03.131	
<b>9</b>	<b>Judy LYONS</b>	Surtees TS09
1 - 3:41.157		
2 - 3:20.721		
3 - <b>3:14.902</b>		
4 - 3:24.848P		
<b>10</b>	<b>M ROSSI DI MONTELERA</b>	Brabham BT42
1 - 2:02.598	6 - 2:04.225	
2 - <b>1:59.110</b>	7 - 2:03.472	
3 - 2:00.554	8 - 2:07.087	
4 - 2:01.065		
5 - 2:05.052		

Weather/Track: Cloud/Dry

www.mstworld.com

Page 1 of 6

Silverstone  
Circuit Length = 3.6490 miles.  
Start: 13:39 End: 14:04

Printed - 14:09 Saturday, 23 July 2011



# Grand Prix Masters

## RACE 5 - LAP ANALYSIS - Silverstone - 22/23/24 July 2011

(contd.)

<b>11</b>	<b>Andrew BEAUMONT</b>	Lotus 76
1 - 2:18.968	6 - 2:27.905P	11 - 2:37.399P
2 - 2:10.639	7 - 3:03.320	
3 - 2:10.888	8 - <b>2:05.773</b>	
4 - 2:08.473	9 - 2:22.006	
5 - 2:12.654	10 - 2:32.025	
<b>12</b>	<b>Daryl TAYLOR</b>	Shadow DN1
1 - 2:19.780	6 - 2:06.043	
2 - 2:11.013	7 - <b>2:04.903</b>	
3 - 2:11.660	8 - 2:10.013	
4 - 2:06.859	9 - 2:15.573	
5 - 2:11.642	10 - 2:09.534	
<b>13</b>	<b>Robert AUSTIN</b>	Arrows A4
1 - 1:59.491	6 - 1:56.915	
2 - 1:56.537	7 - 1:57.193	
3 - <b>1:56.464</b>	8 - 2:01.029	
4 - 1:56.799	9 - 2:07.135	
5 - 1:57.526		
<b>15</b>	<b>Roger WILLS</b>	Lotus 92
1 - 2:18.555	6 - 2:03.493	11 - 2:05.962
2 - 2:04.724	7 - <b>2:02.172</b>	12 - 2:02.729
3 - 2:04.865	8 - 2:02.880	
4 - 2:04.871	9 - 2:04.095	
5 - 2:03.630	10 - 2:08.796	
<b>16</b>	<b>Richard BARBER</b>	Fittipaldi F5A
1 - 2:05.991	6 - 2:00.925	11 - 2:09.060
2 - 2:01.600	7 - 2:01.129	12 - 2:01.998
3 - 2:01.027	8 - 2:03.588	
4 - 2:00.748	9 - 2:02.572	
5 - <b>2:00.536</b>	10 - 2:37.217	
<b>17</b>	<b>Mark DWYER</b>	March 811
1 - 2:08.174	6 - 2:04.453	11 - 2:12.891
2 - 2:02.405	7 - 2:02.942	12 - 2:03.265
3 - <b>2:02.320</b>	8 - 2:04.247	
4 - 2:03.267	9 - 2:04.511	
5 - 2:03.653	10 - 2:19.649	

Weather/Track: Cloud/Dry

www.mstworld.com

Page 2 of 6

Silverstone  
Circuit Length = 3.6490 miles.  
Start: 13:39 End: 14:04

Printed - 14:09 Saturday, 23 July 2011

# Grand Prix Masters

## RACE 5 - LAP ANALYSIS - Silverstone - 22/23/24 July 2011

(contd.)

<b>18</b>	<b>Simon FISH</b>	Surtees TS16
1 - 2:12.644	6 - 2:04.843	11 - 2:12.044
2 - 2:04.248	7 - 2:03.945	12 - <b>2:03.171</b>
3 - 2:03.387	8 - 2:04.565	
4 - 2:04.524	9 - 2:03.518	
5 - 2:04.086	10 - 2:11.487	
<b>19</b>	<b>Ollie HANCOCK</b>	Surtees TS19
1 - 2:01.704	6 - 1:58.484	11 - 1:58.426
2 - 1:58.250	7 - 1:58.215	12 - 1:57.821
3 - 1:57.863	8 - 1:59.235	13 - 2:04.357
4 - <b>1:57.628</b>	9 - 1:58.141	
5 - 1:58.397	10 - 1:58.612	
<b>22</b>	<b>Alain PLASCH</b>	Fittipaldi F8
1 - 2:19.211		
2 - <b>2:07.463</b>		
3 - 2:07.943		
4 - 2:24.396P		
5 - X:00.000P		
<b>24</b>	<b>Michael LYONS</b>	Hesketh 308E
1 - 1:55.850	6 - 1:55.970	
2 - <b>1:55.062</b>	7 - 1:56.913	
3 - 1:55.537		
4 - 1:56.261		
5 - 1:56.148		
<b>25</b>	<b>Ron MAYDON</b>	Amon1 F101
1 - 2:15.019	6 - 2:04.743	
2 - 2:07.405	7 - <b>2:04.486</b>	
3 - 2:06.255	8 - 2:14.380	
4 - 2:07.043	9 - 4:11.281P	
5 - 2:06.638		
<b>26</b>	<b>Frank LYONS</b>	McLaren M26
1 - 2:21.226	6 - <b>2:03.680</b>	11 - 2:07.549
2 - 2:08.773	7 - 2:04.730	12 - 2:21.297
3 - 2:05.117	8 - 2:06.124	
4 - 2:05.100	9 - 2:05.970	
5 - 2:04.054	10 - 2:10.349	

Weather/Track: Cloud/Dry

www.mstworld.com

Page 3 of 6

Silverstone  
Circuit Length = 3.6490 miles.  
Start: 13:39 End: 14:04

Printed - 14:09 Saturday, 23 July 2011

# Grand Prix Masters

## RACE 5 - LAP ANALYSIS - Silverstone - 22/23/24 July 2011

(contd.)

<b>29</b>	<b>Philip HALL</b>	Arrows A3
1 - 2:11.771	6 - 2:03.697	11 - 2:05.883
2 - 2:04.136	7 - 2:03.431	12 - 2:05.268
3 - 2:03.646	8 - 2:03.330	
4 - 2:05.002	9 - 2:04.205	
5 - <b>2:02.188</b>	10 - 2:14.665	
<b>31</b>	<b>Steve HARTLEY</b>	Arrows A4
1 - 2:00.088	6 - <b>1:55.175</b>	11 - 1:57.674
2 - 1:56.995	7 - 1:56.622	12 - 1:55.645
3 - 1:56.373	8 - 2:15.513	13 - 1:58.613
4 - 1:56.123	9 - 1:59.176	
5 - 1:56.534	10 - 1:57.075	
<b>35</b>	<b>Steve ALLEN</b>	Arrows A1
1 - 2:05.365	6 - 2:01.471	11 - 2:08.152
2 - 2:02.473	7 - 2:03.111	12 - 2:02.596
3 - 2:01.320	8 - 2:01.487	
4 - 2:01.071	9 - 2:01.304	
5 - <b>2:01.068</b>	10 - 2:36.145	
<b>37</b>	<b>C D'ANSEBOURG</b>	McLaren M26
1 - 2:10.797	6 - 2:03.942	11 - 2:09.039
2 - 2:03.314	7 - 2:03.215	12 - 2:03.055
3 - 2:02.620	8 - 2:06.027	
4 - 2:03.174	9 - 2:05.302	
5 - <b>2:02.589</b>	10 - 2:15.062	
<b>39</b>	<b>Richard AUSTIN</b>	Surtees TS19
1 - 2:14.306	6 - 2:04.639	11 - 2:10.535
2 - 2:04.571	7 - 2:04.210	12 - 2:13.928
3 - 2:04.259	8 - <b>2:02.967</b>	
4 - 2:03.878	9 - 2:03.823	
5 - 2:04.631	10 - 2:47.598	
<b>40</b>	<b>Rudolf ERNST</b>	March 721
1 - 2:20.934	6 - 2:09.958	11 - 2:17.517
2 - 2:10.978	7 - <b>2:07.956</b>	12 - 2:11.259
3 - 2:09.418	8 - 2:07.988	
4 - 2:09.732	9 - 2:11.930	
5 - 2:08.898	10 - 2:10.260	

Weather/Track: Cloud/Dry

www.mstworld.com

Page 4 of 6

Silverstone  
Circuit Length = 3.6490 miles.  
Start: 13:39 End: 14:04

Printed - 14:09 Saturday, 23 July 2011

# Grand Prix Masters

## RACE 5 - LAP ANALYSIS - Silverstone - 22/23/24 July 2011

(contd.)

<b>41</b>	<b>Rick CARLINO</b>	March 811
1 - 2:23.656	6 - 2:15.840	11 - 2:14.568
2 - 2:13.723	7 - 2:19.739	
3 - <b>2:13.562</b>	8 - 2:14.518	
4 - 2:15.525	9 - 2:46.644	
5 - 2:14.766	10 - 2:21.393	
<b>44</b>	<b>John WILSON</b>	Tyrrell 011
1 - 2:04.706	6 - 2:00.959	11 - 2:06.641
2 - 2:00.509	7 - 2:01.050	12 - 2:03.787
3 - 2:02.220	8 - 2:03.500	
4 - 2:02.313	9 - 2:01.493	
5 - <b>2:00.462</b>	10 - 2:37.301	
<b>47</b>	<b>Jeremy SMITH</b>	March 2-4-0
1 - 2:20.086	6 - 2:06.014	
2 - 2:10.274	7 - <b>2:04.572</b>	
3 - 2:06.273	8 - 2:05.436	
4 - 2:05.990		
5 - 2:04.742		
<b>49</b>	<b>Peter MEYRICK</b>	Arrows A5
1 - 2:10.287	6 - 2:04.502	11 - 2:05.572
2 - 2:04.933	7 - 2:04.126	12 - 2:03.714
3 - 2:03.686	8 - 2:04.434	
4 - 2:04.748	9 - <b>2:03.378</b>	
5 - 2:04.725	10 - 2:10.454	
<b>69</b>	<b>Rowland KINCH</b>	Arrows A4
1 - 2:18.137P		
2 - 7:27.575P		
<b>77</b>	<b>Mark HIGSON</b>	March 761
1 - 2:14.116	6 - 2:05.262	11 - 2:11.937
2 - 2:04.485	7 - 2:03.988	12 - <b>2:02.992</b>
3 - 2:03.830	8 - 2:03.059	
4 - 2:04.062	9 - 2:03.748	
5 - 2:04.291	10 - 2:11.703	

Weather/Track: Cloud/Dry

www.mstworld.com

Page 5 of 6

Silverstone  
Circuit Length = 3.6490 miles.  
Start: 13:39 End: 14:04

Printed - 14:09 Saturday, 23 July 2011

## Grand Prix Masters

### RACE 5 - LAP ANALYSIS - Silverstone - 22/23/24 July 2011

(contd.)

<b>81</b>	<b>Mark WILLIAMS</b>	Spirit 101
1 - 2:15.328	6 - 2:06.299	11 - 2:17.287
2 - 2:04.270	7 - 2:04.064	12 - 2:11.849
3 - 2:05.345	8 - 2:03.681	
4 - <b>2:02.255</b>	9 - 2:04.402	
5 - 2:03.270	10 - 2:11.913	
<b>91</b>	<b>Andy MEYRICK</b>	March 761
1 - <b>1:53.792</b>	6 - 1:54.443	11 - 1:58.449
2 - 1:53.802	7 - 1:55.304	12 - 2:01.027
3 - 1:54.448	8 - 1:54.678	13 - 1:57.950
4 - 1:54.180	9 - 1:55.101	
5 - 1:54.343	10 - 1:55.741	

Weather/Track: Cloud/Dry

[www.mstworld.com](http://www.mstworld.com)

Page 6 of 6

Silverstone  
Circuit Length = 3.6490 miles.  
Start: 13:39 End: 14:04

Printed - 14:09 Saturday, 23 July 2011

# Grand Prix Masters

## RACE 5 - LAP CHART - Silverstone - 22/23/24 July 2011

Lap 1			Lap 2			Lap 3			Lap 4			Lap 5		
No	Behind	Laptime	No	Behind	Laptime	No	Behind	Laptime	No	Behind	Laptime	No	Behind	Laptime
91		1:53.792	91		1:53.802	91		1:54.448	91		1:54.180	91		1:54.343
24	2.058	1:55.850	24	3.318	1:55.062	24	4.407	1:55.537	24	6.488	1:56.261	24	8.293	1:56.148
1	4.029	1:57.821	1	5.836	1:55.609	1	6.740	1:55.352	1	7.650	1:55.090	1	9.457	1:56.150
7	5.089	1:58.881	7	7.248	1:55.961	7	8.428	1:55.628	7	9.946	1:55.698	7	10.351	1:54.748
13	5.699	1:59.491	13	8.434	1:56.537	13	10.450	1:56.464	13	13.069	1:56.799	69	3 LAPS	7:27.575P
31	6.296	2:00.088	31	9.489	1:56.995	31	11.414	1:56.373	31	13.357	1:56.123	31	15.548	1:56.534
19	7.912	2:01.704	19	12.360	1:58.250	19	15.775	1:57.863	19	19.223	1:57.628	13	16.252	1:57.526
10	8.806	2:02.598	10	14.114	1:59.110	10	20.220	2:00.554	10	27.105	2:01.065	19	23.277	1:58.397
8	9.956	2:03.748	8	16.724	2:00.570	8	22.594	2:00.318	8	27.563	1:59.149	8	33.057	1:59.837
44	10.914	2:04.706	44	17.621	2:00.509	44	25.393	2:02.220	16	33.144	2:00.748	10	37.814	2:05.052
35	11.573	2:05.365	16	19.997	2:01.600	16	26.576	2:01.027	44	33.526	2:02.313	16	39.337	2:00.536
16	12.199	2:05.991	35	20.244	2:02.473	35	27.116	2:01.320	35	34.007	2:01.071	44	39.645	2:00.462
17	14.382	2:08.174	17	22.985	2:02.405	17	30.857	2:02.320	17	39.944	2:03.267	35	40.732	2:01.068
3	14.964	2:08.756	37	26.517	2:03.314	37	34.689	2:02.620	37	43.683	2:03.174	9	2 LAPS	3:14.902
49	16.495	2:10.287	49	27.626	2:04.933	49	36.864	2:03.686	49	47.432	2:04.748	17	49.254	2:03.653
37	17.005	2:10.797	29	28.313	2:04.136	29	37.511	2:03.646	29	48.333	2:05.002	37	51.929	2:02.589
29	17.979	2:11.771	18	29.298	2:04.248	18	38.237	2:03.387	18	48.581	2:04.524	29	56.178	2:02.188
18	18.852	2:12.644	77	31.007	2:04.485	77	40.389	2:03.830	77	50.271	2:04.062	49	57.814	2:04.725
77	20.324	2:14.116	39	31.283	2:04.571	39	41.094	2:04.259	39	50.792	2:03.878	18	58.324	2:04.086
39	20.514	2:14.306	81	32.004	2:04.270	81	42.901	2:05.345	81	50.976	2:02.255	81	59.903	2:03.270
25	21.227	2:15.019	25	34.830	2:07.405	15	46.102	2:04.865	15	56.793	2:04.871	77	1:00.219	2:04.291
81	21.536	2:15.328	15	35.685	2:04.724	25	46.637	2:06.255	25	59.500	2:07.043	39	1:01.080	2:04.631
69	24.345	2:18.137P	22	39.080	2:07.463	22	52.575	2:07.943	26	1:03.994	2:05.100	15	1:06.080	2:03.630
15	24.763	2:18.555	11	42.013	2:10.639	26	53.074	2:05.117	47	1:06.401	2:05.990	25	1:11.795	2:06.638
11	25.176	2:18.968	26	42.405	2:08.773	47	54.591	2:06.273	11	1:12.746	2:08.473	26	1:13.705	2:04.054
22	25.419	2:19.211	47	42.766	2:10.274	11	58.453	2:10.888	12	1:13.090	2:06.859	47	1:16.800	2:04.742
12	25.988	2:19.780	12	43.199	2:11.013	40	59.288	2:09.418	40	1:14.840	2:09.732	40	1:29.395	2:08.898
47	26.294	2:20.086	40	44.318	2:10.978	12	1:00.411	2:11.660	22	1:22.791	2:24.396P	12	1:30.389	2:11.642
40	27.142	2:20.934	41	49.785	2:13.723	41	1:08.899	2:13.562	41	1:30.244	2:15.525	11	1:31.057	2:12.654
26	27.434	2:21.226				9	1 LAP	3:20.721				41	1:50.667	2:14.766
41	29.864	2:23.656												
9	1:47.365	3:41.157												

Weather/Track: Cloud/Dry

www.mstworld.com

Page 1 of 3

Silverstone  
Circuit Length = 3.6490 miles.  
Start: 13:39 End: 14:04

Printed - 14:08 Saturday, 23 July 2011

# Grand Prix Masters

## RACE 5 - LAP CHART - Silverstone - 22/23/24 July 2011

(contd.)

Lap 6			Lap 7			Lap 8			Lap 9			Lap 10		
No	Behind	Laptime	No	Behind	Laptime	No	Behind	Laptime	No	Behind	Laptime	No	Behind	Laptime
91		1:54.443	91		1:55.304	91		1:54.678	91		1:55.101	91		1:55.741
24	9.820	1:55.970	11	1 LAP	2:27.905P	40	1 LAP	2:07.956	12	1 LAP	2:10.013	22	5 LAPS	10:07.437P
7	11.765	1:55.857	24	11.429	1:56.913	7	12.368	1:55.488	7	13.391	1:56.124	7	14.234	1:56.584
1	12.191	1:57.177	7	11.558	1:55.097	1	15.594	1:56.630	40	1 LAP	2:07.988	1	21.888	1:59.467
31	16.280	1:55.175	1	13.642	1:56.755	13	26.964	2:01.029	1	18.162	1:57.669	12	1 LAP	2:15.573
13	18.724	1:56.915	41	1 LAP	2:15.840	19	34.786	1:59.235	19	37.826	1:58.141	40	1 LAP	2:11.930
19	27.318	1:58.484	31	17.598	1:56.622	31	38.433	2:15.513	13	38.998	2:07.135	19	40.697	1:58.612
8	38.059	1:59.445	9	3 LAPS	3:24.848P	41	1 LAP	2:19.739	31	42.508	1:59.176	31	43.842	1:57.075
16	45.819	2:00.925	13	20.613	1:57.193	8	46.972	1:59.763	8	51.941	2:00.070	8	59.331	2:03.131
44	46.161	2:00.959	19	30.229	1:58.215	16	1:00.554	2:03.588	41	1 LAP	2:14.518	44	1:48.681	2:37.301
10	47.596	2:04.225	8	41.887	1:59.132	44	1:00.729	2:03.500	44	1:07.121	2:01.493	35	1:48.983	2:36.145
35	47.760	2:01.471	16	51.644	2:01.129	35	1:02.376	2:01.487	16	1:08.025	2:02.572	49	1:49.441	2:10.454
17	59.264	2:04.453	44	51.907	2:01.050	10	1:08.173	2:07.087	35	1:08.579	2:01.304	16	1:49.501	2:37.217
37	1:01.428	2:03.942	35	55.567	2:03.111	17	1:16.471	2:04.247	17	1:25.881	2:04.511	17	1:49.789	2:19.649
29	1:05.432	2:03.697	10	55.764	2:03.472	11	1 LAP	3:03.320	11	1 LAP	2:05.773	37	1:50.210	2:15.062
49	1:07.873	2:04.502	17	1:06.902	2:02.942	37	1:20.688	2:06.027	37	1:30.889	2:05.302	29	1:50.239	2:14.665
18	1:08.724	2:04.843	37	1:09.339	2:03.215	29	1:22.211	2:03.330	29	1:31.315	2:04.205	18	1:51.415	2:11.487
77	1:11.038	2:05.262	29	1:13.559	2:03.431	49	1:26.451	2:04.434	49	1:34.728	2:03.378	41	1 LAP	2:46.644
39	1:11.276	2:04.639	49	1:16.695	2:04.126	18	1:27.252	2:04.565	18	1:35.669	2:03.518	15	1:52.249	2:08.796
81	1:11.759	2:06.299	18	1:17.365	2:03.945	77	1:28.103	2:03.059	77	1:36.750	2:03.748	77	1:52.712	2:11.703
15	1:15.130	2:03.493	77	1:19.722	2:03.988	39	1:28.471	2:02.967	39	1:37.193	2:03.823	11	1 LAP	2:22.006
25	1:22.095	2:04.743	39	1:20.182	2:04.210	81	1:29.522	2:03.681	81	1:38.823	2:04.402	81	1:54.995	2:11.913
26	1:22.942	2:03.680	81	1:20.519	2:04.064	15	1:30.200	2:02.880	15	1:39.194	2:04.095			
47	1:28.371	2:06.014	15	1:21.998	2:02.172	26	1:43.814	2:06.124	26	1:54.683	2:05.970			
12	1:41.989	2:06.043	25	1:31.277	2:04.486	47	1:48.397	2:05.436						
40	1:44.910	2:09.958	26	1:32.368	2:04.730	25	1:50.979	2:14.380						
			47	1:37.639	2:04.572									
			12	1:51.588	2:04.903									

Weather/Track: Cloud/Dry

www.mstworld.com

Page 2 of 3

Silverstone  
Circuit Length = 3.6490 miles.  
Start: 13:39 End: 14:04

Printed - 14:08 Saturday, 23 July 2011

# Grand Prix Masters

## RACE 5 - LAP CHART - Silverstone - 22/23/24 July 2011

(contd.)

Lap 11			Lap 12			Lap 13			Lap 14			Lap 15		
No	Behind	Laptime	No	Behind	Laptime	No	Behind	Laptime	No	Behind	Laptime	No	Behind	Laptime
91		1:58.449	91		2:01.027	91		1:57.950						
26	1 LAP	2:10.349	17	1 LAP	2:12.891	49	1 LAP	2:03.714						
25	2 LAPS	4:11.281P	18	1 LAP	2:12.044	44	1 LAP	2:03.787						
7	12.263	1:56.478	77	1 LAP	2:11.937	35	1 LAP	2:02.596						
1	22.504	1:59.065	7	11.659	2:00.423	16	1 LAP	2:01.998						
39	1 LAP	2:47.598	81	1 LAP	2:17.287	15	1 LAP	2:02.729						
19	40.674	1:58.426	41	2 LAPS	2:21.393	29	1 LAP	2:05.268						
12	1 LAP	2:09.534	26	1 LAP	2:07.549	37	1 LAP	2:03.055						
31	43.067	1:57.674	1	21.899	2:00.422	17	1 LAP	2:03.265						
40	1 LAP	2:10.260	11	2 LAPS	2:32.025	18	1 LAP	2:03.171						
8	1:00.570	1:59.688	19	37.468	1:57.821	77	1 LAP	2:02.992						
49	1:56.564	2:05.572	31	37.685	1:55.645	1	24.561	2:00.612						
44	1:56.873	2:06.641	39	1 LAP	2:10.535	81	1 LAP	2:11.849						
29	1:57.673	2:05.883	8	59.347	1:59.804	41	2 LAPS	2:14.568						
35	1:58.686	2:08.152	40	1 LAP	2:17.517	31	38.348	1:58.613						
15	1:59.762	2:05.962				26	1 LAP	2:21.297						
16	2:00.112	2:09.060				19	43.875	2:04.357						
37	2:00.800	2:09.039				7	51.920	2:38.211P						
						39	1 LAP	2:13.928						
						8	1:00.360	1:58.963						
						11	2 LAPS	2:37.399P						
						40	1 LAP	2:11.259						

Weather/Track: Cloud/Dry

www.mstworld.com

Page 3 of 3

Silverstone  
Circuit Length = 3.6490 miles.  
Start: 13:39 End: 14:04

Printed - 14:08 Saturday, 23 July 2011




# Grand Prix Masters

## RACE 19 - GRID - AMENDED - Silverstone - 22/23/24 July 2011

ROW 16		23	KNAPFIELD	
ROW 15	3	SIMMONDS	69	KINCH
ROW 14	9	LYONS	22	PLASCH
ROW 13	24	LYONS	47	SMITH
ROW 12	10	ROSSI DI MONTELERA	25	MAYDON
ROW 11	12	TAYLOR	11	BEAUMONT
ROW 10	41	CARLINO	40	ERNST
ROW 9	39	AUSTIN	26	LYONS
ROW 8	81	WILLIAMS	77	HIGSON
ROW 7	18	FISH	17	DWYER
ROW 6	37	D'ANSEMBOURG	29	HALL
ROW 5	15	WILLS	16	BARBER
ROW 4	35	ALLEN	44	WILSON
ROW 3	49	MEYRICK	8	MEINS
ROW 2	19	HANCOCK	31	HARTLEY
ROW 1	1	COOMBS	91	MEYRICK

POLE



Cars 7, 13 withdrawn. Car 23 allowed to start at back of grid.  
These results are provisional until the conclusion of any judicial and technical matters.

Silverstone  
Circuit Length = 3.6490 miles.

Clerk of the Course:		Timekeeper:
----------------------	--	-------------

# Grand Prix Masters

## RACE 19 - CLASSIFICATION - Silverstone - 22/23/24 July 2011

POS	NO	CL	DRIVER	NAT	CAR	TIME	LAPS	GAP	MPH	BEST
1	91	LAU	Andy MEYRICK		March 761	21:28.066	11		111.94	1:55.046
2	31	HEA	Steve HARTLEY		Arrows A4	21:30.236	11	2.170	111.76	1:55.703
3	1	HEA	Bill COOMBS		Tyrrell 009	21:47.634	11	19.568	110.27	1:57.284
4	19	LAU	Ollie HANCOCK		Surtees TS19	21:54.856	11	26.790	109.66	1:58.602
5	8	HEA	Richard MEINS		Williams FW07	22:03.040	11	34.974	108.99	1:59.103
6	17	HEA	Mark DWYER		March 811	22:28.876	11	1:00.810	106.90	2:01.468
7	35	HEA	Steve ALLEN		Arrows A1	22:29.764	11	1:01.698	106.83	2:01.197
8	10	FIT	M ROSSI DI MONTELERA		Brabham BT42	22:36.719	11	1:08.653	106.28	2:00.637
9	15	HEA	Roger WILLS		Lotus 92	22:38.261	11	1:10.195	106.16	2:01.049
10	37	LAU	C D'ANSEMBOURG		McLaren M26	22:44.293	11	1:16.227	105.69	2:02.374
11	29	HEA	Philip HALL		Arrows A3	22:44.587	11	1:16.521	105.67	2:02.269
12	81	HEA	Mark WILLIAMS		Spirit 101	22:54.170	11	1:26.104	104.93	2:00.394
13	77	LAU	Mark HIGSON		March 761	22:59.923	11	1:31.857	104.49	2:03.590
14	39	LAU	Richard AUSTIN		Surtees TS19	23:00.440	11	1:32.374	104.45	2:03.025
15	3	HEA	Ian SIMMONDS		Tyrrell 012	23:07.269	11	1:39.203	103.94	2:03.048
16	49	HEA	Peter MEYRICK		Arrows A5	23:13.839	11	1:45.773	103.45	2:03.494
17	11	FIT	Andrew BEAUMONT		Lotus 76	23:16.428	11	1:48.362	103.26	2:04.604
18	22	HEA	Alain PLASCH		Fittipaldi F8	23:16.662	11	1:48.596	103.24	2:02.595
19	25	FIT	Ron MAYDON		Amon1 F101	23:19.940	11	1:51.874	103.00	2:04.600
20	26	LAU	Frank LYONS		McLaren M26	23:21.041	11	1:52.975	102.92	2:03.806
21	40	STE	Rudolf ERNST		March 721	21:50.181	10	1 LAP	100.03	2:06.710
22	12	FIT	Daryl TAYLOR		Shadow DN1	22:00.612	10	1 LAP	99.24	2:07.362
23	41	HEA	Rick CARLINO		March 811	22:25.483	10	1 LAP	97.40	2:10.480

### NOT CLASSIFIED

44	HEA	John WILSON	Tyrrell 011	17:07.177	8	D.N.F.	102.01	2:01.067
9	STE	Judy LYONS	Surtees TS09	22:43.465	7	N.C.F.	67.22	3:11.153
18	FIT	Simon FISH	Surtees TS16	13:10.761	6	D.N.F.	99.29	2:03.424
23	FIT	Paul KNAPFIELD	Brabham BT42	6:26.097	3	D.N.F.	101.28	2:03.875
47	LAU	Jeremy SMITH	March 2-4-0	4:56.170	2	D.N.F.	87.68	2:16.422
16	LAU	Richard BARBER	Fittipaldi F5A	2:25.955	1	D.N.F.	87.93	
69	HEA	Rowland KINCH	Arrows A4	3:07.750	1	D.N.F.	68.35	

### FASTEST LAP

91	LAU	Andy MEYRICK	March 761	1:55.046	2	114.18mph	183.76kph
31	HEA	Steve HARTLEY	Arrows A4	1:55.703	11	113.53mph	182.71kph
10	FIT	M ROSSI DI MONTELERA	Brabham BT42	2:00.637	4	108.89mph	175.24kph
40	STE	Rudolf ERNST	March 721	2:06.710	8	103.67mph	166.84kph

Weather/Track: Sun/Dry

These results are provisional until the conclusion of any judicial and technical matters.

Silverstone  
Circuit Length = 3.6490 miles.  
Start: 15:15 End: 15:36

Clerk of the Course:	Timekeeper:
----------------------	-------------

# Grand Prix Masters

## RACE 19 - LAP ANALYSIS - Silverstone - 22/23/24 July 2011

<b>1</b>	<b>Bill COOMBS</b>	Tyrrell 009
1 - 1:59.115	6 - 1:59.355	11 - 1:59.381
2 - 1:58.038	7 - 1:58.860	
3 - 1:57.905	8 - 1:59.635	
4 - <b>1:57.284</b>	9 - 1:59.312	
5 - 1:58.154	10 - 2:00.595	
<b>3</b>	<b>Ian SIMMONDS</b>	Tyrrell 012
1 - 2:17.038	6 - 2:05.924	11 - 2:06.383
2 - 2:05.706	7 - 2:04.531	
3 - 2:03.945	8 - <b>2:03.048</b>	
4 - 2:05.254	9 - 2:03.505	
5 - 2:06.845	10 - 2:05.090	
<b>8</b>	<b>Richard MEINS</b>	Williams FW07
1 - 2:04.575	6 - 2:00.288	11 - <b>1:59.103</b>
2 - 2:00.819	7 - 1:59.625	
3 - 1:59.824	8 - 1:59.363	
4 - 1:59.907	9 - 1:59.241	
5 - 2:00.296	10 - 1:59.999	
<b>9</b>	<b>Judy LYONS</b>	Surtees TS09
1 - <b>3:11.153</b>	6 - 3:13.131	
2 - 3:13.462	7 - 3:15.870	
3 - 3:16.564		
4 - 3:18.957		
5 - 3:14.328		
<b>10</b>	<b>M ROSSI DI MONTELERA</b>	Brabham BT42
1 - 2:13.378	6 - 2:01.983	11 - 2:02.005
2 - 2:04.925	7 - 2:01.860	
3 - 2:03.588	8 - 2:02.963	
4 - <b>2:00.637</b>	9 - 2:02.515	
5 - 2:01.328	10 - 2:01.537	
<b>11</b>	<b>Andrew BEAUMONT</b>	Lotus 76
1 - 2:19.659	6 - 2:05.515	11 - 2:04.880
2 - 2:06.347	7 - <b>2:04.604</b>	
3 - 2:07.373	8 - 2:04.795	
4 - 2:06.128	9 - 2:06.673	
5 - 2:05.665	10 - 2:04.789	

Weather/Track: Sun/Dry

www.mstworld.com

Page 1 of 5

Silverstone  
Circuit Length = 3.6490 miles.  
Start: 15:15 End: 15:36

Printed - 15:40 Sunday, 24 July 2011

# Grand Prix Masters

## RACE 19 - LAP ANALYSIS - Silverstone - 22/23/24 July 2011

(contd.)

<b>12</b>	<b>Daryl TAYLOR</b>	Shadow DN1
1 - 2:22.893	6 - 2:11.952	
2 - 2:14.795	7 - 2:09.362	
3 - 2:12.640	8 - 2:12.424	
4 - 2:11.075	9 - 2:08.563	
5 - 2:09.546	10 - <b>2:07.362</b>	
<b>15</b>	<b>Roger WILLS</b>	Lotus 92
1 - 2:08.858	6 - 2:03.047	11 - 2:02.575
2 - 2:03.225	7 - 2:02.716	
3 - 2:03.094	8 - 2:03.002	
4 - 2:04.324	9 - 2:03.712	
5 - 2:02.659	10 - <b>2:01.049</b>	
<b>16</b>	<b>Richard BARBER</b>	Fittipaldi F5A
1 - 2:25.955P		
<b>17</b>	<b>Mark DWYER</b>	March 811
1 - 2:07.201	6 - 2:02.209	11 - 2:03.505
2 - 2:01.542	7 - 2:02.014	
3 - <b>2:01.468</b>	8 - 2:01.762	
4 - 2:02.672	9 - 2:02.197	
5 - 2:02.461	10 - 2:01.845	
<b>18</b>	<b>Simon FISH</b>	Surtees TS16
1 - 2:12.528	6 - 2:32.243P	
2 - 2:04.851		
3 - 2:05.045		
4 - <b>2:03.424</b>		
5 - 2:12.670		
<b>19</b>	<b>Ollie HANCOCK</b>	Surtees TS19
1 - 2:01.349	6 - 2:00.332	11 - 1:59.547
2 - 1:59.463	7 - 1:59.123	
3 - 1:59.686	8 - 1:58.912	
4 - 1:59.403	9 - <b>1:58.602</b>	
5 - 1:59.660	10 - 1:58.779	

Weather/Track: Sun/Dry

www.mstworld.com

Page 2 of 5

Silverstone  
Circuit Length = 3.6490 miles.  
Start: 15:15 End: 15:36

Printed - 15:40 Sunday, 24 July 2011

# Grand Prix Masters

## RACE 19 - LAP ANALYSIS - Silverstone - 22/23/24 July 2011

(contd.)

<b>22</b>	<b>Alain PLASCH</b>	Fittipaldi F8
1 - 2:17.996	6 - 2:04.116	11 - 2:04.490
2 - 2:07.334	7 - 2:02.685	
3 - 2:08.822	8 - 2:04.317	
4 - 2:06.447	9 - 2:12.950	
5 - 2:04.910	10 - <b>2:02.595</b>	
<b>23</b>	<b>Paul KNAPFIELD</b>	Brabham BT42
1 - 2:12.795		
2 - <b>2:03.875</b>		
3 - 2:09.427P		
<b>25</b>	<b>Ron MAYDON</b>	Amon1 F101
1 - 2:21.501	6 - 2:05.125	11 - 2:06.874
2 - 2:06.002	7 - 2:04.959	
3 - 2:07.295	8 - 2:05.334	
4 - 2:06.884	9 - <b>2:04.600</b>	
5 - 2:05.972	10 - 2:05.394	
<b>26</b>	<b>Frank LYONS</b>	McLaren M26
1 - 2:15.841	6 - 2:06.362	11 - 2:04.678
2 - 2:08.800	7 - 2:05.258	
3 - 2:11.206	8 - 2:06.383	
4 - 2:07.204	9 - 2:05.984	
5 - 2:05.519	10 - <b>2:03.806</b>	
<b>29</b>	<b>Philip HALL</b>	Arrows A3
1 - 2:10.607	6 - 2:03.488	11 - 2:03.271
2 - 2:03.981	7 - 2:03.602	
3 - 2:04.330	8 - 2:02.839	
4 - 2:02.861	9 - 2:03.023	
5 - 2:04.316	10 - <b>2:02.269</b>	
<b>31</b>	<b>Steve HARTLEY</b>	Arrows A4
1 - 2:01.867	6 - 1:57.303	11 - <b>1:55.703</b>
2 - 1:57.776	7 - 1:56.757	
3 - 1:56.792	8 - 1:56.624	
4 - 1:56.221	9 - 1:56.698	
5 - 1:58.077	10 - 1:56.418	

Weather/Track: Sun/Dry

www.mstworld.com

Page 3 of 5

Silverstone  
Circuit Length = 3.6490 miles.  
Start: 15:15 End: 15:36

Printed - 15:40 Sunday, 24 July 2011

# Grand Prix Masters

## RACE 19 - LAP ANALYSIS - Silverstone - 22/23/24 July 2011

(contd.)

<b>35</b>	<b>Steve ALLEN</b>	Arrows A1
1 - 2:06.598	6 - 2:01.932	11 - 2:04.071
2 - 2:02.808	7 - 2:02.005	
3 - 2:02.834	8 - 2:01.875	
4 - 2:01.857	9 - 2:02.497	
5 - 2:02.090	10 - <b>2:01.197</b>	
<b>37</b>	<b>C D'ANSEMBOURG</b>	McLaren M26
1 - 2:08.147	6 - 2:02.921	11 - 2:03.857
2 - <b>2:02.374</b>	7 - 2:02.519	
3 - 2:05.181	8 - 2:02.801	
4 - 2:03.179	9 - 2:05.940	
5 - 2:02.975	10 - 2:04.399	
<b>39</b>	<b>Richard AUSTIN</b>	Surtees TS19
1 - 2:13.975	6 - 2:04.853	11 - 2:03.571
2 - 2:06.296	7 - 2:03.969	
3 - 2:06.023	8 - 2:03.407	
4 - 2:05.248	9 - <b>2:03.025</b>	
5 - 2:06.060	10 - 2:04.013	
<b>40</b>	<b>Rudolf ERNST</b>	March 721
1 - 2:23.335	6 - 2:09.219	
2 - 2:12.975	7 - 2:10.471	
3 - 2:09.844	8 - <b>2:06.710</b>	
4 - 2:10.102	9 - 2:08.498	
5 - 2:09.411	10 - 2:09.616	
<b>41</b>	<b>Rick CARLINO</b>	March 811
1 - 2:22.589	6 - 2:13.266	
2 - 2:15.371	7 - 2:13.992	
3 - <b>2:10.480</b>	8 - 2:15.372	
4 - 2:11.976	9 - 2:13.528	
5 - 2:13.237	10 - 2:15.672	
<b>44</b>	<b>John WILSON</b>	Tyrrell 011
1 - 2:04.913	6 - 2:01.694	
2 - 2:01.325	7 - <b>2:01.067</b>	
3 - 2:02.528	8 - 2:51.634P	
4 - 2:01.963		
5 - 2:02.053		

Weather/Track: Sun/Dry

www.mstworld.com

Page 4 of 5

Silverstone  
Circuit Length = 3.6490 miles.  
Start: 15:15 End: 15:36

Printed - 15:40 Sunday, 24 July 2011

# Grand Prix Masters

## RACE 19 - LAP ANALYSIS - Silverstone - 22/23/24 July 2011

(contd.)

<b>47</b>	<b>Jeremy SMITH</b>	March 2-4-0
1 - <b>2:16.422</b> 2 - 2:39.748P		
<b>49</b>	<b>Peter MEYRICK</b>	Arrows A5
1 - 2:11.037    6 - 2:03.990    11 - 2:13.433 2 - 2:04.376    7 - 2:05.863 3 - 2:04.154    8 - 2:04.723 4 - <b>2:03.494</b> 9 - 2:05.269 5 - 2:04.092    10 - 2:13.408		
<b>69</b>	<b>Rowland KINCH</b>	Arrows A4
1 - 3:07.750P		
<b>77</b>	<b>Mark HIGSON</b>	March 761
1 - 2:12.338    6 - 2:04.332    11 - <b>2:03.590</b> 2 - 2:07.532    7 - 2:03.781 3 - 2:04.952    8 - 2:05.134 4 - 2:04.256    9 - 2:04.272 5 - 2:04.785    10 - 2:04.951		
<b>81</b>	<b>Mark WILLIAMS</b>	Spirit 101
1 - 2:14.319    6 - 2:06.439    11 - 2:03.953 2 - 2:06.613    7 - 2:01.325 3 - 2:06.130    8 - 2:01.259 4 - 2:05.165    9 - <b>2:00.394</b> 5 - 2:06.810    10 - 2:01.763		
<b>91</b>	<b>Andy MEYRICK</b>	March 761
1 - 1:55.067    6 - 1:56.410    11 - 1:56.415 2 - <b>1:55.046</b> 7 - 1:57.521 3 - 2:00.511    8 - 1:57.846 4 - 1:58.011    9 - 1:59.451 5 - 1:55.458    10 - 1:56.330		

Weather/Track: Sun/Dry

www.mstworld.com

Page 5 of 5

Silverstone  
Circuit Length = 3.6490 miles.  
Start: 15:15    End: 15:36

Printed - 15:40 Sunday, 24 July 2011

# Grand Prix Masters

## RACE 19 - LAP CHART - Silverstone - 22/23/24 July 2011

Lap 1			Lap 2			Lap 3			Lap 4			Lap 5		
No	Behind	Laptime	No	Behind	Laptime	No	Behind	Laptime	No	Behind	Laptime	No	Behind	Laptime
91		1:55.067	91		1:55.046	91		2:00.511	91		1:58.011	91		1:55.458
1	4.048	1:59.115	1	7.040	1:58.038	1	4.434	1:57.905	1	3.707	1:57.284	1	6.403	1:58.154
19	6.282	2:01.349	31	9.530	1:57.776	31	5.811	1:56.792	31	4.021	1:56.221	31	6.640	1:58.077
31	6.800	2:01.867	19	10.699	1:59.463	19	9.874	1:59.686	19	11.266	1:59.403	19	15.468	1:59.660
8	9.508	2:04.575	8	15.281	2:00.819	8	14.594	1:59.824	8	16.490	1:59.907	8	21.328	2:00.296
44	9.846	2:04.913	44	16.125	2:01.325	44	18.142	2:02.528	44	22.094	2:01.963	44	28.689	2:02.053
35	11.531	2:06.598	17	18.630	2:01.542	17	19.587	2:01.468	17	24.248	2:02.672	17	31.251	2:02.461
17	12.134	2:07.201	35	19.293	2:02.808	35	21.616	2:02.834	35	25.462	2:01.857	35	32.094	2:02.090
37	13.080	2:08.147	37	20.408	2:02.374	15	24.553	2:03.094	37	30.246	2:03.179	37	37.763	2:02.975
15	13.791	2:08.858	15	21.970	2:03.225	37	25.078	2:05.181	15	30.866	2:04.324	15	38.067	2:02.659
29	15.540	2:10.607	29	24.475	2:03.981	29	28.294	2:04.330	29	33.144	2:02.861	10	39.763	2:01.328
49	15.970	2:11.037	49	25.300	2:04.376	49	28.943	2:04.154	10	33.893	2:00.637	29	42.002	2:04.316
77	17.271	2:12.338	23	26.557	2:03.875	10	31.267	2:03.588	49	34.426	2:03.494	49	43.060	2:04.092
18	17.461	2:12.528	18	27.266	2:04.851	18	31.800	2:05.045	18	37.213	2:03.424	77	49.770	2:04.785
23	17.728	2:12.795	10	28.190	2:04.925	9	1 LAP	3:13.462	77	40.443	2:04.256	39	53.509	2:06.060
10	18.311	2:13.378	77	29.757	2:07.532	77	34.198	2:04.952	39	42.907	2:05.248	18	54.425	2:12.670
39	18.908	2:13.975	39	30.158	2:06.296	23	35.473	2:09.427P	3	43.308	2:05.254	3	54.695	2:06.845
81	19.252	2:14.319	81	30.819	2:06.613	39	35.670	2:06.023	81	43.592	2:05.165	81	54.944	2:06.810
26	20.774	2:15.841	3	32.631	2:05.706	3	36.065	2:03.945	11	50.872	2:06.128	11	1:01.079	2:05.665
47	21.355	2:16.422	26	34.528	2:08.800	81	36.438	2:06.130	22	51.964	2:06.447	22	1:01.416	2:04.910
3	21.971	2:17.038	22	35.217	2:07.334	11	42.755	2:07.373	25	53.047	2:06.884	25	1:03.561	2:05.972
22	22.929	2:17.996	11	35.893	2:06.347	22	43.528	2:08.822	26	54.416	2:07.204	26	1:04.477	2:05.519
11	24.592	2:19.659	25	37.390	2:06.002	25	44.174	2:07.295	40	1:07.621	2:10.102	40	1:21.574	2:09.411
25	26.434	2:21.501	40	46.197	2:12.975	26	45.223	2:11.206	41	1:11.781	2:11.976	12	1:26.856	2:09.546
41	27.522	2:22.589	12	47.575	2:14.795	40	55.530	2:09.844	12	1:12.768	2:11.075	41	1:29.560	2:13.237
12	27.826	2:22.893	41	47.847	2:15.371	41	57.816	2:10.480	9	1 LAP	3:16.564			
40	28.268	2:23.335	47	1:06.057	2:39.748P	12	59.704	2:12.640						
16	30.888	2:25.955P												
69	1:12.683	3:07.750P												
9	1:16.086	3:11.153												

Weather/Track: Sun/Dry

www.mstworld.com

Page 1 of 3

Silverstone  
Circuit Length = 3.6490 miles.  
Start: 15:15 End: 15:36

Printed - 15:40 Sunday, 24 July 2011



# Grand Prix Masters

## RACE 19 - LAP CHART - Silverstone - 22/23/24 July 2011

(contd.)

Lap 6			Lap 7			Lap 8			Lap 9			Lap 10		
No	Behind	Laptime	No	Behind	Laptime	No	Behind	Laptime	No	Behind	Laptime	No	Behind	Laptime
91		1:56.410	91		1:57.521	91		1:57.846	91		1:59.451	91		1:56.330
31	7.533	1:57.303	31	6.769	1:56.757	41	1 LAP	2:13.992	31	2.794	1:56.698	31	2.882	1:56.418
1	9.348	1:59.355	1	10.687	1:58.860	31	5.547	1:56.624	12	1 LAP	2:12.424	40	1 LAP	2:08.498
19	19.390	2:00.332	19	20.992	1:59.123	1	12.476	1:59.635	1	12.337	1:59.312	1	16.602	2:00.595
8	25.206	2:00.288	8	27.310	1:59.625	19	22.058	1:58.912	41	1 LAP	2:15.372	12	1 LAP	2:08.563
44	33.973	2:01.694	44	37.519	2:01.067	8	28.827	1:59.363	19	21.209	1:58.602	19	23.658	1:58.779
17	37.050	2:02.209	17	41.543	2:02.014	9	3 LAPS	3:14.328	8	28.617	1:59.241	8	32.286	1:59.999
35	37.616	2:01.932	35	42.100	2:02.005	17	45.459	2:01.762	17	48.205	2:02.197	41	1 LAP	2:13.528
37	44.274	2:02.921	37	49.272	2:02.519	35	46.129	2:01.875	35	49.175	2:02.497	17	53.720	2:01.845
15	44.704	2:03.047	10	49.675	2:01.860	37	54.227	2:02.801	10	57.856	2:02.515	35	54.042	2:01.197
10	45.336	2:01.983	15	49.899	2:02.716	10	54.792	2:02.963	15	59.316	2:03.712	10	1:03.063	2:01.537
29	49.080	2:03.488	29	55.161	2:03.602	15	55.055	2:03.002	37	1:00.716	2:05.940	15	1:04.035	2:01.049
49	50.640	2:03.990	49	58.982	2:05.863	29	1:00.154	2:02.839	29	1:03.726	2:03.023	37	1:08.785	2:04.399
77	57.692	2:04.332	77	1:03.952	2:03.781	49	1:05.859	2:04.723	49	1:11.677	2:05.269	29	1:09.665	2:02.269
39	1:01.952	2:04.853	39	1:08.400	2:03.969	77	1:11.240	2:05.134	81	1:13.133	2:00.394	81	1:18.566	2:01.763
3	1:04.209	2:05.924	81	1:08.777	2:01.325	81	1:12.190	2:01.259	77	1:16.061	2:04.272	77	1:24.682	2:04.951
81	1:04.973	2:06.439	3	1:11.219	2:04.531	39	1:13.961	2:03.407	39	1:17.535	2:03.025	39	1:25.218	2:04.013
22	1:09.122	2:04.116	22	1:14.286	2:02.685	3	1:16.421	2:03.048	3	1:20.475	2:03.505	49	1:28.755	2:13.408
11	1:10.184	2:05.515	11	1:17.267	2:04.604	22	1:20.757	2:04.317	11	1:31.438	2:06.673	3	1:29.235	2:05.090
25	1:12.276	2:05.125	25	1:19.714	2:04.959	11	1:24.216	2:04.795	25	1:32.351	2:04.600	11	1:39.897	2:04.789
26	1:14.429	2:06.362	26	1:22.166	2:05.258	25	1:27.202	2:05.334	22	1:34.256	2:12.950	22	1:40.521	2:02.595
9	2 LAPS	3:18.957	40	1:47.333	2:10.471	26	1:30.703	2:06.383	26	1:37.236	2:05.984	25	1:41.415	2:05.394
18	1:30.258	2:32.243P	12	1:54.239	2:09.362	44	1:31.307	2:51.634P	9	3 LAPS	3:13.131	26	1:44.712	2:03.806
40	1:34.383	2:09.219				40	1:56.197	2:06.710						
12	1:42.398	2:11.952												
41	1:46.416	2:13.266												

Weather/Track: Sun/Dry

www.mstworld.com

Page 2 of 3

Silverstone  
Circuit Length = 3.6490 miles.  
Start: 15:15 End: 15:36

Printed - 15:40 Sunday, 24 July 2011

# Grand Prix Masters

## RACE 19 - LAP CHART - Silverstone - 22/23/24 July 2011

(contd.)

Lap 11			Lap 12			Lap 13			Lap 14			Lap 15		
No	Behind	Laptime	No	Behind	Laptime	No	Behind	Laptime	No	Behind	Laptime	No	Behind	Laptime
91		1:56.415												
31	2.170	1:55.703												
1	19.568	1:59.381												
40	1 LAP	2:09.616												
19	26.790	1:59.547												
12	1 LAP	2:07.362												
8	34.974	1:59.103												
41	1 LAP	2:15.672												
17	1:00.810	2:03.505												
35	1:01.698	2:04.071												
10	1:08.653	2:02.005												
15	1:10.195	2:02.575												
9	4 LAPS	3:15.870												
37	1:16.227	2:03.857												
29	1:16.521	2:03.271												
81	1:26.104	2:03.953												
77	1:31.857	2:03.590												
39	1:32.374	2:03.571												
3	1:39.203	2:06.383												
49	1:45.773	2:13.433												
11	1:48.362	2:04.880												
22	1:48.596	2:04.490												
25	1:51.874	2:06.874												
26	1:52.975	2:04.678												

Weather/Track: Sun/Dry

www.mstworld.com

Page 3 of 3

Silverstone  
Circuit Length = 3.6490 miles.  
Start: 15:15 End: 15:36

Printed - 15:40 Sunday, 24 July 2011

# HGPCA Pre' 66 Grand Prix Cars

## RACE 6 - QUALIFYING - Silverstone - 22/23/24 July 2011

POS	NO	CL	DRIVER	NAT	CAR	TIME	LAPS	GAP	MPH
1	79	7	Alasdair MCCAIG		Cooper T53	2:20.268	8		93.65
2	48	7	Roger WILLS		Cooper T51	2:20.621	6	0.353	93.41
3	22	12	Peter HORSMAN		Lotus 18/21	2:22.086	8	1.818	92.45
4	18	7	John CHISHOLM		Lotus 18	2:23.832	8	3.564	91.33
5	10	7	Enrico SPAGGIARI		Cooper T53	2:23.837	8	3.569	91.32
6	2	11	Mark PIERCY		Lola Mk 4	2:23.847	7	3.579	91.32
7	64	12	Jon FAIRLEY		Cooper T53	2:24.878	8	4.610	90.67
8	7	7	Nick WIGLEY		Cooper T51	2:25.512	7	5.244	90.27
9	5	7	Rod JOLLEY		Cooper T45/51	2:26.254	7	5.986	89.81
10	32	9	Andrew SMITH		Cooper T43	2:26.638	8	6.370	89.58
11	50	12	Bill KIRKPATRICK		Cooper T53	2:26.862	8	6.594	89.44
12	71	10	Alan BAILLIE		Cooper T71/73	2:27.203	8	6.935	89.24
13	1	7	John HARPER		Cooper T51	2:28.027	7	7.759	88.74
14	19	9	Miles GRIFFITHS		Cooper T45	2:28.355	8	8.087	88.54
15	6	7	Paul SMEETH		Lotus 18	2:28.812	8	8.544	88.27
16	93	12	Rudolf ERNST		Lotus 18	2:28.870	8	8.602	88.24
17	42	9	James WILLIS		Cooper T45	2:29.675	8	9.407	87.76
18	66	11	Sidney HOOLE		Cooper T66	2:29.770	8	9.502	87.71
19	3	10	Barry CANNEL		Lola Mk 3	2:29.937	8	9.669	87.61
20	27	10	Andrew BEAUMONT		LDS	2:30.328	8	10.060	87.38
21	84	1	Eddie MCGUIRE		Lotus 16	2:31.690	8	11.422	86.60
22	8	9	Tony DITHERIDGE		Cooper T45	2:31.693	8	11.425	86.59
23	24	11	Nigel WILLIAMS		Lotus 24	2:32.305	7	12.037	86.25
24	17	9	Nick EDEN		Cooper T45	2:32.364	7	12.096	86.21
25	14	7	Charles MCCABE		Lotus 18	2:32.378	7	12.110	86.20
26	33	7	Simon EDWARDS		Cooper T51	2:33.721	7	13.453	85.45
27	21	10	Dan COLLINS		Lotus 21	2:34.346	8	14.078	85.11
28	11	10	John ELLIOTT		Lotus 18	2:34.488	8	14.220	85.03
29	41	10	Alex MORTON		Lotus 21	2:35.441	8	15.173	84.51
30	37	10	Eddy PERK		Heron F1	2:36.513	8	16.245	83.93
31	20	11	David COPLOWE		Lotus 24	2:36.678	7	16.410	83.84
32	26	11	Jorge FERIOLI		Lola Mk 4	2:37.750	7	17.482	83.27
33	23	10	Malcolm RICKETTS		Lotus 18	2:38.657	7	18.389	82.79
34	44	7	Richard PARNELL		Walker Special GP Tipo 10	2:39.152	7	18.884	82.54
35	15	9	Tania PILKINGTON		Cooper T43	2:39.194	8	18.926	82.51
36	47	9	Brian JOLLIFFE		Cooper T45	2:41.061	7	20.793	81.56
37	53	12	Scotty TAYLOR		Cooper T53	2:42.663	7	22.395	80.75
38	75	1	Niamh MCGUIRE		Cooper-Bristol	2:44.377	7	24.109	79.91
39	72	10	Larry KINCH		Lotus 32	2:45.104	2	24.836	79.56
40	4	9	Malcolm COOK		Cooper T43	2:47.535	7	27.267	78.41
41	88	1	Roger NEWMAN		Merlyn	2:47.582	7	27.314	78.38
42	30	11	Kurt DELBENE		BRM F1	2:52.095	7	31.827	76.33
43	51	9	Christopher WILSON		Cooper T51	2:58.737	7	38.469	73.49
44	25	11	Andy MIDDLEHURST		Lotus 25	14:07.935	2	11:47.667	15.49
45	29	11	Nick FENNELL		Lotus 25	14:14.674	3	11:54.406	15.37

CARS 24, 53, 79 REQUIRE WORKING TRANSPONDERS.

Weather/Track: Cloud/Dry. CARS 4, 33 HAVE 2x TRANSPONDERS.

These results are provisional until the conclusion of any judicial and technical matters.

Silverstone

Circuit Length = 3.6490 miles.

Start: 15:11 End: 15:31

Clerk of the Course:		Timekeeper:
----------------------	--	-------------

# HGPCA Pre' 66 Grand Prix Cars

## RACE 6 - QUALIFYING LAP ANALYSIS - Silverstone - 22/23/24 July 2011

<b>1</b>	<b>John HARPER</b>	Cooper T51
1 - X:00.000	6 - 2:28.624	
2 - 2:32.218	7 - 2:45.850P	
3 - 2:30.574		
4 - 2:29.386		
5 - <b>2:28.027</b>		
<b>2</b>	<b>Mark PIERCY</b>	Lola Mk 4
1 - X:00.000	6 - 3:21.855	
2 - 2:30.582	7 - <b>2:23.847</b>	
3 - 2:24.972		
4 - 2:31.199		
5 - 3:33.616P		
<b>3</b>	<b>Barry CANNEL</b>	Lola Mk 3
1 - X:00.000	6 - <b>2:29.937</b>	
2 - 2:38.972	7 - 2:30.590	
3 - 2:36.371	8 - 2:30.667	
4 - 2:35.595		
5 - 2:30.222		
<b>4</b>	<b>Malcolm COOK</b>	Cooper T43
1 - X:00.000	6 - <b>2:47.535</b>	
2 - 3:02.106	7 - 3:09.935P	
3 - 2:53.701		
4 - 2:49.279		
5 - 2:47.836		
<b>5</b>	<b>Rod JOLLEY</b>	Cooper T45/51
1 - X:00.000	6 - <b>2:26.254</b>	
2 - 2:30.864	7 - 2:39.031P	
3 - 2:31.506		
4 - 2:27.654		
5 - 2:26.834		
<b>6</b>	<b>Paul SMEETH</b>	Lotus 18
1 - X:00.000	6 - <b>2:28.812</b>	
2 - 2:34.862	7 - 2:28.963	
3 - 2:34.082	8 - 2:32.606	
4 - 2:32.917		
5 - 2:32.457		
<b>7</b>	<b>Nick WIGLEY</b>	Cooper T51
1 - X:00.000	6 - 2:26.605	
2 - 2:27.412	7 - 2:35.242P	
3 - <b>2:25.512</b>		
4 - 2:29.402		
5 - 2:26.842		

Weather/Track: Cloud/Dry

# HGPCA Pre' 66 Grand Prix Cars

## RACE 6 - QUALIFYING LAP ANALYSIS - Silverstone - 22/23/24 July 2011

(contd.)

<b>8</b>	<b>Tony DITHERIDGE</b>	Cooper T45
1 - X:00.000	6 - 2:33.188	
2 - 2:40.167	7 - <b>2:31.693</b>	
3 - 2:38.374	8 - 2:34.803	
4 - 2:36.279		
5 - 2:36.824		
<b>10</b>	<b>Enrico SPAGGIARI</b>	Cooper T53
1 - X:00.000	6 - 2:25.254	
2 - 2:25.826	7 - 2:24.680	
3 - 2:24.609	8 - <b>2:23.837</b>	
4 - 2:24.133		
5 - 2:25.076		
<b>11</b>	<b>John ELLIOTT</b>	Lotus 18
1 - X:00.000	6 - 2:35.029	
2 - 2:45.684	7 - 2:36.689	
3 - 2:40.980	8 - 2:37.507	
4 - <b>2:34.488</b>		
5 - 2:36.819		
<b>14</b>	<b>Charles MCCABE</b>	Lotus 18
1 - X:00.000	6 - 2:37.328	
2 - 2:55.330	7 - <b>2:32.378</b>	
3 - 2:46.981		
4 - 2:36.878		
5 - 2:39.255		
<b>15</b>	<b>Tania PILKINGTON</b>	Cooper T43
1 - X:00.000	6 - <b>2:39.194</b>	
2 - 2:42.603	7 - 2:40.644	
3 - 2:41.410	8 - 2:42.068	
4 - 2:40.935		
5 - 2:39.425		
<b>17</b>	<b>Nick EDEN</b>	Cooper T45
1 - X:00.000	6 - 2:34.095	
2 - 2:48.530	7 - <b>2:32.364</b>	
3 - 2:43.040		
4 - 2:39.021		
5 - 2:39.289		
<b>18</b>	<b>John CHISHOLM</b>	Lotus 18
1 - X:00.000	6 - 2:25.927	
2 - 2:25.034	7 - 2:23.903	
3 - <b>2:23.832</b>	8 - 2:24.233	
4 - 2:27.843		
5 - 2:26.810		

Weather/Track: Cloud/Dry

# HGPCA Pre' 66 Grand Prix Cars

## RACE 6 - QUALIFYING LAP ANALYSIS - Silverstone - 22/23/24 July 2011

(contd.)

<b>19</b>	<b>Miles GRIFFITHS</b>	Cooper T45
1 - X:00.000	6 - 3:16.201	
2 - 2:32.824	7 - <b>2:28.355</b>	
3 - 2:31.368	8 - 2:28.543	
4 - 2:30.009		
5 - 2:46.562P		
<b>20</b>	<b>David COPLOWE</b>	Lotus 24
1 - X:00.000	6 - 2:37.705	
2 - 2:45.430	7 - <b>2:36.678</b>	
3 - 2:44.793		
4 - 3:06.546		
5 - 2:46.881		
<b>21</b>	<b>Dan COLLINS</b>	Lotus 21
1 - X:00.000	6 - 2:38.096	
2 - 2:46.448	7 - <b>2:34.346</b>	
3 - 2:39.182	8 - 2:35.258	
4 - 2:35.703		
5 - 2:34.626		
<b>22</b>	<b>Peter HORSMAN</b>	Lotus 18/21
1 - X:00.000	6 - 2:22.536	
2 - 2:25.704	7 - 2:23.751	
3 - 2:27.603	8 - <b>2:22.086</b>	
4 - 3:08.572		
5 - 2:24.036		
<b>23</b>	<b>Malcolm RICKETTS</b>	Lotus 18
1 - X:00.000	6 - 2:39.155	
2 - 2:43.278	7 - 2:39.406	
3 - <b>2:38.657</b>		
4 - 2:43.754P		
5 - 4:14.111		
<b>24</b>	<b>Nigel WILLIAMS</b>	Lotus 24
1 - X:00.000	6 - 2:32.316	
2 - 2:39.168	7 - <b>2:32.305</b>	
3 - 2:35.799		
4 - 2:34.720		
5 - 2:34.449		
<b>25</b>	<b>Andy MIDDLEHURST</b>	Lotus 25
1 - <b>X:00.000</b>		
2 - 2:43.243P		

# HGPCA Pre' 66 Grand Prix Cars

## RACE 6 - QUALIFYING LAP ANALYSIS - Silverstone - 22/23/24 July 2011

(contd.)

<b>26</b>	<b>Jorge FERIOLI</b>	Lola Mk 4
1 - X:00.000	6 - <b>2:37.750</b>	
2 - 2:42.726	7 - 2:39.128	
3 - 2:38.991		
4 - 2:40.169		
5 - 2:48.857		
<b>27</b>	<b>Andrew BEAUMONT</b>	LDS
1 - X:00.000	6 - 2:32.448	
2 - 2:38.931	7 - 2:34.369	
3 - 2:38.087	8 - <b>2:30.328</b>	
4 - 2:34.846		
5 - 2:32.404		
<b>29</b>	<b>Nick FENNELL</b>	Lotus 25
1 - <b>X:00.000</b>		
2 - 2:40.858P		
3 - X:00.000P		
<b>30</b>	<b>Kurt DELBENE</b>	BRM F1
1 - X:00.000	6 - 2:52.862	
2 - 2:54.367	7 - <b>2:52.095</b>	
3 - 3:23.619		
4 - 2:55.111		
5 - 2:55.941		
<b>32</b>	<b>Andrew SMITH</b>	Cooper T43
1 - X:00.000	6 - 2:29.002	
2 - 2:38.788	7 - <b>2:26.638</b>	
3 - 2:28.969	8 - 2:28.202	
4 - 2:34.227		
5 - 2:29.717		
<b>33</b>	<b>Simon EDWARDS</b>	Cooper T51
1 - X:00.000	6 - 2:36.045	
2 - 2:40.073	7 - <b>2:33.721</b>	
3 - 2:36.790		
4 - 2:33.734		
5 - 2:34.095		
<b>37</b>	<b>Eddy PERK</b>	Heron F1
1 - X:00.000	6 - 2:37.695	
2 - 2:43.483	7 - <b>2:36.513</b>	
3 - 2:43.441	8 - 2:37.269	
4 - 2:45.281		
5 - 2:39.974		

Weather/Track: Cloud/Dry

# HGPCA Pre' 66 Grand Prix Cars

## RACE 6 - QUALIFYING LAP ANALYSIS - Silverstone - 22/23/24 July 2011

(contd.)

<b>41</b>	<b>Alex MORTON</b>	Lotus 21
1 - X:00.000	6 - 2:37.763	
2 - 2:40.664	7 - <b>2:35.441</b>	
3 - 2:40.960	8 - 2:36.804	
4 - 2:42.676		
5 - 2:38.772		
<b>42</b>	<b>James WILLIS</b>	Cooper T45
1 - X:00.000	6 - 2:32.373	
2 - 2:39.368	7 - 2:30.155	
3 - 2:32.681	8 - 2:31.575	
4 - 2:32.941		
5 - <b>2:29.675</b>		
<b>44</b>	<b>Richard PARNELL</b>	Walker Special GP Tipo 10
1 - X:00.000	6 - 2:39.411	
2 - 2:44.379	7 - <b>2:39.152</b>	
3 - 2:44.214		
4 - 2:44.310		
5 - 2:49.248		
<b>47</b>	<b>Brian JOLLIFFE</b>	Cooper T45
1 - X:00.000	6 - 2:43.283	
2 - 2:41.576	7 - <b>2:41.061</b>	
3 - 2:42.614		
4 - 2:42.607		
5 - 2:41.782		
<b>48</b>	<b>Roger WILLS</b>	Cooper T51
1 - X:00.000	6 - 7:31.442	
2 - <b>2:20.621</b>		
3 - 2:21.220		
4 - 2:21.171		
5 - 2:33.056P		
<b>50</b>	<b>Bill KIRKPATRICK</b>	Cooper T53
1 - X:00.000	6 - 2:31.001	
2 - 2:49.331	7 - 2:29.519	
3 - 2:31.811	8 - <b>2:26.862</b>	
4 - 2:34.281		
5 - 2:27.036		
<b>51</b>	<b>Christopher WILSON</b>	Cooper T51
1 - X:00.000	6 - 3:05.808	
2 - 3:02.031	7 - <b>2:58.737</b>	
3 - 3:06.110		
4 - 3:01.688		
5 - 2:59.683		

Weather/Track: Cloud/Dry



# HGPCA Pre' 66 Grand Prix Cars

## RACE 6 - QUALIFYING LAP ANALYSIS - Silverstone - 22/23/24 July 2011

(contd.)

<b>53</b>	<b>Scotty TAYLOR</b>	Cooper T53
1 - X:00.000	6 - <b>2:42.663</b>	
2 - 2:45.439	7 - 2:46.737	
3 - 2:43.996		
4 - 2:44.925		
5 - 2:44.001		
<b>64</b>	<b>Jon FAIRLEY</b>	Cooper T53
1 - X:00.000	6 - 2:27.513	
2 - 2:36.265	7 - 2:26.682	
3 - 2:32.640	8 - <b>2:24.878</b>	
4 - 2:31.634		
5 - 2:27.825		
<b>66</b>	<b>Sidney HOOLE</b>	Cooper T66
1 - X:00.000	6 - <b>2:29.770</b>	
2 - 2:37.000	7 - 2:32.689	
3 - 2:32.236	8 - 2:33.023	
4 - 2:34.550		
5 - 2:31.346		
<b>71</b>	<b>Alan BAILLIE</b>	Cooper T71/73
1 - X:00.000	6 - 2:29.162	
2 - 2:34.410	7 - <b>2:27.203</b>	
3 - 2:35.130	8 - 2:27.656	
4 - 2:31.277		
5 - 2:29.674		
<b>72</b>	<b>Larry KINCH</b>	Lotus 32
1 - X:00.000		
2 - <b>2:45.104</b>		
<b>75</b>	<b>Niamh MCGUIRE</b>	Cooper-Bristol
1 - X:00.000	6 - 3:07.733	
2 - 2:47.338	7 - <b>2:44.377</b>	
3 - 2:48.006		
4 - 2:47.899		
5 - 2:46.056		
<b>79</b>	<b>Alasdair MCCAIG</b>	Cooper T53
1 - X:00.000	6 - 2:23.380	
2 - 2:33.197	7 - <b>2:20.268</b>	
3 - 2:31.249	8 - 2:21.172	
4 - 2:28.370		
5 - 2:23.385		

Weather/Track: Cloud/Dry

# HGPCA Pre' 66 Grand Prix Cars

## RACE 6 - QUALIFYING LAP ANALYSIS - Silverstone - 22/23/24 July 2011

(contd.)

<b>84</b>	<b>Eddie MCGUIRE</b>	Lotus 16
1 - X:00.000	6 - 2:36.969	
2 - 2:34.774	7 - <b>2:31.690</b>	
3 - 2:46.750	8 - 2:33.312	
4 - 2:44.405		
5 - 2:35.053		
<b>88</b>	<b>Roger NEWMAN</b>	Merlyn
1 - X:00.000	6 - 2:49.083	
2 - 2:48.516	7 - <b>2:47.582</b>	
3 - 2:50.869		
4 - 2:49.763		
5 - 2:51.034		
<b>93</b>	<b>Rudolf ERNST</b>	Lotus 18
1 - X:00.000	6 - 2:39.023	
2 - 2:37.839	7 - <b>2:28.870</b>	
3 - 2:30.187	8 - 2:29.324	
4 - 2:32.280		
5 - 2:30.581		

# HGPCA Pre' 66 Grand Prix Cars

## RACE 6 - GRID - Silverstone - 22/23/24 July 2011

ROW  
23  
ROW  
22  
ROW  
21  
ROW  
20  
ROW  
19  
ROW  
18  
ROW  
17  
ROW  
16  
ROW  
15  
ROW  
14  
ROW  
13  
ROW  
12  
ROW  
11  
ROW  
10  
ROW  
9  
ROW  
8  
ROW  
7  
ROW  
6  
ROW  
5  
ROW  
4  
ROW  
3  
ROW  
2  
ROW  
1

		29	FENNELL
25	MIDDLEHURST	51	WILSON
30	DELBENE	88	NEWMAN
4	COOK	72	KINCH
75	MCGUIRE	53	TAYLOR
47	JOLLIFFE	15	PILKINGTON
44	PARNELL	23	RICKETTS
26	FERIOLI	20	COPLOWE
37	PERK	41	MORTON
11	ELLIOTT	21	COLLINS
33	EDWARDS	14	MCCABE
17	EDEN	24	WILLIAMS
8	DITHERIDGE	84	MCGUIRE
27	BEAUMONT	3	CANNEL
66	HOOLE	42	WILLIS
93	ERNST	6	SMEETH
19	GRIFFITHS	1	HARPER
71	BAILLIE	50	KIRKPATRICK
32	SMITH	5	JOLLEY
7	WIGLEY	64	FAIRLEY
2	PIERCY	10	SPAGGIARI
18	CHISHOLM	22	HORSMAN
48	WILLS	79	MCCAIG

POLE

**CARS 24, 53, 79 REQUIRE WORKING TRANSPONDERS.**  
**Weather/Track: Cloud/Dry. CARS 4, 33 HAVE 2x TRANSPONDERS.**  
**These results are provisional until the conclusion of any judicial and technical matters.**

Silverstone  
 Circuit Length = 3.6490 miles.  
 Start: 15:11 End: 15:31

Clerk of the Course:		Timekeeper:
----------------------	--	-------------

# HGPCA Pre' 66 Grand Prix Cars

## RACE 6 - CLASSIFICATION - Silverstone - 22/23/24 July 2011

POS	NO	CL	DRIVER	NAT	CAR	TIME	LAPS	GAP	MPH	BEST
1	48	7	Roger WILLS		Cooper T51	21:35.859	9		91.00	2:21.099
2	10	7	Enrico SPAGGIARI		Cooper T53	21:47.794	9	11.935	90.17	2:23.644
3	2	11	Mark PIERCY		Lola Mk 4	21:48.799	9	12.940	90.10	2:23.615
4	5	7	Rod JOLLEY		Cooper T45/51	21:50.451	9	14.592	89.98	2:22.756
5	32	9	Andrew SMITH		Cooper T43	22:25.757	9	49.898	87.62	2:27.206
6	6	7	Paul SMEETH		Lotus 18	22:42.285	9	1:06.426	86.56	2:27.891
7	66	11	Sidney HOOLE		Cooper T66	22:42.586	9	1:06.727	86.54	2:28.759
8	71	10	Alan BAILLIE		Cooper T71/73	22:53.375	9	1:17.516	85.86	2:27.419
9	22	12	Peter HORSMAN		Lotus 18/21	22:53.950	9	1:18.091	85.82	2:23.084
10	19	9	Miles GRIFFITHS		Cooper T45	22:55.264	9	1:19.405	85.74	2:28.737
11	42	9	James WILLIS		Cooper T45	22:55.709	9	1:19.850	85.72	2:29.784
12	93	12	Rudolf ERNST		Lotus 18	23:07.457	9	1:31.598	84.99	2:29.973
13	27	10	Andrew BEAUMONT		LDS 3	23:07.678	9	1:31.819	84.98	2:30.330
14	29	11	Nick FENNELL		Lotus 25	23:07.975	9	1:32.116	84.96	2:27.587
15	14	7	Charles MCCABE		Lotus 18	23:20.551	9	1:44.692	84.19	2:31.530
16	33	7	Simon EDWARDS		Cooper T51	23:23.507	9	1:47.648	84.02	2:30.024
17	24	11	Nigel WILLIAMS		Lotus 24	23:32.998	9	1:57.139	83.45	2:33.605
18	41	10	Alex MORTON		Lotus 21	23:51.818	9	2:15.959	82.36	2:35.675
19	11	10	John ELLIOTT		Lotus 18	24:06.299	9	2:30.440	81.53	2:33.980
20	17	9	Nick EDEN		Cooper T45	21:53.458	8	1 LAP	79.78	2:34.005
21	4	9	Malcolm COOK		Cooper T43	22:01.178	8	1 LAP	79.31	2:38.992
22	15	9	Tania PILKINGTON		Cooper T43	22:02.465	8	1 LAP	79.23	2:37.068
23	23	10	Malcolm RICKETTS		Lotus 18	22:33.026	8	1 LAP	77.44	2:42.055
24	30	11	Kurt DELBENE		BRM F1	22:33.533	8	1 LAP	77.41	2:44.050
25	88	1	Roger NEWMAN		Merlyn	22:34.534	8	1 LAP	77.36	2:42.444
26	26	11	Jorge FEROLI		Lola Mk 4	23:15.966	8	1 LAP	75.06	2:38.404
27	51	9	Christopher WILSON		Cooper T51	24:09.724	8	1 LAP	72.28	2:53.839
28	79	7	Alasdair MCCAIG		Cooper T53	22:43.113	7	2 LAPS	67.23	2:20.488

### NOT CLASSIFIED

8	9	Tony DITHERIDGE		Cooper T45	20:47.811	7	D.N.F.	73.45	2:37.491
3	10	Barry CANNEL		Lola Mk 3	13:24.590	5	D.N.F.	81.25	2:32.748
44	7	Richard PARNELL		Walker Special GP Tipo 10	11:25.091	4	D.N.F.	76.25	2:42.986
53	12	Scotty TAYLOR		Cooper T53	11:53.213	3	D.N.F.	54.83	3:15.833
50	12	Bill KIRKPATRICK		Cooper T53	5:38.494	2	D.N.F.	76.72	2:38.513
72	10	Larry KINCH		Lotus 32	6:01.503	2	D.N.F.	71.84	2:50.490
37	10	Eddy PERK		Heron F1	7:20.145	2	D.N.F.	59.00	
64	12	Jon FAIRLEY		Cooper T53	14:58.726	2	D.N.F.	28.89	
1	7	John HARPER		Cooper T51	3:00.716	1	D.N.F.	71.01	
47	9	Brian JOLLIFFE		Cooper T45	3:35.708	1	D.N.F.	59.49	
75	1	Niamh MCGUIRE		Cooper-Bristol	4:04.980	1	D.N.F.	52.38	
18	7	John CHISHOLM		Lotus 18		0	D.N.F.	N/A	
20	11	David COPLOWE		Lotus 24		0	D.N.F.	N/A	
21	10	Dan COLLINS		Lotus 21		0	D.N.F.	N/A	
25	11	Andy MIDDLEHURST		Lotus 25		0	D.N.F.	N/A	

### FASTEST LAP

79	7	Alasdair MCCAIG		Cooper T53	2:20.488	7	93.50mph	150.48kph
22	12	Peter HORSMAN		Lotus 18/21	2:23.084	7	91.80mph	147.75kph
2	11	Mark PIERCY		Lola Mk 4	2:23.615	8	91.47mph	147.20kph
32	9	Andrew SMITH		Cooper T43	2:27.206	8	89.23mph	143.61kph
71	10	Alan BAILLIE		Cooper T71/73	2:27.419	9	89.10mph	143.40kph
88	1	Roger NEWMAN		Merlyn	2:42.444	8	80.86mph	130.14kph

Weather/Track: Cloud/Dry

These results are provisional until the conclusion of any judicial and technical matters.

Start: 14:26 End: 14:47

Clerk of the Course:		Timekeeper:	
----------------------	--	-------------	--

# HGPCA Pre' 66 Grand Prix Cars

## RACE 6 - LAP ANALYSIS - Silverstone - 22/23/24 July 2011

<b>1</b>	<b>John HARPER</b>	Cooper T51
1 - 3:00.716P		
<b>2</b>	<b>Mark PIERCY</b>	Lola Mk 4
1 - 2:28.469    6 - 2:24.295 2 - 2:27.921    7 - 2:24.609 3 - 2:25.230    8 - <b>2:23.615</b> 4 - 2:24.352    9 - 2:25.464 5 - 2:24.844		
<b>3</b>	<b>Barry CANNEL</b>	Lola Mk 3
1 - 2:39.763 2 - 2:37.031 3 - 2:36.762 4 - <b>2:32.748</b> 5 - 2:58.286P		
<b>4</b>	<b>Malcolm COOK</b>	Cooper T43
1 - 3:10.604    6 - 2:40.269 2 - 2:45.708    7 - <b>2:38.992</b> 3 - 2:45.164    8 - 2:39.098 4 - 2:42.298 5 - 2:39.045		
<b>5</b>	<b>Rod JOLLEY</b>	Cooper T45/51
1 - 2:30.069    6 - 2:23.222 2 - 2:28.574    7 - 2:24.660 3 - 2:26.074    8 - <b>2:22.756</b> 4 - 2:25.195    9 - 2:24.643 5 - 2:25.258		
<b>6</b>	<b>Paul SMEETH</b>	Lotus 18
1 - 2:35.861    6 - 2:32.950 2 - 2:30.755    7 - 2:32.134 3 - 2:32.936    8 - 2:28.407 4 - 2:31.486    9 - <b>2:27.891</b> 5 - 2:29.865		
<b>8</b>	<b>Tony DITHERIDGE</b>	Cooper T45
1 - 2:43.290    6 - 2:43.607P 2 - 2:38.135    7 - 4:48.763P 3 - 2:38.630 4 - 2:37.895 5 - <b>2:37.491</b>		

**HGPCA Pre' 66 Grand Prix Cars**  
**RACE 6 - LAP ANALYSIS - Silverstone - 22/23/24 July 2011**  
 (contd.)

<b>10</b>	<b>Enrico SPAGGIARI</b>	Cooper T53
1 -	2:27.375	6 - 2:24.311
2 -	2:26.891	7 - 2:24.632
3 -	2:26.542	8 - <b>2:23.644</b>
4 -	2:24.724	9 - 2:24.614
5 -	2:25.061	
<b>11</b>	<b>John ELLIOTT</b>	Lotus 18
1 -	3:18.093	6 - 2:34.299
2 -	2:40.003	7 - <b>2:33.980</b>
3 -	2:39.464	8 - 2:34.297
4 -	2:37.014	9 - 2:34.301
5 -	2:34.848	
<b>14</b>	<b>Charles MCCABE</b>	Lotus 18
1 -	2:46.745	6 - 2:31.730
2 -	2:37.418	7 - 2:34.092
3 -	2:37.024	8 - 2:31.890
4 -	2:36.071	9 - 2:34.051
5 -	<b>2:31.530</b>	
<b>15</b>	<b>Tania PILKINGTON</b>	Cooper T43
1 -	3:07.191	6 - 2:38.783
2 -	2:42.631	7 - 2:50.424
3 -	2:39.121	8 - 2:49.266
4 -	2:37.981	
5 -	<b>2:37.068</b>	
<b>17</b>	<b>Nick EDEN</b>	Cooper T45
1 -	3:09.572	6 - 2:53.623
2 -	2:48.133	7 - 2:34.207
3 -	2:40.209	8 - 2:36.818
4 -	2:36.891	
5 -	<b>2:34.005</b>	
<b>18</b>	<b>John CHISHOLM</b>	Lotus 18
<b>19</b>	<b>Miles GRIFFITHS</b>	Cooper T45
1 -	2:41.326	6 - 2:30.543
2 -	2:37.988	7 - <b>2:28.737</b>
3 -	2:34.827	8 - 2:30.352
4 -	2:32.725	9 - 2:28.858
5 -	2:29.908	

**HGPCA Pre' 66 Grand Prix Cars**  
**RACE 6 - LAP ANALYSIS - Silverstone - 22/23/24 July 2011**  
 (contd.)

<b>20</b>	<b>David COPLOWE</b>	Lotus 24
<b>21</b>	<b>Dan COLLINS</b>	Lotus 21
<b>22</b>	<b>Peter HORSMAN</b>	Lotus 18/21
1 - 3:26.327    6 - 2:24.195 2 - 2:34.303    7 - <b>2:23.084</b> 3 - 2:28.857    8 - 2:24.167 4 - 2:24.501    9 - 2:25.204 5 - 2:23.312		
<b>23</b>	<b>Malcolm RICKETTS</b>	Lotus 18
1 - 3:20.627    6 - 2:45.641 2 - <b>2:42.055</b> 7 - 2:44.368 3 - 2:44.720    8 - 2:44.568 4 - 2:46.433 5 - 2:44.614		
<b>24</b>	<b>Nigel WILLIAMS</b>	Lotus 24
1 - 2:47.189    6 - 2:35.356 2 - 2:37.454    7 - 2:35.051 3 - 2:36.892    8 - <b>2:33.605</b> 4 - 2:36.818    9 - 2:34.800 5 - 2:35.833		
<b>25</b>	<b>Andy MIDDLEHURST</b>	Lotus 25
<b>26</b>	<b>Jorge FERIOLI</b>	Lola Mk 4
1 - 3:49.636P    6 - 2:40.101 2 - 3:04.841    7 - 2:55.889 3 - 2:42.164    8 - 2:41.889 4 - <b>2:38.404</b> 5 - 2:43.042		

**HGPCA Pre' 66 Grand Prix Cars**  
**RACE 6 - LAP ANALYSIS - Silverstone - 22/23/24 July 2011**  
 (contd.)

<b>27</b>	<b>Andrew BEAUMONT</b>	LDS 3
1 -	2:43.442	6 - 2:30.607
2 -	2:38.140	7 - <b>2:30.330</b>
3 -	2:36.866	8 - 2:31.140
4 -	2:36.384	9 - 2:30.386
5 -	2:30.383	
<b>29</b>	<b>Nick FENNELL</b>	Lotus 25
1 -	3:08.637	6 - 2:28.319
2 -	2:35.730	7 - 2:29.909
3 -	2:30.590	8 - <b>2:27.587</b>
4 -	2:28.550	9 - 2:27.773
5 -	2:30.880	
<b>30</b>	<b>Kurt DELBENE</b>	BRM F1
1 -	3:08.367	6 - <b>2:44.050</b>
2 -	2:47.356	7 - 2:46.074
3 -	2:49.904	8 - 2:44.516
4 -	2:47.955	
5 -	2:45.311	
<b>32</b>	<b>Andrew SMITH</b>	Cooper T43
1 -	2:33.071	6 - 2:28.861
2 -	2:30.947	7 - 2:29.012
3 -	2:29.485	8 - <b>2:27.206</b>
4 -	2:29.781	9 - 2:27.466
5 -	2:29.928	
<b>33</b>	<b>Simon EDWARDS</b>	Cooper T51
1 -	2:47.654	6 - 2:50.750
2 -	2:35.010	7 - 2:30.676
3 -	2:32.191	8 - 2:30.213
4 -	2:32.312	9 - <b>2:30.024</b>
5 -	2:34.677	
<b>37</b>	<b>Eddy PERK</b>	Heron F1
1 -	3:02.909P	
2 -	4:17.236P	
<b>41</b>	<b>Alex MORTON</b>	Lotus 21
1 -	2:51.678	6 - 2:37.347
2 -	2:41.293	7 - 2:37.302
3 -	2:38.107	8 - 2:36.762
4 -	2:36.717	9 - <b>2:35.675</b>
5 -	2:36.937	



**HGPCA Pre' 66 Grand Prix Cars**  
**RACE 6 - LAP ANALYSIS - Silverstone - 22/23/24 July 2011**  
 (contd.)

<b>42</b>	<b>James WILLIS</b>	Cooper T45
1 -	2:42.640	6 - 2:30.284
2 -	2:37.178	7 - 2:31.129
3 -	2:33.453	8 - <b>2:29.784</b>
4 -	2:30.587	9 - 2:30.838
5 -	2:29.816	
<b>44</b>	<b>Richard PARNELL</b>	Walker Special GP Tipo 10
1 -	3:11.522	
2 -	2:45.496	
3 -	2:45.087	
4 -	<b>2:42.986</b>	
<b>47</b>	<b>Brian JOLLIFFE</b>	Cooper T45
1 -	3:35.708P	
<b>48</b>	<b>Roger WILLS</b>	Cooper T51
1 -	<b>2:21.099</b>	6 - 2:26.229
2 -	2:22.929	7 - 2:25.781
3 -	2:21.596	8 - 2:25.288
4 -	2:22.406	9 - 2:27.060
5 -	2:23.471	
<b>50</b>	<b>Bill KIRKPATRICK</b>	Cooper T53
1 -	<b>2:38.513</b>	
2 -	2:59.981P	
<b>51</b>	<b>Christopher WILSON</b>	Cooper T51
1 -	3:23.836	6 - 2:59.972
2 -	3:00.495	7 - 2:57.251
3 -	2:57.482	8 - <b>2:53.839</b>
4 -	2:58.660	
5 -	2:58.189	
<b>53</b>	<b>Scotty TAYLOR</b>	Cooper T53
1 -	<b>3:15.833</b>	
2 -	3:02.130P	
3 -	5:35.250P	

**HGPCA Pre' 66 Grand Prix Cars**  
**RACE 6 - LAP ANALYSIS - Silverstone - 22/23/24 July 2011**  
 (contd.)

<b>64</b>	<b>Jon FAIRLEY</b>	Cooper T53
1 - 3:44.182P 2 - X:00.000P		
<b>66</b>	<b>Sidney HOOLE</b>	Cooper T66
1 - 2:35.471    6 - 2:32.700 2 - 2:32.774    7 - 2:29.717 3 - 2:32.327    8 - 2:30.075 4 - 2:30.772    9 - <b>2:28.759</b> 5 - 2:29.991		
<b>71</b>	<b>Alan BAILLIE</b>	Cooper T71/73
1 - 2:36.088    6 - 2:47.711 2 - 2:34.691    7 - 2:28.254 3 - 2:31.250    8 - 2:28.449 4 - 2:29.880    9 - <b>2:27.419</b> 5 - 2:29.633		
<b>72</b>	<b>Larry KINCH</b>	Lotus 32
1 - 3:11.013 2 - <b>2:50.490</b>		
<b>75</b>	<b>Niamh MCGUIRE</b>	Cooper-Bristol
1 - 4:04.980P		
<b>79</b>	<b>Alasdair MCCAIG</b>	Cooper T53
1 - 2:23.466    6 - 2:22.565 2 - 2:22.151    7 - <b>2:20.488</b> 3 - 2:21.016 4 - 2:29.438P 5 - 8:23.989		
<b>88</b>	<b>Roger NEWMAN</b>	Merlyn
1 - 3:09.313    6 - 2:45.330 2 - 2:51.372    7 - 2:44.199 3 - 2:49.195    8 - <b>2:42.444</b> 4 - 2:45.984 5 - 2:46.697		

# HGPCA Pre' 66 Grand Prix Cars

## RACE 6 - LAP ANALYSIS - Silverstone - 22/23/24 July 2011

(contd.)

<b>93</b>	<b>Rudolf ERNST</b>	Lotus 18
1 - 2:42.280	6 - 2:32.397	
2 - 2:36.316	7 - 2:34.997	
3 - 2:34.188	8 - 2:32.144	
4 - 2:33.294	9 - 2:31.868	
5 - <b>2:29.973</b>		

# HGPCA Pre' 66 Grand Prix Cars

## RACE 6 - LAP CHART - Silverstone - 22/23/24 July 2011

Lap 1			Lap 2			Lap 3			Lap 4			Lap 5		
No	Behind	Laptime	No	Behind	Laptime	No	Behind	Laptime	No	Behind	Laptime	No	Behind	Laptime
48		2:21.099	48		2:22.929	48		2:21.596	48		2:22.406	48		2:23.471
79	2.367	2:23.466	79	1.589	2:22.151	79	1.009	2:21.016	79	8.041	2:29.438P	53	2 LAPS	5:35.250P
10	6.276	2:27.375	10	10.238	2:26.891	37	1 LAP	4:17.236P	26	1 LAP	2:42.164	10	19.092	2:25.061
2	7.370	2:28.469	2	12.362	2:27.921	10	15.184	2:26.542	10	17.502	2:24.724	2	19.315	2:24.844
5	8.970	2:30.069	5	14.615	2:28.574	2	15.996	2:25.230	2	17.942	2:24.352	26	1 LAP	2:38.404
32	11.972	2:33.071	32	19.990	2:30.947	5	19.093	2:26.074	5	21.882	2:25.195	5	23.669	2:25.258
66	14.372	2:35.471	6	22.588	2:30.755	32	27.879	2:29.485	32	35.254	2:29.781	51	1 LAP	2:58.660
6	14.762	2:35.861	66	24.217	2:32.774	6	33.928	2:32.936	6	43.008	2:31.486	32	41.711	2:29.928
71	14.989	2:36.088	71	26.751	2:34.691	66	34.948	2:32.327	66	43.314	2:30.772	6	49.402	2:29.865
50	17.414	2:38.513	3	32.766	2:37.031	71	36.405	2:31.250	71	43.879	2:29.880	66	49.834	2:29.991
3	18.664	2:39.763	93	34.568	2:36.316	93	47.160	2:34.188	42	55.828	2:30.587	71	50.041	2:29.633
19	20.227	2:41.326	19	35.286	2:37.988	42	47.647	2:33.453	93	58.048	2:33.294	42	1:02.173	2:29.816
93	21.181	2:42.280	42	35.790	2:37.178	3	47.932	2:36.762	3	58.274	2:32.748	93	1:04.550	2:29.973
42	21.541	2:42.640	8	37.397	2:38.135	19	48.517	2:34.827	19	58.836	2:32.725	19	1:05.273	2:29.908
8	22.191	2:43.290	27	37.554	2:38.140	33	49.231	2:32.191	33	59.137	2:32.312	33	1:10.343	2:34.677
27	22.343	2:43.442	33	38.636	2:35.010	27	52.824	2:36.866	27	1:06.802	2:36.384	27	1:13.714	2:30.383
14	25.646	2:46.745	14	40.135	2:37.418	8	54.431	2:38.630	14	1:09.228	2:36.071	14	1:17.287	2:31.530
24	26.090	2:47.189	24	40.615	2:37.454	14	55.563	2:37.024	8	1:09.920	2:37.895	24	1:22.685	2:35.833
33	26.555	2:47.654	41	48.943	2:41.293	24	55.911	2:36.892	24	1:10.323	2:36.818	29	1:22.886	2:30.880
41	30.579	2:51.678	50	54.466	2:59.981P	41	1:05.454	2:38.107	29	1:15.477	2:28.550	8	1:23.940	2:37.491
1	39.617	3:00.716P	29	1:00.339	2:35.730	29	1:09.333	2:30.590	41	1:19.765	2:36.717	22	1:25.799	2:23.312
37	41.810	3:02.909P	15	1:05.794	2:42.631	15	1:23.319	2:39.121	22	1:25.958	2:24.501	3	1:33.089	2:58.286P
15	46.092	3:07.191	30	1:11.695	2:47.356	22	1:23.863	2:28.857	15	1:38.894	2:37.981	41	1:33.231	2:36.937
30	47.268	3:08.367	4	1:12.284	2:45.708	11	1:31.936	2:39.464	11	1:46.544	2:37.014	15	1:52.491	2:37.068
29	47.538	3:08.637	44	1:12.990	2:45.496	17	1:32.290	2:40.209	17	1:46.775	2:36.891	17	1:57.309	2:34.005
88	48.214	3:09.313	17	1:13.677	2:48.133	4	1:35.852	2:45.164	4	1:55.744	2:42.298	11	1:57.921	2:34.848
17	48.473	3:09.572	11	1:14.068	2:40.003	44	1:36.481	2:45.087	44	1:57.061	2:42.986	4	2:11.318	2:39.045
4	49.505	3:10.604	22	1:16.602	2:34.303	30	1:40.003	2:49.904	30	2:05.552	2:47.955			
72	49.914	3:11.013	88	1:16.657	2:51.372	23	1:41.778	2:44.720	23	2:05.805	2:46.433			
44	50.423	3:11.522	72	1:17.475	2:50.490	88	1:44.256	2:49.195	88	2:07.834	2:45.984			
53	54.734	3:15.833	23	1:18.654	2:42.055	51	2:16.189	2:57.482						
11	56.994	3:18.093	53	1:33.935	3:02.130P									
23	59.528	3:20.627	51	1:40.303	3:00.495									
51	1:02.737	3:23.836	26	2:10.449	3:04.841									
22	1:05.228	3:26.327												
47	1:14.609	3:35.708P												
64	1:23.083	3:44.182P												
26	1:28.537	3:49.636P												
75	1:43.881	4:04.980P												

Weather/Track: Cloud/Dry

www.mstworld.com

Page 1 of 2

Silverstone  
Circuit Length = 3.6490 miles.  
Start: 14:26 End: 14:47

Printed - 14:55 Saturday, 23 July 2011

# HGPCA Pre' 66 Grand Prix Cars

## RACE 6 - LAP CHART - Silverstone - 22/23/24 July 2011

(contd.)

Lap 6			Lap 7			Lap 8			Lap 9			Lap 10		
No	Behind	Laptime	No	Behind	Laptime	No	Behind	Laptime	No	Behind	Laptime	No	Behind	Laptime
48		2:26.229	48		2:25.781	48		2:25.288	48		2:27.060			
23	1 LAP	2:44.614	10	16.025	2:24.632	15	1 LAP	2:50.424	10	11.935	2:24.614			
30	1 LAP	2:45.311	2	16.209	2:24.609	17	1 LAP	2:34.207	2	12.940	2:25.464			
88	1 LAP	2:46.697	30	1 LAP	2:44.050	4	1 LAP	2:38.992	5	14.592	2:24.643			
10	17.174	2:24.311	5	19.541	2:24.660	10	14.381	2:23.644	17	1 LAP	2:36.818			
2	17.381	2:24.295	23	1 LAP	2:45.641	2	14.536	2:23.615	4	1 LAP	2:39.098			
5	20.662	2:23.222	88	1 LAP	2:45.330	5	17.009	2:22.756	15	1 LAP	2:49.266			
26	1 LAP	2:43.042	32	47.574	2:29.012	23	1 LAP	2:44.368	32	49.898	2:27.466			
64	4 LAPS	11:14.544P	26	1 LAP	2:40.101	30	1 LAP	2:46.074	23	1 LAP	2:44.568			
32	44.343	2:28.861	66	1:00.241	2:29.717	88	1 LAP	2:44.199	30	1 LAP	2:44.516			
6	56.123	2:32.950	6	1:02.476	2:32.134	32	49.492	2:27.206	88	1 LAP	2:42.444			
66	56.305	2:32.700	42	1:11.576	2:31.129	66	1:05.028	2:30.075	6	1:06.426	2:27.891			
51	1 LAP	2:58.189	19	1:12.543	2:28.737	6	1:05.595	2:28.407	66	1:06.727	2:28.759			
42	1:06.228	2:30.284	71	1:13.996	2:28.254	79	2 LAPS	2:22.565	79	2 LAPS	2:20.488			
19	1:09.587	2:30.543	79	2 LAPS	8:23.989	42	1:16.072	2:29.784	71	1:17.516	2:27.419			
93	1:10.718	2:32.397	93	1:19.934	2:34.997	71	1:17.157	2:28.449	22	1:18.091	2:25.204			
71	1:11.523	2:47.711	22	1:21.068	2:23.084	19	1:17.607	2:30.352	19	1:19.405	2:28.858			
27	1:18.092	2:30.607	27	1:22.641	2:30.330	22	1:19.947	2:24.167	42	1:19.850	2:30.838			
14	1:22.788	2:31.730	29	1:29.104	2:29.909	26	1 LAP	2:55.889	93	1:31.598	2:31.868			
22	1:23.765	2:24.195	14	1:31.099	2:34.092	93	1:26.790	2:32.144	27	1:31.819	2:30.386			
29	1:24.976	2:28.319	51	1 LAP	2:59.972	27	1:28.493	2:31.140	29	1:32.116	2:27.773			
24	1:31.812	2:35.356	33	1:39.759	2:30.676	29	1:31.403	2:27.587	26	1 LAP	2:41.889			
33	1:34.864	2:50.750	24	1:41.082	2:35.051	14	1:37.701	2:31.890	14	1:44.692	2:34.051			
8	1:41.318	2:43.607P	41	1:55.870	2:37.302	8	1 LAP	4:48.763P	33	1:47.648	2:30.024			
41	1:44.349	2:37.347	11	2:14.190	2:33.980	33	1:44.684	2:30.213	24	1:57.139	2:34.800			
15	2:05.045	2:38.783				24	1:49.399	2:33.605	41	2:15.959	2:35.675			
11	2:05.991	2:34.299				51	1 LAP	2:57.251	11	2:30.440	2:34.301			
17	2:24.703	2:53.623				41	2:07.344	2:36.762	51	1 LAP	2:53.839			
4	2:25.358	2:40.269				11	2:23.199	2:34.297						

Weather/Track: Cloud/Dry

www.mstworld.com

Page 2 of 2

Silverstone  
Circuit Length = 3.6490 miles.  
Start: 14:26 End: 14:47

Printed - 14:55 Saturday, 23 July 2011

# HGPCA Pre' 66 Grand Prix Cars

## RACE 22 - GRID - AMENDED - Silverstone - 22/23/24 July 2011

ROW  
21  
ROW  
20  
ROW  
19  
ROW  
18  
ROW  
17  
ROW  
16  
ROW  
15  
ROW  
14  
ROW  
13  
ROW  
12  
ROW  
11  
ROW  
10  
ROW  
9  
ROW  
8  
ROW  
7  
ROW  
6  
ROW  
5  
ROW  
4  
ROW  
3  
ROW  
2  
ROW  
1

		7	WIGLEY	
25	MIDDLEHURST	20	COPLOWE	
18	CHISHOLM	75	MCGUIRE	
47	JOLLIFFE	1	HARPER	
64	FAIRLEY	37	PERK	
72	KINCH	50	KIRKPATRICK	
53	TAYLOR	44	PARNELL	
79	MCCAIG	8	DITHERIDGE	
51	WILSON	26	FERIOLI	
88	NEWMAN	30	DELBENE	
23	RICKETTS	4	COOK	
17	EDEN	11	ELLIOTT	
41	MORTON	24	WILLIAMS	
33	EDWARDS	14	MCCABE	
29	FENNELL	27	BEAUMONT	
93	ERNST	42	WILLIS	
19	GRIFFITHS	22	HORSMAN	
71	BAILLIE	66	HOOLE	
6	SMEETH	32	SMITH	
5	JOLLEY	2	PIERCY	
10	SPAGGIARI	48	WILLS	

POLE

Cars 15, 3, 21 withdrawn. Car 7 allowed to start at back of grid.  
Weather/Track: Cloud/Dry

Silverstone  
Circuit Length = 3.6490 miles.  
Start: 14:26 End: 14:47

Clerk of the Course:

Timekeeper:

# HGPCA Pre' 66 Grand Prix Cars

## RACE 22 - CLASSIFICATION - Silverstone - 22/23/24 July 2011

POS	NO	CL	DRIVER	NAT	CAR	TIME	LAPS	GAP	MPH	BEST
1	10	7	Enrico SPAGGIARI		Cooper T53	21:39.298	9		90.76	2:23.179
2	5	7	Rod JOLLEY		Cooper T45/51	21:40.016	9	0.718	90.71	2:22.799
3	48	7	Roger WILLS		Cooper T51	21:40.540	9	1.242	90.67	2:23.229
4	22	12	Peter HORSMAN		Lotus 18/21	21:41.027	9	1.729	90.64	2:22.955
5	64	12	Jon FAIRLEY		Cooper T53	21:56.894	9	17.596	89.54	2:22.765
6	2	11	Mark PIERCY		Lola Mk 4	21:57.494	9	18.196	89.50	2:23.641
7	25	11	Andy MIDDLEHURST		Lotus 25	22:09.447	9	30.149	88.70	2:23.040
8	66	11	Sidney HOOLE		Cooper T66	22:10.270	9	30.972	88.64	2:25.998
9	6	7	Paul SMEETH		Lotus 18	22:11.623	9	32.325	88.55	2:26.599
10	32	9	Andrew SMITH		Cooper T43	22:13.557	9	34.259	88.42	2:26.496
11	29	11	Nick FENNELL		Lotus 25	22:16.381	9	37.083	88.24	2:25.648
12	71	10	Alan BAILLIE		Cooper T71/73	22:32.813	9	53.515	87.17	2:29.097
13	50	12	Bill KIRKPATRICK		Cooper T53	22:34.555	9	55.257	87.05	2:25.378
14	27	10	Andrew BEAUMONT		LDS 3	22:52.377	9	1:13.079	85.92	2:30.797
15	19	9	Miles GRIFFITHS		Cooper T45	23:00.292	9	1:20.994	85.43	2:29.615
16	24	11	Nigel WILLIAMS		Lotus 24	23:00.659	9	1:21.361	85.41	2:28.955
17	33	7	Simon EDWARDS		Cooper T51	23:05.434	9	1:26.136	85.11	2:30.597
18	17	9	Nick EDEN		Cooper T45	23:38.733	9	1:59.435	83.12	2:35.495
19	11	10	John ELLIOTT		Lotus 18	23:39.900	9	2:00.602	83.05	2:35.757
20	20	11	David COPLOWE		Lotus 24	23:40.286	9	2:00.988	83.02	2:32.768
21	41	10	Alex MORTON		Lotus 21	23:40.420	9	2:01.122	83.02	2:35.535
22	44	7	Richard PARNELL		Walker Special GP Tipo 10	23:54.693	9	2:15.395	82.19	2:33.719
23	47	9	Brian JOLLIFFE		Cooper T45	23:55.753	9	2:16.455	82.13	2:34.582
24	8	9	Tony DITHERIDGE		Cooper T45	24:13.278	9	2:33.980	81.14	2:38.868
25	23	10	Malcolm RICKETTS		Lotus 18	24:15.471	9	2:36.173	81.02	2:37.984
26	4	9	Malcolm COOK		Cooper T43	24:18.013	9	2:38.715	80.88	2:36.397
27	26	11	Jorge FERIOLI		Lola Mk 4	21:40.269	8	1 LAP	80.59	2:38.736
28	37	10	Eddy PERK		Heron F1	22:04.092	8	1 LAP	79.14	2:42.260
29	88	1	Roger NEWMAN		Brabham BT14	23:10.179	8	1 LAP	75.37	2:50.859
30	51	9	Christopher WILSON		Cooper T51	24:18.631	8	1 LAP	71.84	2:52.158

### NOT CLASSIFIED

30	11	Kurt DELBENE		BRM F1	19:02.460	7	D.N.F.	80.22	2:38.933
79	7	Alasdair MCCAIG		Cooper T53	14:34.683	6	D.N.F.	89.76	2:22.568
7	7	Nick WIGLEY		Cooper T51	15:46.553	6	D.N.F.	82.94	2:26.854
18	7	John CHISHOLM		Lotus 18	13:02.032	5	D.N.F.	83.60	2:30.531
42	9	James WILLIS		Cooper T45	7:42.104	3	D.N.F.	84.62	2:30.425
14	7	Charles MCCABE		Lotus 18	8:10.375	3	D.N.F.	79.74	2:32.206
53	12	Scotty TAYLOR		Cooper T53	8:32.189	3	D.N.F.	76.35	2:40.994
75	1	Niamh MCGUIRE		Cooper-Bristol	8:33.927	3	D.N.F.	76.09	2:42.703
1	7	John HARPER		Cooper T51	6:16.513	2	D.N.F.	68.97	3:07.119

### FASTEST LAP

79	7	Alasdair MCCAIG		Cooper T53	2:22.568	5	92.14mph	148.28kph
64	12	Jon FAIRLEY		Cooper T53	2:22.765	5	92.01mph	148.08kph
25	11	Andy MIDDLEHURST		Lotus 25	2:23.040	5	91.83mph	147.79kph
32	9	Andrew SMITH		Cooper T43	2:26.496	8	89.67mph	144.31kph
71	10	Alan BAILLIE		Cooper T71/73	2:29.097	6	88.10mph	141.79kph
75	1	Niamh MCGUIRE		Cooper-Bristol	2:42.703	2	80.73mph	129.93kph

Silverstone  
Circuit Length = 3.6490 miles.  
Start: 17:42 End: 18:04

Weather/Track: Sun/Dry

These results are provisional until the conclusion of any judicial and technical matters.

Clerk of the Course:		Timekeeper:
----------------------	--	-------------

**HGPCA Pre' 66 Grand Prix Cars**  
**RACE 22 - LAP ANALYSIS - Silverstone - 22/23/24 July 2011**

<b>1</b>	<b>John HARPER</b>	Cooper T51
1 - <b>3:07.119</b> 2 - 3:09.394P		
<b>2</b>	<b>Mark PIERCY</b>	Lola Mk 4
1 - 2:28.092      6 - 2:24.625 2 - 2:27.842      7 - 2:24.614 3 - 2:26.950      8 - <b>2:23.641</b> 4 - 2:27.275      9 - 2:26.097 5 - 2:28.358		
<b>4</b>	<b>Malcolm COOK</b>	Cooper T43
1 - 2:46.894      6 - 2:38.263 2 - 2:38.332      7 - 2:42.642 3 - 2:37.809      8 - 2:49.739 4 - <b>2:36.397</b> 9 - 2:50.329 5 - 2:37.608		
<b>5</b>	<b>Rod JOLLEY</b>	Cooper T45/51
1 - 2:28.662      6 - 2:23.105 2 - 2:25.791      7 - 2:23.512 3 - 2:22.994      8 - 2:23.453 4 - <b>2:22.799</b> 9 - 2:25.977 5 - 2:23.723		
<b>6</b>	<b>Paul SMEETH</b>	Lotus 18
1 - 2:29.225      6 - 2:27.121 2 - <b>2:26.599</b> 7 - 2:28.921 3 - 2:26.890      8 - 2:28.522 4 - 2:27.247      9 - 2:28.144 5 - 2:28.954		
<b>7</b>	<b>Nick WIGLEY</b>	Cooper T51
1 - 2:47.202      6 - 3:09.337P 2 - 2:28.389 3 - 2:27.863 4 - <b>2:26.854</b> 5 - 2:26.908		
<b>8</b>	<b>Tony DITHERIDGE</b>	Cooper T45
1 - 2:52.363      6 - 2:40.246 2 - 2:40.690      7 - 2:39.370 3 - <b>2:38.868</b> 8 - 2:40.403 4 - 2:39.853      9 - 2:41.324 5 - 2:40.161		

Weather/Track: Sun/Dry



**HGPCA Pre' 66 Grand Prix Cars**  
**RACE 22 - LAP ANALYSIS - Silverstone - 22/23/24 July 2011**  
 (contd.)

<b>10</b>	<b>Enrico SPAGGIARI</b>	Cooper T53
1 -	2:27.512	6 - 2:23.433
2 -	2:25.496	7 - 2:23.288
3 -	2:23.433	8 - 2:23.573
4 -	<b>2:23.179</b>	9 - 2:25.759
5 -	2:23.625	
<b>11</b>	<b>John ELLIOTT</b>	Lotus 18
1 -	2:42.872	6 - 2:38.992
2 -	2:37.519	7 - <b>2:35.757</b>
3 -	2:36.246	8 - 2:36.015
4 -	2:37.685	9 - 2:36.613
5 -	2:38.201	
<b>14</b>	<b>Charles MCCABE</b>	Lotus 18
1 -	2:39.252	
2 -	<b>2:32.206</b>	
3 -	2:58.917P	
<b>17</b>	<b>Nick EDEN</b>	Cooper T45
1 -	2:46.472	6 - <b>2:35.495</b>
2 -	2:37.089	7 - 2:35.685
3 -	2:38.836	8 - 2:36.693
4 -	2:35.793	9 - 2:36.680
5 -	2:35.990	
<b>18</b>	<b>John CHISHOLM</b>	Lotus 18
1 -	2:44.691	
2 -	<b>2:30.531</b>	
3 -	2:30.960	
4 -	2:30.806	
5 -	2:45.044P	
<b>19</b>	<b>Miles GRIFFITHS</b>	Cooper T45
1 -	2:36.178	6 - 2:32.474
2 -	2:32.366	7 - 2:32.769
3 -	2:45.280	8 - 2:30.427
4 -	2:31.038	9 - 2:30.145
5 -	<b>2:29.615</b>	
<b>20</b>	<b>David COPLOWE</b>	Lotus 24
1 -	2:56.280	6 - 2:33.564
2 -	2:39.219	7 - 2:33.322
3 -	2:38.777	8 - <b>2:32.768</b>
4 -	2:35.143	9 - 2:36.514
5 -	2:34.699	

Weather/Track: Sun/Dry

**HGPCA Pre' 66 Grand Prix Cars**  
**RACE 22 - LAP ANALYSIS - Silverstone - 22/23/24 July 2011**  
 (contd.)

<b>22</b>	<b>Peter HORSMAN</b>	Lotus 18/21
1 -	2:29.792	6 - 2:23.140
2 -	2:25.015	7 - 2:23.575
3 -	2:23.223	8 - 2:23.248
4 -	2:23.413	9 - 2:26.666
5 -	<b>2:22.955</b>	
<b>23</b>	<b>Malcolm RICKETTS</b>	Lotus 18
1 -	2:49.509	6 - <b>2:37.984</b>
2 -	2:45.195	7 - 2:40.315
3 -	2:42.684	8 - 2:40.832
4 -	2:39.231	9 - 2:40.719
5 -	2:39.002	
<b>24</b>	<b>Nigel WILLIAMS</b>	Lotus 24
1 -	2:41.146	6 - 2:33.919
2 -	2:32.871	7 - 2:33.780
3 -	2:34.198	8 - 2:30.509
4 -	2:33.925	9 - <b>2:28.955</b>
5 -	2:31.356	
<b>25</b>	<b>Andy MIDDLEHURST</b>	Lotus 25
1 -	2:45.654	6 - 2:24.881
2 -	2:28.932	7 - 2:24.050
3 -	2:26.705	8 - 2:25.402
4 -	2:24.988	9 - 2:25.795
5 -	<b>2:23.040</b>	
<b>26</b>	<b>Jorge FERIOLI</b>	Lola Mk 4
1 -	2:50.771	6 - 2:40.730
2 -	2:45.491	7 - 2:39.139
3 -	2:43.205	8 - <b>2:38.736</b>
4 -	2:41.892	
5 -	2:40.305	
<b>27</b>	<b>Andrew BEAUMONT</b>	LDS 3
1 -	2:37.180	6 - 2:31.863
2 -	2:31.706	7 - 2:31.040
3 -	2:31.322	8 - 2:32.678
4 -	2:32.353	9 - 2:33.438
5 -	<b>2:30.797</b>	
<b>29</b>	<b>Nick FENNELL</b>	Lotus 25
1 -	2:35.553	6 - 2:28.488
2 -	2:29.358	7 - 2:26.856
3 -	2:29.299	8 - 2:28.436
4 -	2:26.604	9 - 2:26.139
5 -	<b>2:25.648</b>	

Weather/Track: Sun/Dry

**HGPCA Pre' 66 Grand Prix Cars**  
**RACE 22 - LAP ANALYSIS - Silverstone - 22/23/24 July 2011**  
 (contd.)

<b>30</b>	<b>Kurt DELBENE</b>	BRM F1
1 -	2:53.693	6 - 2:40.573
2 -	2:46.708	7 - 2:39.146
3 -	2:42.296	
4 -	<b>2:38.933</b>	
5 -	2:41.111	
<b>32</b>	<b>Andrew SMITH</b>	Cooper T43
1 -	2:31.369	6 - 2:27.931
2 -	2:27.487	7 - 2:28.335
3 -	2:28.053	8 - <b>2:26.496</b>
4 -	2:27.641	9 - 2:27.259
5 -	2:28.986	
<b>33</b>	<b>Simon EDWARDS</b>	Cooper T51
1 -	2:43.607	6 - 2:33.610
2 -	2:34.176	7 - 2:33.794
3 -	2:32.345	8 - <b>2:30.597</b>
4 -	2:32.506	9 - 2:33.320
5 -	2:31.479	
<b>37</b>	<b>Eddy PERK</b>	Heron F1
1 -	2:54.296	6 - 2:45.124
2 -	2:45.119	7 - 2:44.873
3 -	2:43.736	8 - 2:45.145
4 -	<b>2:42.260</b>	
5 -	2:43.539	
<b>41</b>	<b>Alex MORTON</b>	Lotus 21
1 -	2:45.421	6 - 2:36.290
2 -	2:37.568	7 - 2:35.780
3 -	2:40.425	8 - 2:35.906
4 -	2:36.476	9 - 2:37.019
5 -	<b>2:35.535</b>	
<b>42</b>	<b>James WILLIS</b>	Cooper T45
1 -	2:39.489	
2 -	2:32.190	
3 -	<b>2:30.425</b>	
<b>44</b>	<b>Richard PARNELL</b>	Walker Special GP Tipo 10
1 -	2:58.601	6 - 2:34.489
2 -	2:42.179	7 - <b>2:33.719</b>
3 -	2:40.575	8 - 2:34.470
4 -	2:38.006	9 - 2:37.726
5 -	2:34.928	

Weather/Track: Sun/Dry

**HGPCA Pre' 66 Grand Prix Cars**  
**RACE 22 - LAP ANALYSIS - Silverstone - 22/23/24 July 2011**  
 (contd.)

<b>47</b>	<b>Brian JOLLIFFE</b>	Cooper T45
1 -	2:58.170	6 - 2:37.587
2 -	2:40.252	7 - <b>2:34.582</b>
3 -	2:39.369	8 - 2:34.748
4 -	2:38.299	9 - 2:35.971
5 -	2:36.775	
<b>48</b>	<b>Roger WILLIS</b>	Cooper T51
1 -	2:26.003	6 - 2:23.606
2 -	2:25.418	7 - <b>2:23.229</b>
3 -	2:23.932	8 - 2:23.791
4 -	2:23.542	9 - 2:27.474
5 -	2:23.545	
<b>50</b>	<b>Bill KIRKPATRICK</b>	Cooper T53
1 -	2:49.694	6 - 2:26.197
2 -	2:30.975	7 - 2:29.103
3 -	2:28.192	8 - <b>2:25.378</b>
4 -	2:28.534	9 - 2:27.019
5 -	2:29.463	
<b>51</b>	<b>Christopher WILSON</b>	Cooper T51
1 -	3:05.343	6 - 3:09.321
2 -	<b>2:52.158</b>	7 - 3:06.547
3 -	2:54.038	8 - 3:06.889
4 -	2:55.555	
5 -	3:08.780	
<b>53</b>	<b>Scotty TAYLOR</b>	Cooper T53
1 -	2:53.928	
2 -	<b>2:40.994</b>	
3 -	2:57.267P	
<b>64</b>	<b>Jon FAIRLEY</b>	Cooper T53
1 -	2:43.041	6 - 2:24.546
2 -	2:26.845	7 - 2:23.749
3 -	2:26.739	8 - 2:23.121
4 -	2:23.181	9 - 2:22.907
5 -	<b>2:22.765</b>	
<b>66</b>	<b>Sidney HOOLE</b>	Cooper T66
1 -	2:32.428	6 - 2:27.966
2 -	2:27.541	7 - <b>2:25.998</b>
3 -	2:28.059	8 - 2:27.082
4 -	2:27.010	9 - 2:27.181
5 -	2:27.005	

Weather/Track: Sun/Dry

**HGPCA Pre' 66 Grand Prix Cars**  
**RACE 22 - LAP ANALYSIS - Silverstone - 22/23/24 July 2011**  
 (contd.)

<b>71</b>	<b>Alan BAILLIE</b>	Cooper T71/73
1 -	2:33.156	6 - <b>2:29.097</b>
2 -	2:29.464	7 - 2:29.345
3 -	2:33.780	8 - 2:29.345
4 -	2:29.669	9 - 2:29.854
5 -	2:29.103	
<b>75</b>	<b>Niamh MCGUIRE</b>	Cooper-Bristol
1 -	2:55.828	
2 -	<b>2:42.703</b>	
3 -	2:55.396P	
<b>79</b>	<b>Alasdair MCCAIG</b>	Cooper T53
1 -	2:38.913	6 - 2:22.620
2 -	2:23.857	
3 -	2:22.999	
4 -	2:23.726	
5 -	<b>2:22.568</b>	
<b>88</b>	<b>Roger NEWMAN</b>	Brabham BT14
1 -	3:02.039	6 - 2:54.763
2 -	2:51.118	7 - <b>2:50.859</b>
3 -	2:53.204	8 - 2:51.353
4 -	2:51.331	
5 -	2:55.512	

# HGPCA Pre' 66 Grand Prix Cars

## RACE 22 - LAP CHART - Silverstone - 22/23/24 July 2011

Lap 1			Lap 2			Lap 3			Lap 4			Lap 5		
No	Behind	Laptime	No	Behind	Laptime	No	Behind	Laptime	No	Behind	Laptime	No	Behind	Laptime
48		2:26.003	48		2:25.418	48		2:23.932	48		2:23.542	48		2:23.545
10	1.509	2:27.512	10	1.587	2:25.496	10	1.088	2:23.433	10	0.725	2:23.179	10	0.805	2:23.625
2	2.089	2:28.092	5	3.032	2:25.791	5	2.094	2:22.994	5	1.351	2:22.799	5	1.529	2:23.723
5	2.659	2:28.662	22	3.386	2:25.015	22	2.677	2:23.223	22	2.548	2:23.413	22	1.958	2:22.955
6	3.222	2:29.225	6	4.403	2:26.599	6	7.361	2:26.890	79	10.600	2:23.726	79	9.623	2:22.568
22	3.789	2:29.792	2	4.513	2:27.842	2	7.531	2:26.950	6	11.066	2:27.247	2	16.077	2:28.358
32	5.366	2:31.369	32	7.435	2:27.487	79	10.416	2:22.999	2	11.264	2:27.275	6	16.475	2:28.954
66	6.425	2:32.428	66	8.548	2:27.541	32	11.556	2:28.053	32	15.655	2:27.641	66	19.603	2:27.005
71	7.153	2:33.156	71	11.199	2:29.464	66	12.675	2:28.059	66	16.143	2:27.010	64	20.131	2:22.765
29	9.550	2:35.553	79	11.349	2:23.857	29	18.857	2:29.299	64	20.911	2:23.181	32	21.096	2:28.986
19	10.175	2:36.178	29	13.490	2:29.358	71	21.047	2:33.780	29	21.919	2:26.604	29	24.022	2:25.648
27	11.177	2:37.180	19	17.123	2:32.366	64	21.272	2:26.739	71	27.174	2:29.669	25	26.879	2:23.040
79	12.910	2:38.913	27	17.465	2:31.706	27	24.855	2:31.322	25	27.384	2:24.988	71	32.732	2:29.103
14	13.249	2:39.252	64	18.465	2:26.845	25	25.938	2:26.705	7	31.413	2:26.854	7	34.776	2:26.908
42	13.486	2:39.489	14	20.037	2:32.206	42	26.751	2:30.425	27	33.666	2:32.353	27	40.918	2:30.797
24	15.143	2:41.146	42	20.258	2:32.190	7	28.101	2:27.863	18	38.093	2:30.806	50	44.418	2:29.463
11	16.869	2:42.872	24	22.596	2:32.871	18	30.829	2:30.960	50	38.500	2:28.534	24	51.056	2:31.356
64	17.038	2:43.041	25	23.165	2:28.932	24	32.862	2:34.198	24	43.245	2:33.925	33	51.673	2:31.479
33	17.604	2:43.607	18	23.801	2:30.531	50	33.508	2:28.192	33	43.739	2:32.506	19	52.037	2:29.615
18	18.688	2:44.691	7	24.170	2:28.389	33	34.775	2:32.345	19	45.967	2:31.038	18	59.592	2:45.044P
41	19.418	2:45.421	33	26.362	2:34.176	19	38.471	2:45.280	11	55.427	2:37.685	11	1:10.083	2:38.201
25	19.651	2:45.654	11	28.970	2:37.519	11	41.284	2:36.246	17	59.295	2:35.793	17	1:11.740	2:35.990
17	20.469	2:46.472	50	29.248	2:30.975	17	47.044	2:38.836	4	1:00.537	2:36.397	41	1:12.985	2:35.535
4	20.891	2:46.894	41	31.568	2:37.568	4	47.682	2:37.809	41	1:00.995	2:36.476	4	1:14.600	2:37.608
7	21.199	2:47.202	17	32.140	2:37.089	41	48.061	2:40.425	20	1:10.524	2:35.143	20	1:21.678	2:34.699
23	23.506	2:49.509	4	33.805	2:38.332	14	55.022	2:58.917P	8	1:12.879	2:39.853	8	1:29.495	2:40.161
50	23.691	2:49.694	8	41.632	2:40.690	8	56.568	2:38.868	47	1:17.195	2:38.299	47	1:30.425	2:36.775
26	24.768	2:50.771	23	43.283	2:45.195	20	58.923	2:38.777	23	1:17.724	2:39.231	44	1:31.849	2:34.928
8	26.360	2:52.363	53	43.501	2:40.994	23	1:02.035	2:42.684	44	1:20.466	2:38.006	23	1:33.181	2:39.002
30	27.690	2:53.693	20	44.078	2:39.219	47	1:02.438	2:39.369	26	1:22.464	2:41.892	26	1:39.224	2:40.305
53	27.925	2:53.928	26	44.841	2:45.491	26	1:04.114	2:43.205	30	1:22.735	2:38.933	30	1:40.301	2:41.111
37	28.293	2:54.296	47	47.001	2:40.252	44	1:06.002	2:40.575	37	1:26.516	2:42.260	37	1:46.510	2:43.539
75	29.825	2:55.828	75	47.110	2:42.703	30	1:07.344	2:42.296	88	1:58.797	2:51.331			
20	30.277	2:56.280	37	47.994	2:45.119	37	1:07.798	2:43.736	51	2:08.199	2:55.555			
47	32.167	2:58.170	30	48.980	2:46.708	53	1:16.836	2:57.267P						
44	32.598	2:58.601	44	49.359	2:42.179	75	1:18.574	2:55.396P						
88	36.036	3:02.039	88	1:01.736	2:51.118	88	1:31.008	2:53.204						
51	39.340	3:05.343	51	1:06.080	2:52.158	51	1:36.186	2:54.038						
1	41.116	3:07.119	1	1:25.092	3:09.394P									

Weather/Track: Sun/Dry

www.mstworld.com

Page 1 of 2

Silverstone  
Circuit Length = 3.6490 miles.  
Start: 17:42 End: 18:04

Printed - 18:08 Sunday, 24 July 2011

# HGPCA Pre' 66 Grand Prix Cars

## RACE 22 - LAP CHART - Silverstone - 22/23/24 July 2011

(contd.)

Lap 6			Lap 7			Lap 8			Lap 9			Lap 10		
No	Behind	Laptime	No	Behind	Laptime	No	Behind	Laptime	No	Behind	Laptime	No	Behind	Laptime
48		2:23.606	48		2:23.229	48		2:23.791	10		2:25.759			
10	0.632	2:23.433	10	0.691	2:23.288	10	0.473	2:23.573	5	0.718	2:25.977			
5	1.028	2:23.105	5	1.311	2:23.512	5	0.973	2:23.453	26	1 LAP	2:38.736			
22	1.492	2:23.140	22	1.838	2:23.575	22	1.295	2:23.248	48	1.242	2:27.474			
88	1 LAP	2:55.512	2	18.481	2:24.614	37	1 LAP	2:44.873	22	1.729	2:26.666			
79	8.637	2:22.620	64	21.591	2:23.749	2	18.331	2:23.641	64	17.596	2:22.907			
2	17.096	2:24.625	6	25.682	2:28.921	64	20.921	2:23.121	2	18.196	2:26.097			
6	19.990	2:27.121	66	26.732	2:25.998	66	30.023	2:27.082	37	1 LAP	2:45.145			
64	21.071	2:24.546	25	28.975	2:24.050	6	30.413	2:28.522	25	30.149	2:25.795			
66	23.963	2:27.966	32	30.527	2:28.335	25	30.586	2:25.402	66	30.972	2:27.181			
32	25.421	2:27.931	29	32.531	2:26.856	32	33.232	2:26.496	6	32.325	2:28.144			
25	28.154	2:24.881	88	1 LAP	2:54.763	29	37.176	2:28.436	32	34.259	2:27.259			
29	28.904	2:28.488	71	44.339	2:29.345	71	49.893	2:29.345	29	37.083	2:26.139			
51	1 LAP	3:08.780	50	52.883	2:29.103	50	54.470	2:25.378	71	53.515	2:29.854			
71	38.223	2:29.097	27	56.986	2:31.040	88	1 LAP	2:50.859	50	55.257	2:27.019			
50	47.009	2:26.197	19	1:10.445	2:32.769	27	1:05.873	2:32.678	27	1:13.079	2:33.438			
27	49.175	2:31.863	24	1:11.920	2:33.780	19	1:17.081	2:30.427	19	1:20.994	2:30.145			
19	1:00.905	2:32.474	33	1:12.242	2:33.794	24	1:18.638	2:30.509	24	1:21.361	2:28.955			
24	1:01.369	2:33.919	51	1 LAP	3:09.321	33	1:19.048	2:30.597	33	1:26.136	2:33.320			
33	1:01.677	2:33.610	17	1:36.085	2:35.685	17	1:48.987	2:36.693	88	1 LAP	2:51.353			
7	1:20.507	3:09.337P	11	1:37.997	2:35.757	11	1:50.221	2:36.015	17	1:59.435	2:36.680			
17	1:23.629	2:35.495	41	1:38.220	2:35.780	41	1:50.335	2:35.906	11	2:00.602	2:36.613			
11	1:25.469	2:38.992	20	1:41.729	2:33.322	20	1:50.706	2:32.768	20	2:00.988	2:36.514			
41	1:25.669	2:36.290	4	1:48.670	2:42.642	51	1 LAP	3:06.547	41	2:01.122	2:37.019			
4	1:29.257	2:38.263	44	1:53.222	2:33.719	44	2:03.901	2:34.470	44	2:15.395	2:37.726			
20	1:31.636	2:33.564	47	1:55.759	2:34.582	47	2:06.716	2:34.748	47	2:16.455	2:35.971			
44	1:42.732	2:34.489	8	2:02.276	2:39.370	4	2:14.618	2:49.739	8	2:33.980	2:41.324			
47	1:44.406	2:37.587	23	2:04.645	2:40.315	8	2:18.888	2:40.403	23	2:36.173	2:40.719			
8	1:46.135	2:40.246	26	2:12.258	2:39.139	23	2:21.686	2:40.832	4	2:38.715	2:50.329			
23	1:47.559	2:37.984	30	2:13.185	2:39.146				51	1 LAP	3:06.889			
26	1:56.348	2:40.730												
30	1:57.268	2:40.573												
37	2:08.028	2:45.124												

Weather/Track: Sun/Dry

www.mstworld.com

Page 2 of 2

Silverstone  
Circuit Length = 3.6490 miles.  
Start: 17:42 End: 18:04

Printed - 18:08 Sunday, 24 July 2011

# Gentleman Drivers Pre'66 GT Cars

## RACE 7 - QUALIFYING - Silverstone - 22/23/24 July 2011

POS	NO	CL	DRIVER(S)	CAR	TIME	LAPS	GAP	MPH
1	4	C3	Watson/O'Connell	Jaquar E-Type	2:26.416	9		89.72
2	33	C3	Minshaw/Stretton	Jaquar E-Type	2:26.532	11	0.116	89.64
3	8	C3	Clark/Fiskin	Jaquar E-Type	2:26.724	10	0.308	89.53
4	79	C3	McInerney/McInerney	TVR Griffith	2:26.845	11	0.429	89.45
5	2	C3	Voyazides/Hadfield	AC Cobra	2:26.901	12	0.485	89.42
6	5	C3	Hart/Hugenholtz	AC Cobra	2:27.191	10	0.775	89.24
7	14	C3	Kinch/Kinch	Jaquar E-Type	2:27.561	8	1.145	89.02
8	55	C3	Melling/Minshaw	Jaquar E-Type Res2	2:27.695	11	1.279	88.94
9	47	C3	Scragg/Bussell	Jaquar E-Type	2:27.986	11	1.570	88.76
10	71	C3	Wills/Twyman	Bizzarrini 5300 GT	2:28.055	9	1.639	88.72
11	15	C3	Bryant/Bryant	AC Cobra	2:28.139	11	1.723	88.67
12	87	C3	Monteverde/Pearson	AC Cobra	2:29.663	11	3.247	87.77
13	3	C3	Von Oeynhausen	Jaquar E-Type	2:29.700	11	3.284	87.75
14	80	C3	Eckford/Beighton	Sunbeam Le Mans Tiger	2:30.010	11	3.594	87.57
15	53	C3	Pearson/Pearson	Jaquar E-Type	2:30.097	11	3.681	87.51
16	41	C3	Tromans/Caine	AC Cobra	2:30.194	11	3.778	87.46
17	48	C2	Schryver/Hadfield	Lotus Elan 26R	2:30.849	11	4.433	87.08
18	13	C3	Lynn	Jaquar E-Type	2:31.275	9	4.859	86.83
19	81	C3	Tandy/Tromans	Jaquar E-Type	2:31.507	6	5.091	86.70
20	19	C3	Chiles Snr/Ingram	AC Cobra	2:32.605	11	6.189	86.08
21	95	C3	Weavers/Batenburg	AC Cobra	2:33.474	10	7.058	85.59
22	65	C2	Thompson/Hales	Marcos 1800GT	2:33.562	9	7.146	85.54
23	72	C3	Boot	Jaquar E-Type	2:33.736	11	7.320	85.44
24	17	C3	Henderson/Williams	AC Cobra	2:33.835	5	7.419	85.39
25	68	C2	Cox/Methley	Marcos 1800GT	2:33.880	11	7.464	85.36
26	98	C1	Gathercole/Gathercole	Lotus Elan Series 1	2:33.972	10	7.556	85.31
27	97	C2	Atkins/Stirling	Lotus Elan 26R	2:34.140	10	7.724	85.22
28	77	C3	Bloohm/Nunn	TVR Griffith	2:34.553	10	8.137	84.99
29	114	C3	Finckenstein	Jaquar E-Type Res4	2:34.622	11	8.206	84.95
30	10	C3	Gaye/Green	Ferrari 275 GT BC	2:34.784	5	8.368	84.86
31	1	C2	Tice/Conoley	Marcos 1800GT	2:35.220	11	8.804	84.63
32	88	C3	Pattinson	Shelby Mustang GT350	2:35.276	11	8.860	84.60
33	56	C3	Dee Crowne/Tester	Jaquar E-Type	2:35.513	10	9.097	84.47
34	70	C2	Grace/Welch	Austin Healey 3000	2:35.646	8	9.230	84.39
35	9	C3	Davies/Ronchetti	Chevrolet Corvette Stingray	2:35.812	9	9.396	84.30
36	90	C3	Mahmoud/Audi	Jaquar E-Type	2:36.154	10	9.738	84.12
37	44	C2	Bronson/Smithies	Austin Healey	2:36.241	10	9.825	84.07
38	7	C3	Friedrichs/Clark	Aston Martin DP214	2:36.489	11	10.073	83.94
39	82	C3	Williams	AC Cobra	2:37.874	6	11.458	83.20
40	73	C2	Clarkson/Williams	Austin Healey 3000	2:38.112	10	11.696	83.08
41	28	C3	Stephenson	Aston Martin DB5	2:38.209	11	11.793	83.03
42	85	C2	Bond	Lotus Elan 26R	2:38.324	11	11.908	82.97
43	30	C3	Gibbon/Newall	Corvette Stingray Res4	2:38.924	10	12.508	82.65
44	11	C2	Wetherell/Campbell	Triumph TR4	2:39.252	11	12.836	82.48
45	22	C1	Lawley	MG B	2:40.038	10	13.622	82.08
46	96	C3	Louisoder	Jaquar E-Type	2:40.051	11	13.635	82.07
47	58	C3	Nolte	Jaquar E-Type Res3	2:40.886	9	14.470	81.65
48	35	C1	Adams/Adams	Turner Mk 11	2:40.999	9	14.583	81.59
49	78	C3	Caron	AC Cobra	2:41.335	7	14.919	81.42
50	61	C2	Orebi Gann/Bourne	Morgan SLR	2:42.213	10	15.797	80.98
51	91	C3	Merry/Dick	Sunbeam Tiger	2:42.339	10	15.923	80.92
52	24	C3	Gomm/Keith-Lucas	Jaquar E-Type	2:43.012	11	16.596	80.58
53	99	C1	Bianchi/Bianchi	MG B	2:43.951	9	17.535	80.12
54	40	C1	Rossi Di Montelara/Amar	Porsche 911	2:44.496	9	18.080	79.85
55	16	C1	Schlesinger/Jones	Porsche 911	2:44.791	9	18.375	79.71
56	67	C2	Brewer/Foster	Triumph TR4	2:45.242	10	18.826	79.49
57	18	B2	Rawe	Aston Martin DB4	2:45.587	10	19.171	79.33
58	83	C1	Barnes	MG B	2:46.286	10	19.870	78.99
59	75	C2	Henderson/Stone	Austin Healey 3000	2:46.639	9	20.223	78.83
60	86	C1	McCulloch	Alfa Romeo Giulia TZ1	2:47.016	10	20.600	78.65
61	94	C1	Mallett	MG B	2:49.038	9	22.622	77.71
62	76	C1	Everingham/McGlone	MG B Res1	2:50.468	10	24.052	77.06
63	84	C1	Hitch/Birrell	MG B	2:50.754	9	24.338	76.93

CARS 10, 28, 33, 77, 82 REQUIRE WORKING TRANSPONDERS, Q12.2.1 REFERS.

Weather/Track: Cloud/Dry

These results are provisional until the conclusion of any judicial and technical matters.

Silverstone

Circuit Length = 3.6490 miles.

Start: 15:45 End: 16:15

Clerk of the Course:		Timekeeper:
----------------------	--	-------------



# Gentleman Drivers Pre'66 GT Cars

## RACE 7 - QUALIFYING LAP ANALYSIS - Silverstone - 22/23/24 July 2011

<b>1</b>	<b>Tice/Conoley</b>	Marcos 1800GT
1 - X:00.000	6 - 3:48.093	11 - 2:37.012
2 - 2:36.592	7 - 2:36.869	
3 - 2:36.508	8 - 2:35.793	
4 - 2:37.222	9 - <b>2:35.220</b>	
5 - 2:39.507P	10 - 2:35.465	
<b>2</b>	<b>Voyazides/Hadfield</b>	AC Cobra
1 - X:00.000	6 - 2:30.343	11 - 2:27.012
2 - 2:33.870	7 - 2:28.678P	12 - 2:27.887
3 - 2:30.807	8 - 3:25.716	
4 - 2:28.880	9 - 2:29.744	
5 - 2:36.865	10 - <b>2:26.901</b>	
<b>3</b>	<b>Von Oeynhausen</b>	Jaguar E-Type
1 - X:00.000	6 - 2:31.721	11 - 2:31.534
2 - 2:38.905	7 - 2:31.494	
3 - 2:30.647	8 - <b>2:29.700</b>	
4 - 2:32.181	9 - 2:30.693	
5 - 2:37.605	10 - 2:33.804	
<b>4</b>	<b>Watson/O'Connell</b>	Jaguar E-Type
1 - X:00.000	6 - 7:54.817	
2 - 2:30.561	7 - 2:31.623	
3 - 2:28.531	8 - <b>2:26.416</b>	
4 - 2:27.773	9 - 2:28.160	
5 - 2:50.051P		
<b>5</b>	<b>Hart/Hugenholtz</b>	AC Cobra
1 - X:00.000	6 - 4:19.333	
2 - 2:35.417	7 - 2:27.519	
3 - 2:34.672	8 - 2:27.791	
4 - 2:32.864	9 - <b>2:27.191</b>	
5 - 2:35.875P	10 - 2:29.465P	
<b>7</b>	<b>Friedrichs/Clark</b>	Aston Martin DP214
1 - X:00.000	6 - 2:37.363	11 - 2:38.565
2 - 2:38.804	7 - 2:37.178P	
3 - 2:41.068	8 - 3:45.802	
4 - 2:40.519	9 - 2:36.667	
5 - 2:37.350	10 - <b>2:36.489</b>	
<b>8</b>	<b>Clark/Fiskin</b>	Jaguar E-Type
1 - X:00.000	6 - <b>2:26.724</b>	
2 - 2:30.731	7 - 2:27.277P	
3 - 2:28.613	8 - 5:30.183	
4 - 2:28.975	9 - 2:31.866	
5 - 2:30.456	10 - 2:31.031	

CARS 10, 28, 33, 77, 82 REQUIRE WORKING TRANSPONDERS, Q12.2.1 REFERS.  
Weather/Track: Cloud/Dry

# Gentleman Drivers Pre'66 GT Cars

## RACE 7 - QUALIFYING LAP ANALYSIS - Silverstone - 22/23/24 July 2011

(contd.)

<b>9</b>	<b>Davies/Ronchetti</b>	Chevrolet Corvette Stingray
1 - X:00.000	6 - 5:07.067	
2 - 2:37.012	7 - 2:44.369	
3 - <b>2:35.812</b>	8 - 2:47.475	
4 - 2:36.936	9 - 2:42.251	
5 - 2:39.887P		
<b>10</b>	<b>Gaye/Green</b>	Ferrari 275 GT BC
1 - X:00.000		
2 - 2:36.162		
3 - <b>2:34.784</b>		
4 - 2:42.389P		
5 - 6:37.571P		
<b>11</b>	<b>Wetherell/Campbell</b>	Triumph TR4
1 - X:00.000	6 - 2:41.612	11 - <b>2:39.252</b>
2 - 2:52.645	7 - 2:41.940	
3 - 2:43.020	8 - 2:41.244	
4 - 2:44.074	9 - 2:39.926	
5 - 2:46.732	10 - 2:40.839	
<b>13</b>	<b>Lynn</b>	Jaguar E-Type
1 - X:00.000	6 - 6:05.247	
2 - 2:34.511	7 - 2:34.659	
3 - 2:37.690	8 - 2:32.122	
4 - <b>2:31.275</b>	9 - 2:35.314P	
5 - 2:34.056P		
<b>14</b>	<b>Kinch/Kinch</b>	Jaguar E-Type
1 - X:00.000	6 - 2:31.123P	
2 - 2:34.605	7 - 8:37.278	
3 - 2:28.748	8 - 3:06.716P	
4 - 2:31.291		
5 - <b>2:27.561</b>		
<b>15</b>	<b>Bryant/Bryant</b>	AC Cobra
1 - X:00.000	6 - 4:01.930	11 - 2:31.200
2 - 2:36.124	7 - <b>2:28.139</b>	
3 - 2:34.794	8 - 2:28.528	
4 - 2:39.799	9 - 2:31.824	
5 - 2:43.811P	10 - 2:28.790	
<b>16</b>	<b>Schlesinger/Jones</b>	Porsche 911
1 - X:00.000	6 - 5:03.334	
2 - 3:16.445	7 - 2:49.307	
3 - 3:05.788	8 - 2:46.620	
4 - 3:00.610	9 - <b>2:44.791</b>	
5 - 3:01.650P		

CARS 10, 28, 33, 77, 82 REQUIRE WORKING TRANSPONDERS, Q12.2.1 REFERS.  
Weather/Track: Cloud/Dry

# Gentleman Drivers Pre'66 GT Cars

## RACE 7 - QUALIFYING LAP ANALYSIS - Silverstone - 22/23/24 July 2011

(contd.)

<b>17</b>	<b>Henderson/Williams</b>	AC Cobra
1 - X:00.000 2 - 2:33.846 3 - 2:37.577 4 - <b>2:33.835</b> 5 - 2:40.746P		
<b>18</b>	<b>Rawe</b>	Aston Martin DB4
1 - X:00.000      6 - 2:47.671 2 - 2:51.986      7 - 2:49.081 3 - 2:50.828      8 - 2:48.713 4 - 2:51.507      9 - <b>2:45.587</b> 5 - 2:48.398      10 - 2:47.783		
<b>19</b>	<b>Chiles Snr/Ingram</b>	AC Cobra
1 - X:00.000      6 - 3:57.300      11 - 2:33.403 2 - 2:40.383      7 - 2:36.210 3 - <b>2:32.605</b> 8 - 2:34.903 4 - 2:34.177      9 - 2:33.613 5 - 2:44.250P      10 - 2:33.203		
<b>22</b>	<b>Lawley</b>	MG B
1 - X:00.000      6 - 4:49.271 2 - 2:41.339      7 - <b>2:40.038</b> 3 - 2:40.695      8 - 2:42.251 4 - 2:40.750      9 - 2:40.836 5 - 2:49.216P      10 - 2:40.593		
<b>24</b>	<b>Gomm/Keith-Lucas</b>	Jaguar E-Type
1 - X:00.000      6 - 2:45.490      11 - 3:13.806P 2 - 2:48.082      7 - 2:45.957 3 - 2:45.596      8 - 2:48.579 4 - 2:49.487      9 - 2:44.234 5 - <b>2:43.012</b> 10 - 2:43.548		
<b>28</b>	<b>Stephenson</b>	Aston Martin DB5
1 - X:00.000      6 - 2:39.509      11 - 3:11.064P 2 - 2:43.515      7 - <b>2:38.209</b> 3 - 2:39.724      8 - 2:38.730 4 - 2:44.482      9 - 2:39.888 5 - 2:51.849      10 - 2:50.807		
<b>30</b>	<b>Gibbon/Newall</b>	Corvette Stingray Res4
1 - X:00.000      6 - 4:45.566 2 - 2:49.085      7 - 2:41.757 3 - 2:47.475      8 - <b>2:38.924</b> 4 - 2:54.816      9 - 2:39.689 5 - 2:53.191P      10 - 2:41.341		

CARS 10, 28, 33, 77, 82 REQUIRE WORKING TRANSPONDERS, Q12.2.1 REFERS.  
 Weather/Track: Cloud/Dry

# Gentleman Drivers Pre'66 GT Cars

## RACE 7 - QUALIFYING LAP ANALYSIS - Silverstone - 22/23/24 July 2011

(contd.)

<b>33</b>	<b>Minshaw/Stretton</b>	Jaguar E-Type
1 - X:00.000	6 - 4:05.906	11 - <b>2:26.532</b>
2 - 2:41.573	7 - 2:28.771	
3 - 2:28.964	8 - 2:28.486	
4 - 2:26.993	9 - 2:27.556	
5 - 2:58.153P	10 - 2:27.283	
<b>35</b>	<b>Adams/Adams</b>	Turner Mk 11
1 - X:00.000	6 - 2:42.206	
2 - 2:56.446	7 - 2:42.429	
3 - 2:49.779	8 - <b>2:40.999</b>	
4 - 2:55.471P	9 - 2:44.987	
5 - 4:44.064		
<b>40</b>	<b>Rossi Di Montelara/Amar</b>	Porsche 911
1 - X:00.000	6 - 7:06.420	
2 - 2:51.790	7 - 3:14.061	
3 - <b>2:44.496</b>	8 - 3:07.526	
4 - 2:44.986	9 - 3:08.626	
5 - 2:43.593P		
<b>41</b>	<b>Tromans/Caine</b>	AC Cobra
1 - X:00.000	6 - 4:05.975	11 - 2:30.235
2 - 2:34.513	7 - <b>2:30.194</b>	
3 - 2:36.995	8 - 2:30.280	
4 - 2:39.788	9 - 2:32.255	
5 - 2:39.521P	10 - 2:32.952	
<b>44</b>	<b>Bronson/Smithies</b>	Austin Healey
1 - X:00.000	6 - 2:40.532P	
2 - 2:40.026	7 - 4:53.578	
3 - <b>2:36.241</b>	8 - 2:38.552	
4 - 2:37.678	9 - 2:36.996	
5 - 2:36.448	10 - 2:36.642	
<b>47</b>	<b>Scragg/Bussell</b>	Jaguar E-Type
1 - X:00.000	6 - 2:42.491P	11 - 2:31.530P
2 - 2:35.706	7 - 3:54.045	
3 - 2:37.225	8 - 2:31.251	
4 - 2:32.706	9 - <b>2:27.986</b>	
5 - 2:33.803	10 - 2:29.738	
<b>48</b>	<b>Schryver/Hadfield</b>	Lotus Elan 26R
1 - X:00.000	6 - 2:37.996P	11 - 2:33.463
2 - 2:33.384	7 - 3:52.729	
3 - 2:32.730	8 - 2:33.300	
4 - <b>2:30.849</b>	9 - 2:35.834	
5 - 2:36.135	10 - 2:32.753	

CARS 10, 28, 33, 77, 82 REQUIRE WORKING TRANSPONDERS, Q12.2.1 REFERS.  
Weather/Track: Cloud/Dry

# Gentleman Drivers Pre'66 GT Cars

## RACE 7 - QUALIFYING LAP ANALYSIS - Silverstone - 22/23/24 July 2011

(contd.)

<b>53</b>	<b>Pearson/Pearson</b>	Jaguar E-Type
1 - X:00.000	6 - 2:54.488P	11 - 3:09.190P
2 - 2:34.534	7 - 6:01.405	
3 - 2:33.005	8 - 2:30.449	
4 - 2:31.147	9 - <b>2:30.097</b>	
5 - 2:37.908	10 - 2:31.351	
<b>55</b>	<b>Melling/Minshaw</b>	Jaguar E-Type Res2
1 - X:00.000	6 - 2:35.656P	11 - 2:38.170
2 - 2:28.700	7 - 4:44.603	
3 - <b>2:27.695</b>	8 - 2:39.865	
4 - 2:29.334	9 - 2:38.357	
5 - 2:29.336	10 - 2:39.888	
<b>56</b>	<b>Dee Crowne/Tester</b>	Jaguar E-Type
1 - X:00.000	6 - 2:44.223	
2 - 2:51.479	7 - 2:36.666	
3 - 2:59.721	8 - 2:36.361	
4 - 2:55.956P	9 - 2:57.075	
5 - 4:19.111	10 - <b>2:35.513</b>	
<b>58</b>	<b>Nolte</b>	Jaguar E-Type Res3
1 - X:00.000	6 - 2:42.464	
2 - 5:28.462	7 - 2:40.959	
3 - 2:53.405P	8 - <b>2:40.886</b>	
4 - 4:09.096	9 - 2:43.261	
5 - 2:42.747		
<b>61</b>	<b>Orebi Gann/Bourne</b>	Morgan SLR
1 - X:00.000	6 - <b>2:42.213</b>	
2 - 2:49.232	7 - 2:45.741	
3 - 2:52.377	8 - 2:54.974	
4 - 2:50.623	9 - 2:43.116	
5 - 2:44.954	10 - 2:49.331	
<b>65</b>	<b>Thompson/Hales</b>	Marcos 1800GT
1 - X:00.000	6 - 4:33.848	
2 - 2:38.064	7 - <b>2:33.562</b>	
3 - 2:36.139	8 - 2:35.046	
4 - 2:35.742	9 - 2:41.629P	
5 - 2:40.035P		
<b>67</b>	<b>Brewer/Foster</b>	Triumph TR4
1 - X:00.000	6 - 2:52.891P	
2 - 2:47.560	7 - 4:24.698	
3 - 2:47.899	8 - 2:46.051	
4 - 2:49.899	9 - 2:45.739	
5 - <b>2:45.242</b>	10 - 2:46.110	

CARS 10, 28, 33, 77, 82 REQUIRE WORKING TRANSPONDERS, Q12.2.1 REFERS.  
Weather/Track: Cloud/Dry

# Gentleman Drivers Pre'66 GT Cars

## RACE 7 - QUALIFYING LAP ANALYSIS - Silverstone - 22/23/24 July 2011

(contd.)

<b>68</b>	<b>Cox/Methley</b>	Marcos 1800GT
1 - X:00.000	6 - 3:55.991	11 - 2:34.656
2 - 2:35.135	7 - 2:34.682	
3 - 2:37.007	8 - <b>2:33.880</b>	
4 - 2:37.224	9 - 2:35.035	
5 - 2:40.878P	10 - 2:34.270	
<b>70</b>	<b>Grace/Welch</b>	Austin Healey 3000
1 - X:00.000	6 - 2:35.754	
2 - 2:37.846	7 - <b>2:35.646</b>	
3 - 2:38.403	8 - 2:42.483P	
4 - 2:42.019		
5 - 2:37.377		
<b>71</b>	<b>Wills/Twyman</b>	Bizzarrini 5300 GT
1 - X:00.000	6 - <b>2:28.055</b>	
2 - 2:33.087	7 - 2:28.586	
3 - 2:32.130	8 - 2:30.624	
4 - 2:44.659P	9 - 2:48.302P	
5 - 4:54.749		
<b>72</b>	<b>Boot</b>	Jaguar E-Type
1 - X:00.000	6 - 2:35.220	11 - 2:47.404P
2 - 2:38.782	7 - 2:35.254	
3 - 2:35.995	8 - 2:35.065	
4 - 2:38.092	9 - <b>2:33.736</b>	
5 - 2:37.239	10 - 2:33.740	
<b>73</b>	<b>Clarkson/Williams</b>	Austin Healey 3000
1 - X:00.000	6 - 2:40.836	
2 - 2:41.447	7 - 2:39.349	
3 - 2:43.200	8 - 2:41.769P	
4 - 2:39.931	9 - 4:01.726	
5 - 2:38.914	10 - <b>2:38.112</b>	
<b>75</b>	<b>Henderson/Stone</b>	Austin Healey 3000
1 - X:00.000	6 - 4:15.021	
2 - 2:54.409	7 - 2:49.622	
3 - 2:48.572	8 - 2:47.309	
4 - <b>2:46.639</b>	9 - 2:52.712	
5 - 2:51.697P		
<b>76</b>	<b>Everingham/McGlone</b>	MG B Res1
1 - X:00.000	6 - 4:31.948	
2 - 2:50.961	7 - 2:55.611	
3 - 2:51.254	8 - 2:53.858	
4 - 2:51.656	9 - 2:54.005	
5 - 2:57.021P	10 - <b>2:50.468</b>	

CARS 10, 28, 33, 77, 82 REQUIRE WORKING TRANSPONDERS, Q12.2.1 REFERS.  
Weather/Track: Cloud/Dry

# Gentleman Drivers Pre'66 GT Cars

## RACE 7 - QUALIFYING LAP ANALYSIS - Silverstone - 22/23/24 July 2011

(contd.)

<b>77</b>	<b>Bloohn/Nunn</b>	TVR Griffith
1 - X:00.000	6 - 2:39.279P	
2 - 2:42.145	7 - 4:06.943	
3 - 2:47.663P	8 - 2:36.536	
4 - 4:14.110	9 - 2:41.244	
5 - 2:41.598	10 - <b>2:34.553</b>	
<b>78</b>	<b>Caron</b>	AC Cobra
1 - X:00.000	6 - <b>2:41.335</b>	
2 - 2:33.985P	7 - 2:40.995P	
3 - 6:23.657		
4 - 2:42.025P		
5 - 3:31.757		
<b>79</b>	<b>McInerney/McInerney</b>	TVR Griffith
1 - X:00.000	6 - 5:12.716	11 - 2:31.439
2 - 2:27.414	7 - 2:31.164	
3 - 2:27.005	8 - 2:33.434	
4 - <b>2:26.845</b>	9 - 2:30.977	
5 - 2:31.424P	10 - 2:30.771	
<b>80</b>	<b>Eckford/Beighton</b>	Sunbeam Le Mans Tiger
1 - X:00.000	6 - 3:48.829	11 - 2:31.779
2 - 2:41.839	7 - 2:30.879	
3 - 2:42.546	8 - <b>2:30.010</b>	
4 - 2:41.798	9 - 2:30.525	
5 - 2:51.257P	10 - 2:35.175	
<b>81</b>	<b>Tandy/Tromans</b>	Jaguar E-Type
1 - X:00.000	6 - 3:10.464P	
2 - 2:33.821		
3 - 2:32.852		
4 - <b>2:31.507</b>		
5 - 2:32.950		
<b>82</b>	<b>Williams</b>	AC Cobra
1 - X:00.000	6 - 5:51.677	
2 - 2:40.580		
3 - <b>2:37.874</b>		
4 - 3:30.541		
5 - 2:36.725P		
<b>83</b>	<b>Barnes</b>	MG B
1 - X:00.000	6 - 3:40.880	
2 - 2:47.951	7 - 2:46.922	
3 - <b>2:46.286</b>	8 - 2:46.616	
4 - 2:54.646	9 - 2:47.320	
5 - 2:51.348P	10 - 2:47.492	

CARS 10, 28, 33, 77, 82 REQUIRE WORKING TRANSPONDERS, Q12.2.1 REFERS.  
Weather/Track: Cloud/Dry

# Gentleman Drivers Pre'66 GT Cars

## RACE 7 - QUALIFYING LAP ANALYSIS - Silverstone - 22/23/24 July 2011

(contd.)

<b>84</b>	<b>Hitch/Birrell</b>	MG B
1 - X:00.000	6 - 4:56.277	
2 - 2:54.643	7 - 2:54.682	
3 - <b>2:50.754</b>	8 - 2:56.925	
4 - 2:51.703	9 - 2:55.786	
5 - 2:59.972P		
<b>85</b>	<b>Bond</b>	Lotus Elan 26R
1 - X:00.000	6 - 2:39.270	11 - <b>2:38.324</b>
2 - 2:42.406	7 - 2:38.809	
3 - 2:39.641	8 - 2:40.677	
4 - 2:38.880	9 - 2:39.750	
5 - 2:39.057	10 - 2:38.916	
<b>86</b>	<b>McCulloch</b>	Alfa Romeo Giulia TZ1
1 - X:00.000	6 - 2:57.415	
2 - 2:55.345	7 - 2:48.373	
3 - 2:50.960	8 - 2:55.310	
4 - 2:49.979	9 - 2:48.579	
5 - 2:52.340	10 - <b>2:47.016</b>	
<b>87</b>	<b>Monteverde/Pearson</b>	AC Cobra
1 - X:00.000	6 - 2:42.880P	11 - 2:32.589
2 - 2:31.797	7 - 4:12.490	
3 - 2:32.458	8 - 2:35.394	
4 - 2:31.908	9 - 2:45.415	
5 - <b>2:29.663</b>	10 - 2:32.777	
<b>88</b>	<b>Pattinson</b>	Shelby Mustang GT350
1 - X:00.000	6 - 2:37.045	11 - 2:47.677P
2 - 2:41.579	7 - <b>2:35.276</b>	
3 - 2:37.880	8 - 2:35.823	
4 - 2:40.985	9 - 2:37.092	
5 - 2:38.232	10 - 2:40.128	
<b>90</b>	<b>Mahmoud/Audi</b>	Jaguar E-Type
1 - X:00.000	6 - 2:57.976P	
2 - 2:36.584	7 - 4:08.830	
3 - 2:36.908	8 - 2:37.395	
4 - 2:39.316	9 - 2:38.607	
5 - <b>2:36.154</b>	10 - 2:38.849	
<b>91</b>	<b>Merry/Dick</b>	Sunbeam Tiger
1 - X:00.000	6 - 5:05.797	
2 - 2:45.336	7 - 3:00.509	
3 - 2:44.965	8 - 2:54.323	
4 - <b>2:42.339</b>	9 - 2:53.196	
5 - 2:51.791P	10 - 2:49.074	

CARS 10, 28, 33, 77, 82 REQUIRE WORKING TRANSPONDERS, Q12.2.1 REFERS.  
Weather/Track: Cloud/Dry



# Gentleman Drivers Pre'66 GT Cars

## RACE 7 - QUALIFYING LAP ANALYSIS - Silverstone - 22/23/24 July 2011

(contd.)

<b>94</b>	<b>Mallett</b>	MG B
1 - X:00.000	6 - 2:51.296	
2 - 2:54.701	7 - <b>2:49.038</b>	
3 - 2:52.452	8 - 2:49.702	
4 - 2:50.201	9 - 2:54.285P	
5 - 2:50.899		
<b>95</b>	<b>Weavers/Batenburg</b>	AC Cobra
1 - X:00.000	6 - 2:40.269	
2 - 2:36.346	7 - 2:40.224	
3 - <b>2:33.474</b>	8 - 2:35.958	
4 - 2:42.426P	9 - 2:35.158	
5 - 4:20.936	10 - 2:38.760	
<b>96</b>	<b>Louisoder</b>	Jaguar E-Type
1 - X:00.000	6 - 2:40.736	11 - 2:42.096
2 - 2:42.634	7 - 2:41.103	
3 - 2:41.141	8 - 2:41.480	
4 - 2:42.664	9 - <b>2:40.051</b>	
5 - 2:40.759	10 - 2:42.157	
<b>97</b>	<b>Atkins/Stirling</b>	Lotus Elan 26R
1 - X:00.000	6 - 2:36.915	
2 - 2:53.602	7 - 2:40.353	
3 - 2:53.286	8 - 2:37.940	
4 - 3:01.698P	9 - 2:34.262	
5 - 4:32.309	10 - <b>2:34.140</b>	
<b>98</b>	<b>Gathercole/Gathercole</b>	Lotus Elan Series 1
1 - X:00.000	6 - 2:49.003P	
2 - 2:36.241	7 - 4:43.150	
3 - 2:37.438	8 - 2:48.173	
4 - 2:34.240	9 - 2:47.321	
5 - <b>2:33.972</b>	10 - 2:46.503	
<b>99</b>	<b>Bianchi/Bianchi</b>	MG B
1 - X:00.000	6 - 2:46.696	
2 - 2:57.039	7 - 2:44.260	
3 - 2:58.622	8 - 2:45.446	
4 - 2:55.503P	9 - <b>2:43.951</b>	
5 - 5:14.995		
<b>114</b>	<b>Finckenstein</b>	Jaguar E-Type Res4
1 - X:00.000	6 - 2:36.244	11 - 2:34.769
2 - 2:39.523	7 - 2:37.068	
3 - 2:36.292	8 - 2:36.414	
4 - 2:53.712	9 - 2:35.775	
5 - 2:35.483	10 - <b>2:34.622</b>	

CARS 10, 28, 33, 77, 82 REQUIRE WORKING TRANSPONDERS, Q12.2.1 REFERS.  
Weather/Track: Cloud/Dry

# Gentleman Drivers Pre'66 GT Cars

## RACE 7 - GRID - Silverstone - 22/23/24 July 2011

ROW  
29  
ROW  
28  
ROW  
27  
ROW  
26  
ROW  
25  
ROW  
24  
ROW  
23  
ROW  
22  
ROW  
21  
ROW  
20  
ROW  
19  
ROW  
18  
ROW  
17  
ROW  
16  
ROW  
15  
ROW  
14  
ROW  
13  
ROW  
12  
ROW  
11  
ROW  
10  
ROW  
9  
ROW  
8  
ROW  
7  
ROW  
6  
ROW  
5  
ROW  
4  
ROW  
3  
ROW  
2  
ROW  
1

84	Hitch/Birrell	76	Everingham/McGlone
94	Mallett	86	McCulloch
75	Henderson/Stone	83	Barnes
18	Rawe	67	Brewer/Foster
16	Schlesinger/Jones	40	Rossi Di Montelara/Amar
99	Bianchi/Bianchi	24	Gomm/Keith-Lucas
91	Merry/Dick	61	Orebi Gann/Bourne
78	Caron	35	Adams/Adams
96	Louisoder	22	Lawley
11	Wetherell/Campbell	85	Bond
28	Stephenson	73	Clarkson/Williams
82	Williams	7	Friedrichs/Clark
44	Bronson/Smithies	90	Mahmoud/Audi
9	Davies/Ronchetti	70	Grace/Welch
56	Dee Crowne/Tester	88	Pattinson
1	Tice/Conoley	77	Bloohn/Nunn
97	Atkins/Stirling	98	Gathercole/Gathercole
68	Cox/Methley	17	Henderson/Williams
72	Boot	65	Thompson/Hales
95	Weavers/Batenburg	19	Chiles Snr/Ingram
81	Tandy/Tromans	13	Lynn
48	Schryver/Hadfield	41	Tromans/Caine
53	Pearson/Pearson	80	Eckford/Beighton
3	Von Oeynhausen	87	Monteverde/Pearson
15	Bryant/Bryant	71	Wills/Twyman
47	Scragg/Bussell	14	Kinch/Kinch
5	Hart/Hugenholtz	2	Voyazides/Hadfield
79	McInerney/McInerney	8	Clark/Fisken
33	Minshaw/Stretton	4	Watson/O'Connell

POLE

**CARS 10, 28, 33, 77, 82 REQUIRE WORKING TRANSPONDERS, Q12.2.1 REFERS.**  
**Weather/Track: Cloud/Dry. Reserves in order, 55, 58, 30, 114, 10.**  
**These results are provisional until the conclusion of any judicial and technical matters.**

Silverstone  
 Circuit Length = 3.6490 miles.  
 Start: 15:45 End: 16:15

Clerk of the Course:		Timekeeper:
----------------------	--	-------------

# Gentleman Drivers Pre'66 GT Cars

## RACE 7 - CLASSIFICATION - Silverstone - 22/23/24 July 2011

POS	NO	CL	DRIVER(S)	CAR	TIME	LAPS	GAP	MPH	BEST
1	79	C3	McInerney/McInerney	TVR Griffith	51:09.371	20		85.49	2:26.392
2	15	C3	Bryant/Bryant	AC Cobra	51:17.254	20	7.883	85.27	2:27.841
3	5	C3	Hart/Hugenholtz	AC Cobra	51:23.643	20	14.272	85.10	2:28.749
4	2	C3	Voyazides/Hadfield	AC Cobra	51:36.359	20	26.988	84.75	2:29.084
5	8	C3	Clark/Fisken	Jaquar E-Type	51:45.942	20	36.571	84.49	2:28.605
6	3	C3	Graf Von Oeynhausen	Jaquar E-Type	51:56.384	20	47.013	84.20	2:30.147
7	41	C3	Tromans/Caine	AC Cobra	51:56.920	20	47.549	84.19	2:27.254
8	47	C3	Scragg/Bussell	Jaquar E-Type	51:58.584	20	49.213	84.14	2:29.214
9	71	C3	Wills/Twyman	Bizzarrini 5300 GT	52:10.432	20	1:01.061	83.83	2:29.581
10	19	C3	Chiles Snr/Ingram	AC Cobra	52:23.859	20	1:14.488	83.47	2:30.867
11	48	C2	Hadfield/Schryver	Lotus Elan 26R	52:40.795	20	1:31.424	83.02	2:30.923
12	14	C3	Kinch/Kinch	Jaquar E-Type	52:45.270	20	1:35.899	82.90	2:28.671
13	81	C3	Tandy/Tromans	Jaquar E-Type	52:46.791	20	1:37.420	82.86	2:31.014
14	87	C3	Pearson/Monteverde	AC Cobra	53:09.916	20	2:00.545	82.26	2:30.919
15	68	C2	Cox/Methley	Marcos 1800GT	53:35.186	20	2:25.815	81.62	2:34.358
16	1	C2	Tice/Conoley	Marcos 1800GT	53:45.939	20	2:36.568	81.34	2:34.521
17	72	C3	Boot	Jaquar E-Type	53:53.181	20	2:43.810	81.16	2:35.076
18	9	C3	Davies/Ronchetti	Chevrolet Corvette Stingray	51:25.861	19	1 LAP	80.78	2:34.216
19	88	C3	Pattinson	Shelby Mustang GT350	51:28.360	19	1 LAP	80.71	2:35.461
20	85	C2	Bond	Lotus Elan 26R	51:37.599	19	1 LAP	80.47	2:35.384
21	44	C2	Smithies/Bronson	Austin Healey	51:47.693	19	1 LAP	80.21	2:36.892
22	73	C2	Clarkson/Williams	Austin Healey 3000	51:55.038	19	1 LAP	80.02	2:36.603
23	55	C3	Minshaw/Melling	Jaquar E-Type Res2	52:02.766	19	1 LAP	79.83	2:29.748
24	7	C3	Friedrichs/Clark	Aston Martin DP214	52:21.268	19	1 LAP	79.35	2:37.595
25	22	C1	Lawley	MG B	52:29.824	19	1 LAP	79.14	2:38.922
26	11	C2	Wetherell	Triumph TR4	52:46.729	19	1 LAP	78.72	2:38.942
27	96	C3	Louisoder	Jaquar E-Type	52:49.106	19	1 LAP	78.66	2:40.363
28	17	C3	Williams/Henderson	AC Cobra	53:14.812	19	1 LAP	78.02	2:36.972
29	56	C3	Dee Crowne/Tester	Jaquar E-Type	53:19.869	19	1 LAP	77.90	2:34.832
30	97	C2	Atkins/Stirling	Lotus Elan 26R	53:46.169	19	1 LAP	77.27	2:33.696
31	24	C3	Gomm	Jaquar E-Type	53:54.699	19	1 LAP	77.06	2:41.735
32	4	C3	O'Connell	Jaquar E-Type	48:34.273	18	2 LAPS	81.03	2:27.251
33	61	C2	Orebi Gann	Morgan SLR	51:21.068	18	2 LAPS	76.64	2:41.789
34	35	C1	Adams/Adams	Turner Mk 11	51:21.835	18	2 LAPS	76.62	2:38.534
35	67	C2	Foster/Brewer	Triumph TR4	51:24.983	18	2 LAPS	76.54	2:41.804
36	91	C3	Dick/Merry	Sunbeam Tiger	51:26.765	18	2 LAPS	76.50	2:40.308
37	40	C1	Rossi Di Montelara/Amar	Porsche 911	51:36.341	18	2 LAPS	76.26	2:40.074
38	28	C3	Stephenson	Aston Martin DB5	51:37.234	18	2 LAPS	76.24	2:40.088
39	86	C1	McCulloch	Alfa Romeo Giulia TZ1	52:00.463	18	2 LAPS	75.67	2:44.105
40	75	C2	Henderson/Stone	Austin Healey 3000	52:02.363	18	2 LAPS	75.63	2:42.537
41	18	B2	Rawe	Aston Martin DB4	52:11.919	18	2 LAPS	75.40	2:45.486
42	83	C1	Barnes	MG B	52:18.227	18	2 LAPS	75.25	2:45.377
43	16	C1	Schlesinger/Jones	Porsche 911	53:40.319	18	2 LAPS	73.33	2:43.363
44	84	C1	Hitch/Birrell	MG B	53:48.906	18	2 LAPS	73.13	2:50.910
45	76	C1	Everingham/McGlone	MG B Res1	53:51.142	18	2 LAPS	73.08	2:49.992
46	90	C3	Mahmoud/Audi	Jaquar E-Type	46:37.151	17	3 LAPS	79.73	2:33.887
47	99	C1	Bianchi/Bianchi	MG B	50:05.386	17	3 LAPS	74.20	2:43.918
48	33	C3	Minshaw/Stretton	Jaquar E-Type	41:29.112	16	4 LAPS	84.31	2:26.619

### NOT CLASSIFIED

70	C2	Grace/Welch	Austin Healey 3000	52:21.767	15	N.C.F.	62.62	2:34.827
53	C3	Pearson/Pearson	Jaquar E-Type	51:38.349	14	N.C.F.	59.26	2:30.694
78	C3	Caron	AC Cobra	34:47.325	13	D.N.F.	81.67	2:29.335
95	C3	Weavers/Batenburg	AC Cobra	34:47.469	13	D.N.F.	81.66	2:31.390
65	C2	Thompson/Hales	Marcos 1800GT	35:45.594	13	D.N.F.	79.45	2:34.414
82	C3	Williams	AC Cobra	36:00.642	13	D.N.F.	78.89	2:34.341
13	C3	Lynn	Jaquar E-Type	44:51.191	7	D.N.F.	34.05	2:34.390
98	C1	Gathercole/Gathercole	Lotus Elan Series 1	23:29.665	4	D.N.F.	37.06	2:34.912
94	C1	Mallett	MG B		0	D.N.F.	N/A	
77	C3	Bloohn/Nunn	TVR Griffith		0	D.N.F.	N/A	
80	C3	Beighton/Eckford	Sunbeam Le Mans Tiger		0	Silver D.N.F.	N/A	

Weather/Track: Cloud/Dry

These results are provisional until the conclusion of any judicial and technical matters.

Circuit Length = 3.6490 miles.

Start: 15:07 End: 15:58

Clerk of the Course:	Timekeeper:
----------------------	-------------

**Gentleman Drivers Pre'66 GT Cars**  
**RACE 7 - CLASSIFICATION - Silverstone - 22/23/24 July 2011**  
 (contd.)

POS	NO	CL	DRIVER(S)	CAR	TIME	LAPS	GAP	MPH	BEST
				FASTEST LAP					
79	C3		<b>McInerney/McInerney</b>	TVR Griffith	2:26.392	15	89.73mph	144.41kph	
48	C2		<b>Hadfield/Schryver</b>	Lotus Elan 26R	2:30.923	4	87.04mph	140.07kph	
98	C1		<b>Gathercole/Gathercole</b>	Lotus Elan Series 1	2:34.912	2	84.79mph	136.47kph	
18	B2		<b>Rawe</b>	Aston Martin DB4	2:45.486	14	79.38mph	127.75kph	

**Weather/Track: Cloud/Dry**

**These results are provisional until the conclusion of any judicial and technical matters.**

Silverstone  
 Circuit Length = 3.6490 miles.  
 Start: 15:07 End: 15:58

Clerk of the Course:		Timekeeper:
----------------------	--	-------------

# Gentleman Drivers Pre'66 GT Cars

## RACE 7 - LAP ANALYSIS - Silverstone - 22/23/24 July 2011

<b>1</b>	<b>Tice/Conoley</b>	Marcos 1800GT			
1 - 2:49.576	6 - 2:36.033	11 - 2:36.967P	16 - 2:36.155		
2 - 2:36.006	7 - <b>2:34.521</b>	12 - 4:04.222	17 - 2:37.895		
3 - 2:36.598	8 - 2:35.304	13 - 2:36.462	18 - 2:36.055		
4 - 2:36.353	9 - 2:34.673	14 - 2:36.572	19 - 2:35.653		
5 - 2:35.908	10 - 2:38.011	15 - 2:35.805	20 - 2:37.170		
<b>2</b>	<b>Voyazides/Hadfield</b>	AC Cobra			
1 - 2:37.215	6 - 2:30.518	11 - 2:30.336	16 - 2:29.303		
2 - 2:32.407	7 - 2:30.289	12 - 2:30.438P	17 - 2:30.120		
3 - 2:29.850	8 - 2:31.045	13 - 3:53.550	18 - <b>2:29.084</b>		
4 - 2:29.641	9 - 2:30.421	14 - 2:30.842	19 - 2:29.738		
5 - 2:29.327	10 - 2:31.459	15 - 2:31.373	20 - 2:29.403		
<b>3</b>	<b>Graf Von Oeynhausen</b>	Jaguar E-Type			
1 - 2:37.919	6 - <b>2:30.147</b>	11 - 2:30.808P	16 - 2:30.817		
2 - 2:32.315	7 - 2:30.748	12 - 4:01.987	17 - 2:30.766		
3 - 2:30.887	8 - 2:31.906	13 - 2:30.833	18 - 2:30.437		
4 - 2:30.429	9 - 2:31.289	14 - 2:32.363	19 - 2:30.426		
5 - 2:30.276	10 - 2:30.933	15 - 2:30.937	20 - 2:30.161		
<b>4</b>	<b>O'Connell</b>	Jaguar E-Type			
1 - 2:29.547	6 - 2:27.741	11 - 2:28.572	16 - 2:30.183		
2 - 2:27.599	7 - 2:29.906	12 - 2:30.276P	17 - 2:42.461		
3 - 2:27.548	8 - 2:29.865	13 - 3:53.512	18 - 4:44.261P		
4 - <b>2:27.251</b>	9 - 2:29.756	14 - 2:29.640			
5 - 2:27.799	10 - 2:28.192	15 - 2:30.164			
<b>5</b>	<b>Hart/Hugenholtz</b>	AC Cobra			
1 - 2:31.853	6 - 2:28.953	11 - 2:28.896	16 - 2:30.843		
2 - 2:29.256	7 - 2:28.788	12 - 2:28.025P	17 - 2:29.480		
3 - 2:29.082	8 - 2:29.259	13 - 3:59.491	18 - 2:30.045		
4 - <b>2:28.749</b>	9 - 2:28.949	14 - 2:32.262	19 - 2:29.482		
5 - 2:28.971	10 - 2:29.935	15 - 2:29.778	20 - 2:31.546		
<b>7</b>	<b>Friedrichs/Clark</b>	Aston Martin DP214			
1 - 2:53.909	6 - 2:39.600	11 - 4:18.793	16 - 2:40.268		
2 - 2:39.956	7 - 2:39.808	12 - 2:37.858	17 - 2:38.238		
3 - 2:38.506	8 - 2:39.606	13 - 2:40.472	18 - <b>2:37.595</b>		
4 - 2:38.829	9 - 2:41.150	14 - 2:40.387	19 - 2:37.774		
5 - 2:41.168	10 - 2:39.335P	15 - 2:38.016			

Weather/Track: Cloud/Dry

www.mstworld.com

Page 1 of 10

Silverstone  
Circuit Length = 3.6490 miles.  
Start: 15:07 End: 15:58

Printed - 16:05 Saturday, 23 July 2011

## Gentleman Drivers Pre'66 GT Cars

### RACE 7 - LAP ANALYSIS - Silverstone - 22/23/24 July 2011

(contd.)

<b>8</b>	<b>Clark/Fisken</b>	Jaguar E-Type		
1 - 2:35.473	6 - 2:33.619P	11 - <b>2:28.605</b>	16 - 2:30.074	
2 - 2:32.013	7 - 4:00.394	12 - 2:30.003	17 - 2:29.962	
3 - 2:32.780	8 - 2:29.471	13 - 2:31.885	18 - 2:29.007	
4 - 2:31.889	9 - 2:30.138	14 - 2:30.984	19 - 2:29.198	
5 - 2:30.246	10 - 2:30.554	15 - 2:30.542	20 - 2:29.105	
<b>9</b>	<b>Davies/Ronchetti</b>	Chevrolet Corvette Stingray		
1 - 2:48.831	6 - 2:35.519	11 - 2:38.473P	16 - 2:38.781	
2 - 2:35.410	7 - 2:34.406	12 - 4:08.842	17 - 2:39.809	
3 - 2:36.028	8 - 2:34.557	13 - 2:38.235	18 - 2:38.007	
4 - 2:37.858	9 - <b>2:34.216</b>	14 - 2:38.835	19 - 2:39.482	
5 - 2:35.848	10 - 2:35.578	15 - 2:37.146		
<b>11</b>	<b>Wetherell</b>	Triumph TR4		
1 - 2:56.989	6 - 2:39.626	11 - 2:42.127P	16 - 2:41.909	
2 - 2:40.001	7 - 2:40.035	12 - 4:15.878	17 - 2:40.558	
3 - <b>2:38.942</b>	8 - 2:40.112	13 - 2:40.871	18 - 2:40.723	
4 - 2:40.379	9 - 2:42.279	14 - 2:41.356	19 - 2:42.130	
5 - 2:40.423	10 - 2:40.001	15 - 2:42.390		
<b>13</b>	<b>Lynn</b>	Jaguar E-Type		
1 - 2:44.796	6 - <b>2:34.390</b>			
2 - 2:53.142P	7 - 2:37.971P			
3 - 8:01.746P				
4 - X:00.000				
5 - 2:39.021				
<b>14</b>	<b>Kinch/Kinch</b>	Jaguar E-Type		
1 - 2:31.963	6 - 2:29.038	11 - 2:28.922	16 - 2:42.564	
2 - 2:29.336	7 - 2:28.800	12 - 2:29.493	17 - 2:43.348	
3 - 2:30.326	8 - 2:28.858	13 - 2:31.620P	18 - 2:41.506	
4 - 2:28.958	9 - <b>2:28.671</b>	14 - 4:10.702	19 - 2:39.085	
5 - 2:29.473	10 - 2:28.950	15 - 2:43.470	20 - 2:40.187	
<b>15</b>	<b>Bryant/Bryant</b>	AC Cobra		
1 - 2:33.988	6 - 2:30.165	11 - 2:28.895	16 - 2:28.500	
2 - <b>2:27.841</b>	7 - 2:29.912	12 - 2:28.486	17 - 2:28.167	
3 - 2:29.376	8 - 2:29.021	13 - 2:31.474P	18 - 2:28.866	
4 - 2:28.788	9 - 2:30.394	14 - 3:58.424	19 - 2:28.448	
5 - 2:29.769	10 - 2:29.164	15 - 2:28.476	20 - 2:29.100	

Weather/Track: Cloud/Dry

www.mstworld.com

Page 2 of 10

Silverstone  
Circuit Length = 3.6490 miles.  
Start: 15:07 End: 15:58

Printed - 16:05 Saturday, 23 July 2011

## Gentleman Drivers Pre'66 GT Cars

### RACE 7 - LAP ANALYSIS - Silverstone - 22/23/24 July 2011

(contd.)

<b>16</b>	<b>Schlesinger/Jones</b>	Porsche 911		
1 - 3:03.728	6 - 2:44.289	11 - 3:04.460	16 - 2:59.953	
2 - <b>2:43.363</b>	7 - 2:43.931	12 - 3:00.852	17 - 2:58.028	
3 - 2:45.750	8 - 2:44.639	13 - 3:02.017	18 - 2:57.159	
4 - 2:43.626	9 - 2:44.981P	14 - 3:01.313		
5 - 2:44.103	10 - 4:34.700	15 - 3:03.427		
<b>17</b>	<b>Williams/Henderson</b>	AC Cobra		
1 - 3:04.252P	6 - 2:41.127P	11 - 2:37.805	16 - 2:41.851	
2 - 3:16.777	7 - 4:16.911	12 - 2:38.661	17 - 2:40.019	
3 - 2:39.002	8 - 2:40.819	13 - 2:40.496	18 - 2:37.286	
4 - 2:39.036	9 - 2:41.520	14 - 2:40.714	19 - 2:44.289	
5 - 2:38.548	10 - 2:38.727	15 - <b>2:36.972</b>		
<b>18</b>	<b>Rawe</b>	Aston Martin DB4		
1 - 3:12.411	6 - 2:46.816	11 - 2:45.940	16 - 2:48.188	
2 - 2:52.835	7 - 2:52.612P	12 - 2:45.714	17 - 2:47.865	
3 - 2:48.709	8 - 4:15.075	13 - 2:47.122	18 - 2:48.132	
4 - 2:46.119	9 - 2:47.153	14 - <b>2:45.486</b>		
5 - 2:47.923	10 - 2:47.319	15 - 2:46.500		
<b>19</b>	<b>Chiles Snr/Ingram</b>	AC Cobra		
1 - 2:40.881	6 - 2:32.045	11 - 2:32.089P	16 - 2:32.068	
2 - 2:33.958	7 - 2:31.614	12 - 4:01.199	17 - 2:31.455	
3 - 2:33.359	8 - 2:32.440	13 - 2:32.196	18 - 2:32.016	
4 - 2:31.933	9 - 2:32.277	14 - 2:31.613	19 - <b>2:30.867</b>	
5 - 2:31.675	10 - 2:35.812	15 - 2:33.223	20 - 2:31.139	
<b>22</b>	<b>Lawley</b>	MG B		
1 - 2:54.931	6 - 2:40.266	11 - 2:40.349	16 - 2:43.806	
2 - 2:40.681	7 - 2:41.854P	12 - 2:41.594	17 - 2:40.203	
3 - <b>2:38.922</b>	8 - 4:04.251	13 - 2:41.126	18 - 2:40.470	
4 - 2:39.821	9 - 2:40.949	14 - 2:40.271	19 - 2:39.728	
5 - 2:40.294	10 - 2:40.359	15 - 2:39.949		
<b>24</b>	<b>Gomm</b>	Jaguar E-Type		
1 - 3:11.527	6 - 2:45.634	11 - 2:43.107	16 - 2:43.786	
2 - 2:50.147	7 - 2:43.483	12 - <b>2:41.014</b> P	17 - 2:44.689	
3 - 2:46.713	8 - 2:44.307	13 - 4:10.208	18 - 2:41.939	
4 - 2:46.865	9 - 2:42.841	14 - 2:42.957	19 - 2:44.040D	
5 - 2:47.062	10 - 2:42.645	15 - 2:41.735		

Weather/Track: Cloud/Dry

www.mstworld.com

Page 3 of 10

Silverstone  
Circuit Length = 3.6490 miles.  
Start: 15:07 End: 15:58

Printed - 16:05 Saturday, 23 July 2011

## Gentleman Drivers Pre'66 GT Cars

### RACE 7 - LAP ANALYSIS - Silverstone - 22/23/24 July 2011

(contd.)

<b>28</b>	<b>Stephenson</b>	Aston Martin DB5					
1 -	3:45.909P	6 -	2:42.637	11 -	2:40.332	16 -	2:40.443
2 -	3:19.631	7 -	2:45.018	12 -	2:41.096	17 -	<b>2:40.088</b>
3 -	2:41.517	8 -	2:44.325	13 -	2:41.457	18 -	2:40.983
4 -	2:42.057	9 -	2:41.420P	14 -	2:40.941		
5 -	2:42.882	10 -	4:06.078	15 -	2:40.420		
<b>33</b>	<b>Minshaw/Stretton</b>	Jaguar E-Type					
1 -	2:28.565	6 -	2:28.782	11 -	2:30.951P	16 -	2:53.405P
2 -	2:26.650	7 -	2:27.500	12 -	3:56.178		
3 -	2:26.890	8 -	2:28.560	13 -	2:29.565		
4 -	<b>2:26.619</b>	9 -	2:28.478	14 -	2:29.112		
5 -	2:27.403	10 -	2:28.702	15 -	2:31.752		
<b>35</b>	<b>Adams/Adams</b>	Turner Mk 11					
1 -	2:59.218	6 -	2:39.137	11 -	4:10.985	16 -	3:03.614
2 -	2:42.766	7 -	2:40.385	12 -	2:51.196	17 -	2:59.372
3 -	2:41.956	8 -	<b>2:38.534</b>	13 -	2:46.834	18 -	2:49.223
4 -	2:41.624	9 -	2:41.143	14 -	2:44.812		
5 -	2:40.966	10 -	2:42.043P	15 -	2:48.027		
<b>40</b>	<b>Rossi Di Montelara/Amar</b>	Porsche 911					
1 -	3:02.278	6 -	2:40.213	11 -	2:42.086	16 -	2:56.884
2 -	2:40.947	7 -	2:43.205	12 -	2:41.693P	17 -	2:53.453
3 -	2:41.077	8 -	2:40.423	13 -	4:23.325	18 -	2:55.237
4 -	2:40.925	9 -	2:41.343	14 -	2:56.352		
5 -	<b>2:40.074</b>	10 -	2:42.494	15 -	2:54.332		
<b>41</b>	<b>Tromans/Caine</b>	AC Cobra					
1 -	2:39.771	6 -	2:32.448	11 -	2:30.552	16 -	2:27.747
2 -	2:34.708	7 -	2:32.436	12 -	2:30.660	17 -	2:29.110
3 -	2:34.347	8 -	2:33.033	13 -	2:28.762	18 -	2:27.648
4 -	2:32.937	9 -	2:36.652P	14 -	2:31.582	19 -	<b>2:27.254</b>
5 -	2:34.652	10 -	3:54.231	15 -	2:29.746	20 -	2:28.644
<b>44</b>	<b>Smithies/Bronson</b>	Austin Healey					
1 -	2:52.107	6 -	2:38.181	11 -	2:38.106P	16 -	2:37.898
2 -	2:38.985	7 -	2:38.659	12 -	4:05.882	17 -	<b>2:36.892</b>
3 -	2:38.449	8 -	2:37.809	13 -	2:37.202	18 -	2:38.031
4 -	2:38.570	9 -	2:38.973	14 -	2:39.758	19 -	2:37.969
5 -	2:39.270	10 -	2:37.797	15 -	2:37.155		

Weather/Track: Cloud/Dry

www.mstworld.com

Page 4 of 10

Silverstone  
Circuit Length = 3.6490 miles.  
Start: 15:07 End: 15:58

Printed - 16:05 Saturday, 23 July 2011



## Gentleman Drivers Pre'66 GT Cars

### RACE 7 - LAP ANALYSIS - Silverstone - 22/23/24 July 2011

(contd.)

<b>47</b>	<b>Scragg/Bussell</b>	Jaguar E-Type		
1 - 2:35.094	6 - 2:31.408	11 - 3:58.321	16 - 2:30.030	
2 - 2:32.078	7 - 2:32.317	12 - 2:30.104	17 - 2:29.657	
3 - 2:32.830	8 - 2:32.870	13 - 2:30.637	18 - <b>2:29.214</b>	
4 - 2:31.023	9 - 2:32.455	14 - 2:30.075	19 - 2:29.841	
5 - 2:32.743	10 - 2:36.519P	15 - 2:30.580	20 - 2:30.788	
<b>48</b>	<b>Hadfield/Schryver</b>	Lotus Elan 26R		
1 - 2:39.901	6 - 2:31.218	11 - 3:58.189	16 - 2:34.911	
2 - 2:36.419	7 - 2:31.490	12 - 2:34.451	17 - 2:33.565	
3 - 2:34.661	8 - 2:32.610	13 - 2:34.826	18 - 2:34.022	
4 - <b>2:30.923</b>	9 - 2:31.849	14 - 2:33.042	19 - 2:33.962	
5 - 2:31.370	10 - 2:34.383P	15 - 2:33.745	20 - 2:35.258	
<b>53</b>	<b>Pearson/Pearson</b>	Jaguar E-Type		
1 - 2:44.511	6 - 2:35.195	11 - 2:32.490		
2 - 2:38.492	7 - 2:34.822	12 - 2:34.450		
3 - 2:35.517	8 - 2:46.296P	13 - 2:31.272		
4 - 2:35.330	9 - X:00.000P	14 - <b>2:30.694</b>		
5 - 2:34.929	10 - 6:46.510			
<b>55</b>	<b>Minshaw/Melling</b>	Jaguar E-Type Res2		
1 - 3:12.687	6 - 2:31.728	11 - 2:40.455	16 - 2:39.529	
2 - 2:35.180	7 - <b>2:29.748</b>	12 - 2:39.164	17 - 2:39.425	
3 - 2:30.179	8 - 2:30.308	13 - 2:45.681	18 - 2:37.155	
4 - 2:33.364	9 - 2:36.389P	14 - 2:42.228	19 - 2:38.199	
5 - 2:31.199	10 - 4:29.193	15 - 2:40.955		
<b>56</b>	<b>Dee Crowne/Tester</b>	Jaguar E-Type		
1 - 3:11.845	6 - 2:47.696	11 - 2:37.355	16 - 2:36.203	
2 - 2:57.953	7 - 2:46.965	12 - 2:37.792	17 - 2:36.898	
3 - 2:52.304	8 - 2:45.234	13 - 2:36.114	18 - 2:36.655	
4 - 2:48.537	9 - 2:46.301P	14 - 2:36.234	19 - 2:36.445	
5 - 2:44.892	10 - 4:09.614	15 - <b>2:34.832</b>		
<b>61</b>	<b>Orebi Gann</b>	Morgan SLR		
1 - 3:12.214	6 - 2:45.646	11 - 2:46.676	16 - 2:42.476	
2 - 2:56.445	7 - 2:43.373	12 - 2:42.786	17 - 2:44.551	
3 - 2:46.259	8 - 2:46.419P	13 - 2:43.093	18 - <b>2:41.789</b>	
4 - 2:42.910	9 - 4:14.068	14 - 2:42.060		
5 - 2:44.924	10 - 2:42.879	15 - 2:42.500		

Weather/Track: Cloud/Dry

www.mstworld.com

Page 5 of 10

Silverstone  
Circuit Length = 3.6490 miles.  
Start: 15:07 End: 15:58

Printed - 16:05 Saturday, 23 July 2011

## Gentleman Drivers Pre'66 GT Cars

### RACE 7 - LAP ANALYSIS - Silverstone - 22/23/24 July 2011

(contd.)

<b>65</b>	<b>Thompson/Hales</b>	Marcos 1800GT			
1 - 2:49.446	6 - 2:36.101	11 - 2:38.198			
2 - 2:38.938	7 - 2:36.923	12 - 2:36.238			
3 - 2:37.844	8 - 2:36.433	13 - <b>2:34.414</b>			
4 - 2:37.249	9 - 2:38.979P				
5 - 2:36.423	10 - 4:08.408				
<b>67</b>	<b>Foster/Brewer</b>	Triumph TR4			
1 - 3:09.032	6 - 2:47.325	11 - 2:44.912	16 - 2:41.927		
2 - 2:49.896	7 - 2:45.204	12 - 2:42.655	17 - 2:44.476		
3 - 2:48.311	8 - 2:44.665	13 - <b>2:41.804</b>	18 - 2:43.619		
4 - 2:47.214	9 - 2:49.630P	14 - 2:42.834			
5 - 2:47.177	10 - 4:11.207	15 - 2:43.095			
<b>68</b>	<b>Cox/Methley</b>	Marcos 1800GT			
1 - 2:46.950	6 - 2:36.385	11 - 4:02.354	16 - 2:35.843		
2 - 2:37.835	7 - 2:35.600	12 - 2:34.745	17 - 2:35.212		
3 - 2:38.407	8 - 2:34.963	13 - 2:36.018	18 - 2:36.847		
4 - 2:35.791	9 - <b>2:34.358</b>	14 - 2:35.473	19 - 2:35.186		
5 - 2:35.877	10 - 2:37.060P	15 - 2:34.920	20 - 2:35.362		
<b>70</b>	<b>Grace/Welch</b>	Austin Healey 3000			
1 - 2:52.283	6 - 2:37.337	11 - 2:42.861P			
2 - 2:38.014	7 - 2:37.773	12 - 4:24.139P			
3 - 2:37.688	8 - 2:36.118	13 - X:00.000			
4 - 2:36.658	9 - 2:35.495	14 - 2:34.944			
5 - 2:37.211	10 - 2:37.055	15 - <b>2:34.827</b>			
<b>71</b>	<b>Wills/Twyman</b>	Bizzarrini 5300 GT			
1 - 2:37.776	6 - 2:32.596	11 - 3:58.328	16 - 2:30.627		
2 - 2:34.765	7 - 2:33.008	12 - 2:31.383	17 - 2:30.785		
3 - 2:32.107	8 - 2:33.308	13 - 2:30.051	18 - 2:30.604		
4 - 2:31.921	9 - 2:32.716	14 - 2:30.812	19 - <b>2:29.581</b>		
5 - 2:31.570	10 - 2:35.913P	15 - 2:31.831	20 - 2:30.750		
<b>72</b>	<b>Boot</b>	Jaguar E-Type			
1 - 2:46.304	6 - <b>2:35.076</b>	11 - 2:36.509	16 - 2:36.040		
2 - 2:37.332	7 - 2:35.453	12 - 2:35.952P	17 - 2:38.023		
3 - 2:39.283	8 - 2:35.185	13 - 4:00.836	18 - 2:36.337		
4 - 2:38.570	9 - 2:35.436	14 - 2:36.288	19 - 2:37.144		
5 - 2:36.344	10 - 2:36.552	15 - 2:38.318	20 - 2:42.199D		

Weather/Track: Cloud/Dry

www.mstworld.com

Page 6 of 10

Silverstone  
Circuit Length = 3.6490 miles.  
Start: 15:07 End: 15:58

Printed - 16:05 Saturday, 23 July 2011

## Gentleman Drivers Pre'66 GT Cars

### RACE 7 - LAP ANALYSIS - Silverstone - 22/23/24 July 2011

(contd.)

<b>73</b>	<b>Clarkson/Williams</b>	Austin Healey 3000					
1 -	2:54.614	6 -	2:37.559	11 -	2:37.752	16 -	2:38.002
2 -	2:39.917	7 -	2:37.060	12 -	2:39.659P	17 -	2:39.830
3 -	2:38.608	8 -	2:37.843	13 -	4:03.825	18 -	2:39.181
4 -	2:38.883	9 -	2:37.438	14 -	2:41.767	19 -	2:39.656
5 -	2:38.044	10 -	<b>2:36.603</b>	15 -	2:38.797		
<b>75</b>	<b>Henderson/Stone</b>	Austin Healey 3000					
1 -	3:15.153	6 -	<b>2:42.537</b>	11 -	4:23.481	16 -	2:46.898
2 -	2:55.871	7 -	2:44.436	12 -	2:46.462	17 -	2:46.019
3 -	2:48.445	8 -	2:44.476	13 -	2:47.674	18 -	2:45.201
4 -	2:45.418	9 -	2:44.662	14 -	2:46.566		
5 -	2:44.226	10 -	2:45.197P	15 -	2:49.641		
<b>76</b>	<b>Everingham/McGlone</b>	MG B Res1					
1 -	3:14.762	6 -	2:51.537	11 -	2:52.368	16 -	2:52.141
2 -	2:56.548	7 -	2:53.265	12 -	2:52.214	17 -	2:52.481
3 -	2:53.407	8 -	2:56.885P	13 -	2:52.913	18 -	2:52.113
4 -	<b>2:49.992</b>	9 -	4:30.741	14 -	2:51.542		
5 -	2:52.259	10 -	2:53.301	15 -	2:52.673		
<b>77</b>	<b>Bloohn/Nunn</b>	TVR Griffith					
<b>78</b>	<b>Caron</b>	AC Cobra					
1 -	2:53.144	6 -	2:31.310	11 -	2:30.607		
2 -	2:36.809	7 -	2:28.528P	12 -	2:32.255		
3 -	2:31.429	8 -	3:58.564	13 -	2:38.580P		
4 -	2:31.402	9 -	2:31.530				
5 -	<b>2:29.335</b>	10 -	2:33.832				
<b>79</b>	<b>McInerney/McInerney</b>	TVR Griffith					
1 -	2:30.812	6 -	2:30.270	11 -	2:28.568	16 -	2:28.094
2 -	2:28.206	7 -	2:34.748P	12 -	2:27.680	17 -	2:28.007
3 -	2:30.333	8 -	3:54.133	13 -	2:27.050	18 -	2:28.638
4 -	2:30.002	9 -	2:30.111	14 -	2:27.053	19 -	2:29.676
5 -	2:30.002	10 -	2:27.740	15 -	<b>2:26.392</b>	20 -	2:31.856

Weather/Track: Cloud/Dry

www.mstworld.com

Page 7 of 10

Silverstone  
Circuit Length = 3.6490 miles.  
Start: 15:07 End: 15:58

Printed - 16:05 Saturday, 23 July 2011

# Gentleman Drivers Pre'66 GT Cars

## RACE 7 - LAP ANALYSIS - Silverstone - 22/23/24 July 2011

(contd.)

<b>80</b>	<b>Beighton/Eckford</b>	Sunbeam Le Mans Tiger			
<b>81</b>	<b>Tandy/Tromans</b>	Jaguar E-Type			
1 -	2:41.335	6 -	2:31.700	11 -	2:31.628
2 -	2:34.588	7 -	<b>2:31.014</b>	12 -	2:31.356P
3 -	2:36.367	8 -	2:32.683	13 -	4:04.384
4 -	2:32.975	9 -	2:35.224	14 -	2:35.013
5 -	2:39.062	10 -	2:32.284	15 -	2:33.994
				16 -	2:32.898
				17 -	2:32.200
				18 -	2:33.428
				19 -	2:32.082
				20 -	2:32.576
<b>82</b>	<b>Williams</b>	AC Cobra			
1 -	3:01.280	6 -	2:36.942	11 -	2:40.141P
2 -	2:36.141	7 -	2:36.263	12 -	4:10.969
3 -	2:35.219	8 -	2:34.366	13 -	2:47.666P
4 -	2:36.028	9 -	2:35.768		
5 -	2:35.518	10 -	<b>2:34.341</b>		
<b>83</b>	<b>Barnes</b>	MG B			
1 -	3:12.647	6 -	2:46.167	11 -	2:46.975
2 -	2:53.375	7 -	2:51.894P	12 -	2:48.693
3 -	2:49.123	8 -	4:14.365	13 -	2:46.653
4 -	2:47.423	9 -	2:47.663	14 -	2:46.920
5 -	2:47.935	10 -	2:46.847	15 -	<b>2:45.377</b>
16 -	2:45.673				
17 -	2:47.378				
18 -	2:53.119				
<b>84</b>	<b>Hitch/Birrell</b>	MG B			
1 -	3:14.223	6 -	2:52.215	11 -	2:55.468
2 -	2:53.464	7 -	2:52.858	12 -	2:52.270
3 -	<b>2:50.910</b>	8 -	2:52.440	13 -	2:54.494
4 -	2:51.459	9 -	2:56.167P	14 -	2:57.219
5 -	2:55.544	10 -	4:14.319	15 -	2:53.069
16 -	2:56.329				
17 -	2:52.493				
18 -	2:53.965				
<b>85</b>	<b>Bond</b>	Lotus Elan 26R			
1 -	2:51.892	6 -	2:35.811	11 -	4:08.488
2 -	2:42.909	7 -	2:35.764	12 -	2:37.009
3 -	2:38.808	8 -	2:37.026	13 -	<b>2:35.384</b>
4 -	2:38.970	9 -	2:37.650	14 -	2:37.384
5 -	2:37.884	10 -	2:37.810P	15 -	2:36.623
16 -	2:37.573				
17 -	2:37.078				
18 -	2:36.214				
19 -	2:37.322				

Weather/Track: Cloud/Dry

www.mstworld.com

Page 8 of 10

Silverstone  
Circuit Length = 3.6490 miles.  
Start: 15:07 End: 15:58

Printed - 16:05 Saturday, 23 July 2011

## Gentleman Drivers Pre'66 GT Cars

### RACE 7 - LAP ANALYSIS - Silverstone - 22/23/24 July 2011

(contd.)

<b>86</b>	<b>McCulloch</b>	Alfa Romeo Giulia TZ1					
1 -	3:13.972	6 -	<b>2:44.105</b>	11 -	2:47.949	16 -	2:51.620
2 -	2:56.565	7 -	2:47.531	12 -	2:45.701	17 -	2:47.181
3 -	2:47.430	8 -	2:42.647P	13 -	2:46.553	18 -	2:46.217
4 -	2:46.502	9 -	4:09.986	14 -	2:45.351		
5 -	2:47.596	10 -	2:47.032	15 -	2:46.525		
<b>87</b>	<b>Pearson/Monteverde</b>	AC Cobra					
1 -	2:36.542	6 -	2:31.209	11 -	2:37.172	16 -	2:35.502
2 -	2:38.746	7 -	2:31.136	12 -	2:51.075	17 -	2:34.843
3 -	2:37.372	8 -	2:32.488	13 -	2:34.486	18 -	2:35.309
4 -	<b>2:30.919</b>	9 -	2:30.809P	14 -	2:36.716	19 -	2:35.423
5 -	2:31.217	10 -	3:57.939	15 -	2:36.504	20 -	2:34.509
<b>88</b>	<b>Pattinson</b>	Shelby Mustang GT350					
1 -	2:51.504	6 -	2:38.527	11 -	2:38.215	16 -	2:36.322
2 -	2:38.085	7 -	2:35.639	12 -	2:37.892	17 -	2:37.231
3 -	2:38.060	8 -	<b>2:35.461</b>	13 -	2:36.237	18 -	2:36.804
4 -	2:36.488	9 -	2:38.955P	14 -	2:36.866	19 -	2:36.194
5 -	2:37.072	10 -	4:06.600	15 -	2:36.208		
<b>90</b>	<b>Mahmoud/Audi</b>	Jaguar E-Type					
1 -	2:52.811	6 -	2:36.559	11 -	4:16.105	16 -	2:42.461
2 -	2:39.666	7 -	2:35.855	12 -	2:35.144	17 -	2:55.413P
3 -	2:37.579	8 -	2:35.089	13 -	<b>2:33.887</b>		
4 -	2:36.469	9 -	2:35.654	14 -	2:34.407		
5 -	2:37.377	10 -	2:38.313P	15 -	2:34.362		
<b>91</b>	<b>Dick/Merry</b>	Sunbeam Tiger					
1 -	3:00.045	6 -	2:40.926	11 -	2:49.625	16 -	2:51.725
2 -	2:41.739	7 -	2:41.115	12 -	2:49.737	17 -	2:47.696
3 -	2:41.700	8 -	<b>2:40.308</b>	13 -	2:46.967	18 -	2:50.750
4 -	2:41.153	9 -	2:43.680P	14 -	2:47.071		
5 -	2:41.631	10 -	4:23.366	15 -	2:47.531		
<b>94</b>	<b>Mallett</b>	MG B					

Weather/Track: Cloud/Dry

www.mstworld.com

Page 9 of 10

Silverstone  
Circuit Length = 3.6490 miles.  
Start: 15:07 End: 15:58

Printed - 16:05 Saturday, 23 July 2011

## Gentleman Drivers Pre'66 GT Cars

### RACE 7 - LAP ANALYSIS - Silverstone - 22/23/24 July 2011

(contd.)

<b>95</b>	<b>Weavers/Batenburg</b>	AC Cobra			
1 - 2:42.775	6 - 2:31.636	11 - 2:33.954P			
2 - 2:35.127	7 - 2:31.424	12 - 4:02.970			
3 - 2:33.922	8 - 2:33.240	13 - 2:32.595			
4 - <b>2:31.390</b>	9 - 2:33.952				
5 - 2:32.331	10 - 2:32.153				
<b>96</b>	<b>Louisoder</b>	Jaguar E-Type			
1 - 2:58.255	6 - 2:41.337	11 - 2:42.320	16 - 2:41.095		
2 - 2:41.860	7 - 2:42.450	12 - 2:43.292P	17 - 2:41.127		
3 - 2:40.786	8 - 2:40.723	13 - 4:06.264	18 - 2:40.416		
4 - 2:40.367	9 - <b>2:40.363</b>	14 - 2:42.644	19 - 2:41.046		
5 - 2:42.025	10 - 2:42.142	15 - 2:40.594			
<b>97</b>	<b>Atkins/Stirling</b>	Lotus Elan 26R			
1 - 3:09.607	6 - 2:54.270	11 - 2:35.198	16 - 2:33.884		
2 - 2:56.113	7 - 2:52.390	12 - 2:33.885	17 - <b>2:33.696</b>		
3 - 3:01.296	8 - 2:52.136	13 - 2:34.857	18 - 2:34.879		
4 - 2:49.262	9 - 2:57.406P	14 - 2:35.287	19 - 2:34.949		
5 - 2:50.320	10 - 4:07.878	15 - 2:38.856			
<b>98</b>	<b>Gathercole/Gathercole</b>	Lotus Elan Series 1			
1 - 2:46.580					
2 - <b>2:34.912</b>					
3 - 2:35.828					
4 - X:00.000P					
<b>99</b>	<b>Bianchi/Bianchi</b>	MG B			
1 - 3:13.200	6 - 2:51.923	11 - 2:45.529	16 - 3:37.762		
2 - 2:57.569	7 - 2:52.066	12 - 2:46.874	17 - <b>2:43.918</b>		
3 - 2:54.646	8 - 2:52.838	13 - 2:46.067			
4 - 2:50.002	9 - 2:52.822P	14 - 2:45.434			
5 - 2:51.553	10 - 3:37.835	15 - 2:45.348P			

Weather/Track: Cloud/Dry

www.mstworld.com

Page 10 of 10

Silverstone  
 Circuit Length = 3.6490 miles.  
 Start: 15:07 End: 15:58  
 Printed - 16:05 Saturday, 23 July 2011

# Gentleman Drivers Pre'66 GT Cars

## RACE 7 - LAP CHART - Silverstone - 22/23/24 July 2011

Lap 1			Lap 2			Lap 3			Lap 4			Lap 5		
No	Behind	Laptime	No	Behind	Laptime	No	Behind	Laptime	No	Behind	Laptime	No	Behind	Laptime
33		2:28.565	33		2:26.650	33		2:26.890	33		2:26.619	33		2:27.403
4	0.982	2:29.547	4	1.931	2:27.599	4	2.589	2:27.548	4	3.221	2:27.251	4	3.617	2:27.799
79	2.247	2:30.812	79	3.803	2:28.206	79	7.246	2:30.333	5	10.216	2:28.749	5	11.784	2:28.971
5	3.288	2:31.853	5	5.894	2:29.256	5	8.086	2:29.082	79	10.629	2:30.002	28	1 LAP	2:42.057
14	3.398	2:31.963	14	6.084	2:29.336	15	9.100	2:29.376	15	11.269	2:28.788	79	13.228	2:30.002
15	5.423	2:33.988	15	6.614	2:27.841	14	9.520	2:30.326	14	11.859	2:28.958	15	13.635	2:29.769
47	6.529	2:35.094	47	11.957	2:32.078	2	17.367	2:29.850	2	20.389	2:29.641	14	13.929	2:29.473
8	6.908	2:35.473	8	12.271	2:32.013	47	17.897	2:32.830	47	22.301	2:31.023	2	22.313	2:29.327
87	7.977	2:36.542	2	14.407	2:32.407	8	18.161	2:32.780	3	22.826	2:30.429	3	25.699	2:30.276
2	8.650	2:37.215	3	15.019	2:32.315	3	19.016	2:30.887	8	23.431	2:31.889	8	26.274	2:30.246
71	9.211	2:37.776	71	17.326	2:34.765	71	22.543	2:32.107	71	27.845	2:31.921	47	27.641	2:32.743
3	9.354	2:37.919	41	19.264	2:34.708	19	26.093	2:33.359	19	31.407	2:31.933	71	32.012	2:31.570
41	11.206	2:39.771	19	19.624	2:33.958	41	26.721	2:34.347	41	33.039	2:32.937	19	35.679	2:31.675
48	11.336	2:39.901	87	20.073	2:38.746	48	28.876	2:34.661	48	33.180	2:30.923	48	37.147	2:31.370
19	12.316	2:40.881	81	20.708	2:34.588	95	29.719	2:33.922	95	34.490	2:31.390	87	38.669	2:31.217
81	12.770	2:41.335	48	21.105	2:36.419	81	30.185	2:36.367	87	34.855	2:30.919	95	39.418	2:32.331
95	14.210	2:42.775	95	22.687	2:35.127	87	30.555	2:37.372	81	36.541	2:32.975	41	40.288	2:34.652
53	15.946	2:44.511	98	26.277	2:34.912	98	35.215	2:35.828	78	44.060	2:31.402	78	45.992	2:29.335
13	16.231	2:44.796	53	27.788	2:38.492	53	36.415	2:35.517	53	45.126	2:35.330	81	48.200	2:39.062
72	17.739	2:46.304	72	28.421	2:37.332	9	38.164	2:36.028	9	49.403	2:37.858	53	52.652	2:34.929
98	18.015	2:46.580	9	29.026	2:35.410	78	39.277	2:31.429	1	49.809	2:36.353	9	57.848	2:35.848
68	18.385	2:46.950	68	29.570	2:37.835	1	40.075	2:36.598	68	50.259	2:35.791	1	58.314	2:35.908
9	20.266	2:48.831	1	30.367	2:36.006	72	40.814	2:39.283	72	52.765	2:38.570	68	58.733	2:35.877
65	20.881	2:49.446	65	33.169	2:38.938	68	41.087	2:38.407	65	54.753	2:37.249	72	1:01.706	2:36.344
1	21.011	2:49.576	88	34.374	2:38.085	65	44.123	2:37.844	88	55.413	2:36.488	65	1:03.773	2:36.423
88	22.939	2:51.504	78	34.738	2:36.809	88	45.544	2:38.060	70	55.919	2:36.658	88	1:05.082	2:37.072
85	23.327	2:51.892	70	35.082	2:38.014	70	45.880	2:37.688	90	57.801	2:36.469	70	1:05.727	2:37.211
44	23.542	2:52.107	44	35.877	2:38.985	44	47.436	2:38.449	44	59.387	2:38.570	55	1:06.482	2:31.199
70	23.718	2:52.283	90	37.262	2:39.666	90	47.951	2:37.579	82	59.944	2:36.028	90	1:07.775	2:37.377
90	24.246	2:52.811	7	38.650	2:39.956	7	50.266	2:38.506	7	1:02.476	2:38.829	82	1:08.059	2:35.518
78	24.579	2:53.144	73	39.316	2:39.917	82	50.535	2:35.219	55	1:02.686	2:33.364	44	1:11.254	2:39.270
7	25.344	2:53.909	85	39.586	2:42.909	73	51.034	2:38.608	73	1:03.298	2:38.883	73	1:13.939	2:38.044
73	26.049	2:54.614	22	40.397	2:40.681	85	51.504	2:38.808	85	1:03.855	2:38.970	85	1:14.336	2:37.884
22	26.366	2:54.931	11	41.775	2:40.001	22	52.429	2:38.922	22	1:05.631	2:39.821	7	1:16.241	2:41.168
11	28.424	2:56.989	13	42.723	2:53.142P	11	53.827	2:38.942	11	1:07.587	2:40.379	22	1:18.522	2:40.294
96	29.690	2:58.255	82	42.206	2:36.141	55	55.941	2:30.179	96	1:12.544	2:40.367	11	1:20.607	2:40.423
35	30.653	2:59.218	96	44.900	2:41.860	96	58.796	2:40.786	91	1:15.913	2:41.153	13	2 LAPS	8:01.746P
91	31.480	3:00.045	91	46.569	2:41.739	91	1:01.379	2:41.700	40	1:16.503	2:40.925	96	1:27.166	2:42.025
82	32.715	3:01.280	35	46.769	2:42.766	35	1:01.835	2:41.956	35	1:16.840	2:41.624	40	1:29.174	2:40.074
40	33.713	3:02.278	40	48.010	2:40.947	40	1:02.197	2:41.077	16	1:27.743	2:43.626	91	1:30.141	2:41.631
17	35.687	3:04.252P	16	51.876	2:43.363	16	1:10.736	2:45.750	67	1:45.729	2:47.214	35	1:30.403	2:40.966
16	35.163	3:03.728	55	52.652	2:35.180	67	1:25.134	2:48.311	24	1:46.528	2:46.865	16	1:44.443	2:44.103
67	40.467	3:09.032	67	1:03.713	2:49.896	24	1:26.282	2:46.713	61	1:49.104	2:42.910	17	2:01.488	2:38.548
97	41.042	3:09.607	24	1:06.459	2:50.147	18	1:31.850	2:48.709	17	1:50.343	2:39.036	67	2:05.503	2:47.177
24	42.962	3:11.527	18	1:10.031	2:52.835	61	1:32.813	2:46.259	18	1:51.350	2:46.119	24	2:06.187	2:47.062
56	43.280	3:11.845	97	1:10.505	2:56.113	83	1:33.040	2:49.123	83	1:53.844	2:47.423	61	2:06.625	2:44.924
61	43.649	3:12.214	83	1:10.807	2:53.375	86	1:35.862	2:47.430	86	1:55.745	2:46.502	18	2:11.870	2:47.923
18	43.846	3:12.411	84	1:12.472	2:53.464	84	1:36.492	2:50.910	75	1:56.163	2:45.418	75	2:12.986	2:44.226
83	44.082	3:12.647	61	1:13.444	2:56.445	75	1:37.364	2:48.445	84	2:01.332	2:51.459	83	2:14.376	2:47.935
55	44.122	3:12.687	56	1:14.583	2:57.953	17	1:37.926	2:39.002	56	2:01.915	2:48.537	86	2:15.938	2:47.596

Weather/Track: Cloud/Dry

www.mstworld.com

Page 1 of 4

Silverstone  
Circuit Length = 3.6490 miles.  
Start: 15:07 End: 15:58

Printed - 16:05 Saturday, 23 July 2011

# Gentleman Drivers Pre'66 GT Cars

## RACE 7 - LAP CHART - Silverstone - 22/23/24 July 2011

(contd.)

Lap 6			Lap 7			Lap 8			Lap 9			Lap 10		
No	Behind	Laptime	No	Behind	Laptime	No	Behind	Laptime	No	Behind	Laptime	No	Behind	Laptime
33		2:28.782	33		2:27.500	33		2:28.560	33		2:28.478	33		2:28.702
84	1 LAP	2:55.544	18	1 LAP	2:46.816	4	6.287	2:29.865	16	1 LAP	2:44.639	4	7.055	2:28.192
97	1 LAP	2:50.320	86	1 LAP	2:44.105	24	1 LAP	2:43.483	4	7.565	2:29.756	5	15.646	2:29.935
76	1 LAP	2:52.259	83	1 LAP	2:46.167	61	1 LAP	2:43.373	5	14.413	2:28.949	14	16.224	2:28.950
99	1 LAP	2:51.553	4	4.982	2:29.906	67	1 LAP	2:45.204	14	15.976	2:28.671	16	1 LAP	2:44.981P
4	2.576	2:27.741	56	1 LAP	2:47.696	5	13.942	2:29.259	15	19.807	2:30.394	15	20.269	2:29.164
5	11.955	2:28.953	5	13.243	2:28.788	75	1 LAP	2:44.436	24	1 LAP	2:44.307	2	34.023	2:31.459
14	14.185	2:29.038	14	15.485	2:28.800	14	15.783	2:28.858	61	1 LAP	2:46.419P	3	38.700	2:30.933
79	14.716	2:30.270	15	17.430	2:29.912	15	17.891	2:29.021	67	1 LAP	2:44.665	24	1 LAP	2:42.841
15	15.018	2:30.165	79	21.964	2:34.748P	86	1 LAP	2:47.531	75	1 LAP	2:44.476	75	1 LAP	2:44.662
2	24.049	2:30.518	84	1 LAP	2:52.215	18	1 LAP	2:52.612P	2	31.266	2:30.421	67	1 LAP	2:49.630P
3	27.064	2:30.147	76	1 LAP	2:51.537	83	1 LAP	2:51.894P	3	36.469	2:31.289	47	51.188	2:36.519P
28	1 LAP	2:42.882	99	1 LAP	2:51.923	56	1 LAP	2:46.965	86	1 LAP	2:42.647P	48	56.675	2:34.383P
47	30.267	2:31.408	2	26.838	2:30.289	2	29.323	2:31.045	47	43.371	2:32.455	71	57.531	2:35.913P
8	31.111	2:33.619P	97	1 LAP	2:54.270	3	33.658	2:31.906	56	1 LAP	2:45.234	19	57.845	2:35.812
71	35.826	2:32.596	3	30.312	2:30.748	47	39.394	2:32.870	71	50.320	2:32.716	95	59.801	2:32.153
19	38.942	2:32.045	47	35.084	2:32.317	71	46.082	2:33.308	87	50.991	2:30.809P	56	1 LAP	2:46.301P
48	39.583	2:31.218	71	41.334	2:33.008	19	46.936	2:32.440	19	50.735	2:32.277	22	1 LAP	2:40.949
87	41.096	2:31.209	28	1 LAP	2:42.637	48	47.623	2:32.610	48	50.994	2:31.849	81	1:09.083	2:32.284
95	42.272	2:31.636	19	43.056	2:31.614	87	48.660	2:32.488	22	1 LAP	4:04.251	28	1 LAP	2:41.420P
41	43.954	2:32.448	48	43.573	2:31.490	84	1 LAP	2:52.858	95	56.350	2:33.952	9	1:30.102	2:35.578
78	48.520	2:31.310	87	44.732	2:31.136	99	1 LAP	2:52.066	41	1:01.537	2:36.652P	68	1:35.077	2:37.060P
81	51.118	2:31.700	95	46.196	2:31.424	76	1 LAP	2:53.265	81	1:05.501	2:35.224	1	1:34.834	2:38.011
53	59.065	2:35.195	41	48.890	2:32.436	95	50.876	2:33.240	84	1 LAP	2:52.440	72	1:37.386	2:36.552
9	1:04.585	2:35.519	78	49.548	2:28.528P	97	1 LAP	2:52.390	99	1 LAP	2:52.838	99	1 LAP	2:52.822P
1	1:05.565	2:36.033	81	54.632	2:31.014	41	53.363	2:33.033	28	1 LAP	2:44.325	84	1 LAP	2:56.167P
68	1:06.336	2:36.385	53	1:06.387	2:34.822	28	1 LAP	2:45.018	97	1 LAP	2:52.136	82	1:43.717	2:34.341
72	1:08.000	2:35.076	9	1:11.491	2:34.406	81	58.755	2:32.683	76	1 LAP	2:56.885P	97	1 LAP	2:57.406P
55	1:09.428	2:31.728	55	1:11.676	2:29.748	55	1:13.424	2:30.308	98	5 LAPS	15:32.345P	90	1:47.223	2:38.313P
65	1:11.092	2:36.101	1	1:12.586	2:34.521	9	1:17.488	2:34.557	55	1:21.335	2:36.389P	70	1:47.483	2:37.055
70	1:14.282	2:37.337	68	1:14.436	2:35.600	1	1:19.330	2:35.304	9	1:23.226	2:34.216	79	1:48.208	2:27.740
88	1:14.827	2:38.527	72	1:15.953	2:35.453	68	1:20.839	2:34.963	1	1:25.525	2:34.673	85	1:56.375	2:37.810P
90	1:15.552	2:36.559	65	1:20.515	2:36.923	72	1:22.578	2:35.185	68	1:26.719	2:34.358	73	1:58.420	2:36.603
82	1:16.219	2:36.942	88	1:22.966	2:35.639	53	1:24.123	2:46.296P	72	1:29.536	2:35.436	17	1 LAP	2:41.520
44	1:20.653	2:38.181	90	1:23.907	2:35.855	65	1:28.388	2:36.433	90	1:37.612	2:35.654	44	2:00.651	2:37.797
85	1:21.365	2:35.811	70	1:24.555	2:37.773	88	1:29.867	2:35.461	65	1:38.889	2:38.979P	8	2:08.428	2:30.554
73	1:22.716	2:37.559	82	1:24.982	2:36.263	90	1:30.436	2:35.089	82	1:38.078	2:35.768	7	2:13.718	2:39.335P
7	1:27.059	2:39.600	85	1:29.629	2:35.764	82	1:30.788	2:34.366	70	1:39.130	2:35.495	61	1 LAP	4:14.068
22	1:30.006	2:40.266	44	1:31.812	2:38.659	70	1:32.113	2:36.118	88	1:40.344	2:38.955P	86	1 LAP	4:09.986
11	1:31.451	2:39.626	73	1:32.276	2:37.060	17	1 LAP	4:16.911	17	1 LAP	2:40.819	87	2:20.228	3:57.939
96	1:39.721	2:41.337	7	1:39.367	2:39.808	85	1:38.095	2:37.026	85	1:47.267	2:37.650	11	2:20.638	2:40.001
40	1:40.605	2:40.213	22	1:44.360	2:41.854P	44	1:41.061	2:37.809	79	1:49.170	2:30.111	41	2:27.066	3:54.231
35	1:40.758	2:39.137	11	1:43.986	2:40.035	73	1:41.559	2:37.843	73	1:50.519	2:37.438	78	2:27.734	2:33.832
91	1:42.285	2:40.926	35	1:53.643	2:40.385	79	1:47.537	3:54.133	44	1:51.556	2:38.973	35	2:29.623	2:42.043P
16	1:59.950	2:44.289	96	1:54.671	2:42.450	7	1:50.413	2:39.606	7	2:03.085	2:41.150			
17	2:13.833	2:41.127P	91	1:55.900	2:41.115	11	1:55.538	2:40.112	8	2:06.576	2:30.138			
24	2:23.039	2:45.634	40	1:56.310	2:43.205	35	2:03.617	2:38.534	11	2:09.339	2:42.279			
61	2:23.489	2:45.646	8	2:04.005	4:00.394	8	2:04.916	2:29.471	18	1 LAP	4:15.075			
67	2:24.046	2:47.325	16	2:16.381	2:43.931	96	2:06.834	2:40.723	83	1 LAP	4:14.365			
75	2:26.741	2:42.537				91	2:07.648	2:40.308	35	2:16.282	2:41.143			

Weather/Track: Cloud/Dry

www.mstworld.com

Page 2 of 4

Silverstone  
 Circuit Length = 3.6490 miles.  
 Start: 15:07 End: 15:58  
 Printed - 16:05 Saturday, 23 July 2011



# Gentleman Drivers Pre'66 GT Cars

## RACE 7 - LAP CHART - Silverstone - 22/23/24 July 2011

(contd.)

Lap 11			Lap 12			Lap 13			Lap 14			Lap 15		
No	Behind	Laptime	No	Behind	Laptime	No	Behind	Laptime	No	Behind	Laptime	No	Behind	Laptime
33		2:30.951P	4		2:30.276P	14		2:31.620P	33		2:29.112	33		2:31.752
18	2 LAPS	2:47.153	5	6.664	2:28.025P	67	2 LAPS	2:44.912	55	1 LAP	2:45.681	4	1.661	2:30.164
96	1 LAP	2:42.142	56	2 LAPS	4:09.614	87	1 LAP	2:51.075	4	3.249	2:29.640	73	1 LAP	2:41.767
83	2 LAPS	2:47.663	96	1 LAP	2:42.320	15	2.865	2:31.474P	79	12.753	2:27.053	44	1 LAP	2:39.758
40	1 LAP	2:42.494	14	8.736	2:29.493	56	2 LAPS	2:37.355	84	2 LAPS	2:52.270	16	2 LAPS	3:02.017
4	4.676	2:28.572	99	2 LAPS	3:37.835	86	2 LAPS	2:47.949	5	18.514	2:32.262	79	7.393	2:26.392
5	13.591	2:28.896	40	1 LAP	2:42.086	75	2 LAPS	4:23.481	22	1 LAP	2:41.126	55	1 LAP	2:42.228
14	14.195	2:28.922	15	11.747	2:28.486	96	1 LAP	2:43.292P	15	21.742	3:58.424	5	16.540	2:29.778
15	18.213	2:28.895	18	2 LAPS	2:47.319	40	1 LAP	2:41.693P	7	1 LAP	2:40.472	15	18.466	2:28.476
2	33.408	2:30.336	83	2 LAPS	2:46.847	16	2 LAPS	3:04.460	14	31.155	4:10.702	22	1 LAP	2:40.271
3	38.557	2:30.808P	28	2 LAPS	4:06.078	99	2 LAPS	2:45.529	76	2 LAPS	2:52.214	2	33.004	2:31.373
88	1 LAP	4:06.600	2	28.894	2:30.438P	18	2 LAPS	2:45.940	2	33.383	2:30.842	7	1 LAP	2:40.387
65	1 LAP	4:08.408	68	1 LAP	4:02.354	83	2 LAPS	2:46.975	11	1 LAP	2:40.871	84	2 LAPS	2:54.494
76	2 LAPS	4:30.741	97	2 LAPS	4:07.878	68	1 LAP	2:34.745	96	1 LAP	4:06.264	14	42.873	2:43.470
55	1 LAP	4:29.193	84	2 LAPS	4:14.319	28	2 LAPS	2:40.332	8	44.099	2:30.984	8	42.889	2:30.542
24	1 LAP	2:42.645	88	1 LAP	2:38.215	1	1 LAP	4:04.222	3	48.885	2:32.363	11	1 LAP	2:41.356
19	58.983	2:32.089P	65	1 LAP	2:38.198	9	1 LAP	4:08.842	35	1 LAP	2:46.834	3	48.070	2:30.937
75	1 LAP	2:45.197P	55	1 LAP	2:40.455	97	2 LAPS	2:35.198	47	54.519	2:30.075	96	1 LAP	2:42.644
95	1:02.804	2:33.954P	90	1 LAP	4:16.105	65	1 LAP	2:36.238	13	10 LAPS	23:20.125	47	53.347	2:30.580
81	1:09.760	2:31.628	85	1 LAP	4:08.488	88	1 LAP	2:37.892	40	1 LAP	4:23.325	76	2 LAPS	2:52.913
22	1 LAP	2:40.359	24	1 LAP	2:43.107	82	1 LAP	4:10.969	71	1:02.299	2:30.812	41	1:00.810	2:29.746
9	1:37.624	2:38.473P	81	1:06.164	2:31.356P	90	1 LAP	2:35.144	41	1:02.816	2:31.582	71	1:02.378	2:31.831
1	1:40.850	2:36.967P	76	2 LAPS	2:53.301	55	1 LAP	2:39.164	19	1:09.136	2:31.613	13	10 LAPS	2:39.021
72	1:42.944	2:36.509	22	1 LAP	2:40.349	85	1 LAP	2:37.009	17	1 LAP	2:40.496	35	1 LAP	2:44.812
79	1:45.825	2:28.568	33	1:21.226	3:56.178	44	1 LAP	4:05.882	48	1:11.377	2:33.042	19	1:10.607	2:33.223
91	1 LAP	4:23.366	7	1 LAP	4:18.793	24	1 LAP	2:41.014P	91	1 LAP	2:46.967	48	1:13.370	2:33.745
82	1:52.907	2:40.141P	35	1 LAP	4:10.985	84	2 LAPS	2:55.468	81	1:25.658	2:35.013	17	1 LAP	2:40.714
70	1:59.393	2:42.861P	79	1:38.553	2:27.680	70	1 LAP	4:24.139P	24	1 LAP	4:10.208	40	1 LAP	2:56.352
73	2:05.221	2:37.752	72	1:43.944	2:35.952P	33	1:10.435	2:29.565	87	1:33.871	2:36.716	81	1:27.900	2:33.994
8	2:06.082	2:28.605	8	2:01.133	2:30.003	4	1:13.156	3:53.512	56	1 LAP	2:36.114	91	1 LAP	2:47.071
44	2:07.806	2:38.106P	91	1 LAP	2:49.625	22	1 LAP	2:41.594	61	1 LAP	2:43.093	87	1:38.623	2:36.504
17	1 LAP	2:38.727	3	2:05.592	4:01.987	76	2 LAPS	2:52.368	67	1 LAP	2:41.804	24	1 LAP	2:42.957
47	2:18.558	3:58.321	73	2:09.928	2:39.659P	7	1 LAP	2:37.858	68	1:57.861	2:35.473	56	1 LAP	2:36.234
48	2:23.913	3:58.189	17	1 LAP	2:37.805	79	1:25.247	2:27.050	86	1 LAP	2:46.553	61	1 LAP	2:42.060
16	1 LAP	4:34.700	47	2:13.710	2:30.104	5	1:25.799	3:59.491	72	2:01.165	2:36.288	67	1 LAP	2:42.834
71	2:24.908	3:58.328	71	2:21.339	2:31.383	11	1 LAP	4:15.878	1	2:03.251	2:36.572	68	2:01.029	2:34.920
61	1 LAP	2:42.879	41	2:22.375	2:30.660	2	1:42.088	3:53.550	75	1 LAP	2:47.674	1	2:07.304	2:35.805
87	2:26.449	2:37.172	48	2:23.412	2:34.451	35	1 LAP	2:51.196	9	2:08.681	2:38.835	72	2:07.731	2:38.318
41	2:26.667	2:30.552	78	2:24.693	2:32.255	8	1:52.662	2:31.885	99	1 LAP	2:46.067	86	1 LAP	2:45.351
78	2:27.390	2:30.607	19	2:25.230	4:01.199	3	1:56.069	2:30.833	28	1 LAP	2:41.457	9	2:14.075	2:37.146
67	1 LAP	4:11.207	95	2:30.822	4:02.970	47	2:03.991	2:30.637	97	1 LAP	2:34.857	97	1 LAP	2:35.287
11	2:31.814	2:42.127P	61	1 LAP	2:46.676	17	1 LAP	2:38.661	18	1 LAP	2:47.122	75	1 LAP	2:46.566
86	1 LAP	2:47.032				91	1 LAP	2:49.737	83	1 LAP	2:46.653	28	1 LAP	2:40.941
						41	2:10.781	2:28.762	90	2:20.960	2:34.407	99	1 LAP	2:45.434
						71	2:11.034	2:30.051	88	2:21.646	2:36.866	90	2:23.570	2:34.362
						19	2:17.070	2:32.196	85	2:28.834	2:37.384	18	1 LAP	2:45.486
						48	2:17.882	2:34.826				88	2:26.102	2:36.208
						53	4 LAPS	13:37.841P				83	1 LAP	2:46.920
						78	2:22.917	2:38.580P						
						95	2:23.061	2:32.595						

Weather/Track: Cloud/Dry

www.mstworld.com

Page 3 of 4

Silverstone  
Circuit Length = 3.6490 miles.  
Start: 15:07 End: 15:58

Printed - 16:05 Saturday, 23 July 2011

# Gentleman Drivers Pre'66 GT Cars

## RACE 7 - LAP CHART - Silverstone - 22/23/24 July 2011

(contd.)

Lap 16			Lap 17			Lap 18			Lap 19			Lap 20		
No	Behind	Laptime	No	Behind	Laptime	No	Behind	Laptime	No	Behind	Laptime	No	Behind	Laptime
4		2:30.183	79		2:28.007	79		2:28.638	79		2:29.676	79		2:31.856
85	1 LAP	2:36.623	90	1 LAP	2:42.461	9	1 LAP	2:39.809	61	2 LAPS	2:44.551	24	2 LAPS	2:41.939
79	3.643	2:28.094	99	2 LAPS	2:45.348P	88	1 LAP	2:37.231	40	2 LAPS	2:53.453	72	1 LAP	2:37.144
44	1 LAP	2:37.155	75	2 LAPS	2:49.641	28	2 LAPS	2:40.443	67	2 LAPS	2:44.476	97	2 LAPS	2:34.879
73	1 LAP	2:38.797	85	1 LAP	2:37.573	15	11.867	2:28.866	9	1 LAP	2:38.007	15	7.883	2:29.100
15	15.122	2:28.500	18	2 LAPS	2:46.500	5	14.776	2:30.045	15	10.639	2:28.448	61	2 LAPS	2:41.789
5	15.539	2:30.843	4	10.811	2:42.461	85	1 LAP	2:37.078	5	14.582	2:29.482	35	2 LAPS	2:49.223
55	1 LAP	2:40.955	15	11.639	2:28.167	86	2 LAPS	2:51.620	88	1 LAP	2:36.804	5	14.272	2:31.546
33	21.561	2:53.405P	83	2 LAPS	2:45.377	75	2 LAPS	2:46.898	28	2 LAPS	2:40.088	67	2 LAPS	2:43.619
53	6 LAPS	6:46.510	5	13.369	2:29.480	44	1 LAP	2:36.892	85	1 LAP	2:36.214	9	1 LAP	2:39.482
2	30.463	2:29.303	44	1 LAP	2:37.898	18	2 LAPS	2:48.188	2	29.441	2:29.738	91	2 LAPS	2:50.750
16	2 LAPS	3:01.313	73	1 LAP	2:38.002	73	1 LAP	2:39.830	53	6 LAPS	2:31.272	88	1 LAP	2:36.194
22	1 LAP	2:39.949	53	6 LAPS	2:32.490	53	6 LAPS	2:34.450	44	1 LAP	2:38.031	40	2 LAPS	2:55.237
7	1 LAP	2:38.016	55	1 LAP	2:39.529	90	1 LAP	2:55.413P	86	2 LAPS	2:47.181	2	26.988	2:29.403
8	41.119	2:30.074	2	28.933	2:30.120	2	29.379	2:29.084	73	1 LAP	2:39.181	28	2 LAPS	2:40.983
3	47.043	2:30.817	8	39.431	2:29.962	83	2 LAPS	2:45.673	8	39.322	2:29.198	85	1 LAP	2:37.322
47	51.533	2:30.030	3	46.159	2:30.766	55	1 LAP	2:39.425	75	2 LAPS	2:46.019	53	6 LAPS	2:30.694
14	53.593	2:42.564	7	1 LAP	2:40.268	8	39.800	2:29.007	18	2 LAPS	2:47.865	8	36.571	2:29.105
11	1 LAP	2:42.390	47	49.540	2:29.657	3	47.958	2:30.437	55	1 LAP	2:37.155	44	1 LAP	2:37.969
41	56.713	2:27.747	22	1 LAP	2:43.806	47	50.116	2:29.214	83	2 LAPS	2:47.378	73	1 LAP	2:39.656
96	1 LAP	2:40.594	41	54.173	2:29.110	41	53.183	2:27.648	3	48.708	2:30.426	3	47.013	2:30.161
71	1:01.161	2:30.627	71	1:00.296	2:30.785	7	1 LAP	2:38.238	47	50.281	2:29.841	41	47.549	2:28.644
84	2 LAPS	2:57.219	11	1 LAP	2:41.909	22	1 LAP	2:40.203	41	50.761	2:27.254	47	49.213	2:30.788
13	10 LAPS	2:34.390	14	1:05.291	2:43.348	71	1:02.262	2:30.604	71	1:02.167	2:29.581	86	2 LAPS	2:46.217
19	1:10.831	2:32.068	16	2 LAPS	3:03.427	70	5 LAPS	13:39.364	7	1 LAP	2:37.595	75	2 LAPS	2:45.201
76	2 LAPS	2:51.542	96	1 LAP	2:41.095	99	2 LAPS	3:37.762	70	5 LAPS	2:34.944	55	1 LAP	2:38.199
48	1:16.437	2:34.911	19	1:10.636	2:31.455	19	1:14.014	2:32.016	22	1 LAP	2:40.470	71	1:01.061	2:30.750
35	1 LAP	2:48.027	13	10 LAPS	2:37.971P	11	1 LAP	2:40.558	19	1:15.205	2:30.867	18	2 LAPS	2:48.132
17	1 LAP	2:36.972	48	1:18.352	2:33.565	14	1:18.159	2:41.506	11	1 LAP	2:40.723	83	2 LAPS	2:53.119
81	1:28.954	2:32.898	84	2 LAPS	2:53.069	96	1 LAP	2:41.127	14	1:27.568	2:39.085	7	1 LAP	2:37.774
87	1:42.281	2:35.502	81	1:29.504	2:32.200	48	1:23.736	2:34.022	99	2 LAPS	2:43.918	70	5 LAPS	2:34.827
40	1 LAP	2:54.332	17	1 LAP	2:41.851	81	1:34.294	2:33.428	48	1:28.022	2:33.962	19	1:14.488	2:31.139
56	1 LAP	2:34.832	76	2 LAPS	2:52.673	16	2 LAPS	2:59.953	96	1 LAP	2:40.416	22	1 LAP	2:39.728
91	1 LAP	2:47.531	87	1:45.474	2:34.843	17	1 LAP	2:40.019	81	1:36.700	2:32.082	48	1:31.424	2:35.258
24	1 LAP	2:41.735	56	1 LAP	2:36.203	87	1:52.145	2:35.309	17	1 LAP	2:37.286	14	1:35.899	2:40.187
61	1 LAP	2:42.500	35	1 LAP	3:03.614	84	2 LAPS	2:56.329	87	1:57.892	2:35.423	11	1 LAP	2:42.130
68	2:05.028	2:35.843	24	1 LAP	2:43.786	76	2 LAPS	2:52.141	16	2 LAPS	2:58.028	81	1:37.420	2:32.576
67	1 LAP	2:43.095	40	1 LAP	2:56.884	56	1 LAP	2:36.898	56	1 LAP	2:36.655	96	1 LAP	2:41.046
1	2:11.615	2:36.155	68	2:08.590	2:35.212	68	2:16.799	2:36.847	84	2 LAPS	2:52.493	87	2:00.545	2:34.509
72	2:11.927	2:36.040	91	1 LAP	2:51.725	24	1 LAP	2:44.689	76	2 LAPS	2:52.481	17	1 LAP	2:44.289
9	2:21.012	2:38.781	61	1 LAP	2:42.476	35	1 LAP	2:59.372	68	2:22.309	2:35.186	56	1 LAP	2:36.445
97	1 LAP	2:38.856	67	1 LAP	2:41.927	1	2:25.277	2:36.055	1	2:31.254	2:35.653	68	2:25.815	2:35.362
86	1 LAP	2:46.525	1	2:17.860	2:37.895	72	2:25.999	2:36.337	16	2 LAPS	2:57.159	16	2 LAPS	2:57.159
28	1 LAP	2:40.420	72	2:18.300	2:38.023	4	2:26.434	4:44.261P	1	2:36.568	2:37.170	1	2:36.568	2:37.170
88	2:30.580	2:36.322	97	1 LAP	2:33.884	91	1 LAP	2:47.696	97	1 LAP	2:34.949	97	1 LAP	2:34.949
						97	1 LAP	2:33.696				84	2 LAPS	2:53.965
												76	2 LAPS	2:52.113
												72	2:43.810	2:42.199D
												24	1 LAP	2:44.040D

Weather/Track: Cloud/Dry

www.mstworld.com

Page 4 of 4

Silverstone  
Circuit Length = 3.6490 miles.  
Start: 15:07 End: 15:58

Printed - 16:05 Saturday, 23 July 2011

# HGPCA Pre'61 Grand Prix Cars

## RACE 8 - QUALIFYING - Silverstone - 22/23/24 July 2011

POS	NO	CL	DRIVER	NAT	CAR	TIME	LAPS	GAP	MPH
1	1	7	Philip WALKER		Lotus 16	2:28.263	8		88.60
2	84	5	Eddie MCGUIRE		Lotus 16	2:30.474	7	2.211	87.30
3	22	8	Allan MILES		Maserati 250F CM7	2:31.951	8	3.688	86.45
4	2	8	Rod JOLLEY		Lister Jaguar Monzanapolis	2:33.107	8	4.844	85.79
5	23	5	Tony WOOD		Cooper-Bristol Mk I 6/52	2:33.156	8	4.893	85.77
6	4	5	Will NUTHALL		Cooper Bristol MkII 4/53	2:34.718	8	6.455	84.90
7	25	8	Tony DITHERIDGE		BRM P25	2:35.322	7	7.059	84.57
8	21	5	Ian NUTHALL		Alta F2	2:35.452	7	7.189	84.50
9	11	8	John CLARK		Aston Martin DBR4	2:35.689	7	7.426	84.37
10	18	7	Michael STEELE		Connaught C type	2:37.636	8	9.373	83.33
11	57	8	Fred HARPER		Kurtis KK500G	2:37.663	7	9.400	83.31
12	6	2	Duncan RICKETTS		ERA GP1	2:37.811	7	9.548	83.24
13	7	5	Nick EDEN		Cooper Bristol	2:37.912	8	9.649	83.18
14	40	7	Rupert WOOD		Cooper T43	2:38.969	7	10.706	82.63
15	19	5	Paul GRANT		Cooper-Bristol Mk II 3/53	2:39.747	8	11.484	82.23
16	32	8	Wolfgang FRIEDRICHS		Aston Martin DBR4	2:39.758	8	11.495	82.22
17	75	5	Niamh MCGUIRE		Cooper Bristol	2:40.790	8	12.527	81.69
18	34	7	John BUSSEY		Cooper T43	2:42.018	7	13.755	81.08
19	44	6	Alexander BOSWELL		Ferrari 625A	2:42.301	7	14.038	80.93
20	45	7	Scotty TAYLOR		Cooper T45	2:43.240	7	14.977	80.47
21	14	7	Sid HOOLE		Cooper T41	2:44.551	7	16.288	79.83
22	17	6	Marc VALVEKENS		Gordini 16	2:45.944	7	17.681	79.16
23	5	2	Richard PILKINGTON		Talbot Lago T26	2:45.971	7	17.708	79.14
24	35	1	Geraint OWEN		Bugatti T35B	2:47.362	7	19.099	78.49
25	36	1	Frank STIPPLER		Maserati 8CM	2:47.727	6	19.464	78.32
26	37	5	David CLEWLEY		Cooper-Alta Mk II	2:48.452	7	20.189	77.98
27	10	4	Charles MCCABE		ERA R5B	2:50.226	7	21.963	77.17
28	24	1	Jonathan HARMER		Cooper Bristol Mk II	2:52.896	7	24.633	75.97
29	33	3	Neil PERKINS		Maserati 6CM	2:53.158	7	24.895	75.86
30	28	1	Crispin HARRIS		AC Monoposto	2:53.286	7	25.023	75.80
31	27	6	David BENNETT		Maserati A6GCM	2:54.011	2	25.748	75.49
32	51	1	Stephen SHOOSMITH		Bugatti T51	2:54.815	7	26.552	75.14
33	41	7	Brian MAILE		Cooper T41	3:00.276	7	32.013	72.86
34	3	1	Stephan RETTENMAIER		Alfa Romeo P3	3:05.224	6	36.961	70.92

Weather/Track: Sun/Dry

These results are provisional until the conclusion of any judicial and technical matters.

Silverstone

Circuit Length = 3.6490 miles.

Start: 16:27 End: 16:47

Clerk of the Course:

Timekeeper:

# HGPCA Pre'61 Grand Prix Cars

## RACE 8 - QUALIFYING LAP ANALYSIS - Silverstone - 22/23/24 July 2011

<b>1</b>	<b>Philip WALKER</b>	Lotus 16
1 - X:00.000	6 - 2:31.047	
2 - 2:37.067	7 - <b>2:28.263</b>	
3 - 2:29.779	8 - 2:57.870	
4 - 2:34.938		
5 - 2:31.701		
<b>2</b>	<b>Rod JOLLEY</b>	Lister Jaguar Monzanapolis
1 - X:00.000	6 - <b>2:33.107</b>	
2 - 2:35.533	7 - 2:34.882	
3 - 2:34.107	8 - 2:35.120	
4 - 2:33.865		
5 - 2:37.530		
<b>3</b>	<b>Stephan RETTENMAIER</b>	Alfa Romeo P3
1 - X:00.000	6 - 3:06.307	
2 - 3:08.524		
3 - 3:06.431		
4 - 3:08.742		
5 - <b>3:05.224</b>		
<b>4</b>	<b>Will NUTHALL</b>	Cooper Bristol MkII 4/53
1 - X:00.000	6 - <b>2:34.718</b>	
2 - 2:41.023	7 - 2:37.765	
3 - 2:39.264	8 - 2:39.071	
4 - 2:37.668		
5 - 2:38.175		
<b>5</b>	<b>Richard PILKINGTON</b>	Talbot Lago T26
1 - X:00.000	6 - 2:46.385	
2 - 2:48.748	7 - <b>2:45.971</b>	
3 - 2:49.529		
4 - 2:50.834		
5 - 2:55.114		
<b>6</b>	<b>Duncan RICKETTS</b>	ERA GP1
1 - X:00.000	6 - 2:42.690	
2 - 2:47.264	7 - 2:54.564P	
3 - 2:42.983		
4 - 2:40.798		
5 - <b>2:37.811</b>		
<b>7</b>	<b>Nick EDEN</b>	Cooper Bristol
1 - X:00.000	6 - 2:44.597	
2 - 2:40.924	7 - <b>2:37.912</b>	
3 - 2:38.718	8 - 2:38.924	
4 - 2:41.764		
5 - 2:40.120		

Weather/Track: Sun/Dry

# HGPCA Pre'61 Grand Prix Cars

## RACE 8 - QUALIFYING LAP ANALYSIS - Silverstone - 22/23/24 July 2011

(contd.)

<b>10</b>	<b>Charles MCCABE</b>	ERA R5B
1 - X:00.000	6 - <b>2:50.226</b>	
2 - 2:54.403	7 - 2:54.772	
3 - 2:53.232		
4 - 2:51.299		
5 - 2:50.534		
<b>11</b>	<b>John CLARK</b>	Aston Martin DBR4
1 - X:00.000	6 - 2:36.312	
2 - 2:40.468	7 - 2:36.180	
3 - 2:44.701P		
4 - 4:30.012		
5 - <b>2:35.689</b>		
<b>12</b>	<b>TBD</b>	
<b>14</b>	<b>Sid HOOLE</b>	Cooper T41
1 - X:00.000	6 - 2:45.829	
2 - 2:50.309	7 - <b>2:44.551</b>	
3 - 2:49.555		
4 - 2:48.384		
5 - 2:45.947		
<b>17</b>	<b>Marc VALVEKENS</b>	Gordini 16
1 - X:00.000	6 - <b>2:45.944</b>	
2 - 2:54.810	7 - 2:46.176	
3 - 2:49.956		
4 - 2:48.993		
5 - 2:47.589		
<b>18</b>	<b>Michael STEELE</b>	Connaught C type
1 - X:00.000	6 - 2:38.235	
2 - 2:59.215	7 - 2:38.527	
3 - 2:38.403	8 - 2:38.013	
4 - 2:38.932		
5 - <b>2:37.636</b>		
<b>19</b>	<b>Paul GRANT</b>	Cooper-Bristol Mk II 3/53
1 - X:00.000	6 - 2:41.849	
2 - 2:46.625	7 - <b>2:39.747</b>	
3 - 2:44.046	8 - 2:40.927	
4 - 2:41.992		
5 - 2:40.703		

Weather/Track: Sun/Dry

www.mstworld.com

Page 2 of 5

Silverstone  
Circuit Length = 3.6490 miles.  
Start: 16:27 End: 16:47

Printed - 16:54 Friday, 22 July 2011

# HGPCA Pre'61 Grand Prix Cars

## RACE 8 - QUALIFYING LAP ANALYSIS - Silverstone - 22/23/24 July 2011

(contd.)

<b>21</b>	<b>Ian NUTHALL</b>	Alta F2
1 - X:00.000	6 - <b>2:35.452</b>	
2 - 2:49.539	7 - 2:36.009	
3 - 2:50.737		
4 - 2:36.437		
5 - 2:36.200		
<b>22</b>	<b>Allan MILES</b>	Maserati 250F CM7
1 - X:00.000	6 - 2:34.657	
2 - 2:35.568	7 - 2:33.282	
3 - 2:33.426	8 - <b>2:31.951</b>	
4 - 2:33.558		
5 - 2:33.567		
<b>23</b>	<b>Tony WOOD</b>	Cooper-Bristol Mk I 6/52
1 - X:00.000	6 - 2:33.557	
2 - 2:36.050	7 - 2:33.898	
3 - 2:35.206	8 - <b>2:33.156</b>	
4 - 2:33.590		
5 - 2:33.364		
<b>24</b>	<b>Jonathan HARMER</b>	Cooper Bristol Mk II
1 - X:00.000	6 - <b>2:52.896</b>	
2 - 3:02.587	7 - 2:54.423	
3 - 2:58.229		
4 - 2:53.597		
5 - 2:54.540		
<b>25</b>	<b>Tony DITHERIDGE</b>	BRM P25
1 - X:00.000	6 - 2:38.010	
2 - 2:44.686	7 - 2:38.615	
3 - 2:39.006		
4 - 2:37.831		
5 - <b>2:35.322</b>		
<b>27</b>	<b>David BENNETT</b>	Maserati A6GCM
1 - X:00.000		
2 - <b>2:54.011</b>		
<b>28</b>	<b>Crispin HARRIS</b>	AC Monoposto
1 - X:00.000	6 - 3:24.909	
2 - 3:09.077	7 - 3:10.814	
3 - 3:02.428		
4 - 2:55.215		
5 - <b>2:53.286</b>		

# HGPCA Pre'61 Grand Prix Cars

## RACE 8 - QUALIFYING LAP ANALYSIS - Silverstone - 22/23/24 July 2011

(contd.)

<b>32</b>	<b>Wolfgang FRIEDRICHS</b>	Aston Martin DBR4
1 - X:00.000	6 - 2:40.499	
2 - 2:54.626	7 - 2:39.875	
3 - 2:41.160	8 - 2:41.087	
4 - 2:42.551		
5 - <b>2:39.758</b>		
<b>33</b>	<b>Neil PERKINS</b>	Maserati 6CM
1 - X:00.000	6 - 2:54.480	
2 - 2:54.438	7 - 3:03.683P	
3 - 3:07.440		
4 - 2:57.081		
5 - <b>2:53.158</b>		
<b>34</b>	<b>John BUSSEY</b>	Cooper T43
1 - X:00.000	6 - 2:44.950	
2 - 2:46.907	7 - <b>2:42.018</b>	
3 - 2:43.526		
4 - 2:48.656		
5 - 2:44.392		
<b>35</b>	<b>Geraint OWEN</b>	Bugatti T35B
1 - X:00.000	6 - 2:50.166	
2 - 2:56.533	7 - <b>2:47.362</b>	
3 - 2:50.862		
4 - 2:50.002		
5 - 2:48.968		
<b>36</b>	<b>Frank STIPPLER</b>	Maserati 8CM
1 - X:00.000	6 - <b>2:47.727</b>	
2 - 2:57.504		
3 - 3:04.697P		
4 - 5:43.798		
5 - 2:48.328		
<b>37</b>	<b>David CLEWLEY</b>	Cooper-Alta Mk II
1 - X:00.000	6 - 2:49.738	
2 - 2:52.422	7 - 2:48.923	
3 - 2:49.916		
4 - 2:52.371		
5 - <b>2:48.452</b>		
<b>40</b>	<b>Rupert WOOD</b>	Cooper T43
1 - X:00.000	6 - 2:43.701	
2 - 2:48.931	7 - <b>2:38.969</b>	
3 - 2:46.966		
4 - 2:41.483		
5 - 2:40.126		

Weather/Track: Sun/Dry

www.mstworld.com

Page 4 of 5

Silverstone  
Circuit Length = 3.6490 miles.  
Start: 16:27 End: 16:47

Printed - 16:54 Friday, 22 July 2011

# HGPCA Pre'61 Grand Prix Cars

## RACE 8 - QUALIFYING LAP ANALYSIS - Silverstone - 22/23/24 July 2011

(contd.)

<b>41</b>	<b>Brian MAILE</b>	Cooper T41
1 - X:00.000	6 - 3:02.797	
2 - 3:07.653	7 - <b>3:00.276</b>	
3 - 3:04.671		
4 - 3:01.636		
5 - 3:02.831		
<b>44</b>	<b>Alexander BOSWELL</b>	Ferrari 625A
1 - X:00.000	6 - 2:46.166	
2 - 2:46.730	7 - <b>2:42.301</b>	
3 - 2:46.243		
4 - 2:47.079		
5 - 2:44.867		
<b>45</b>	<b>Scotty TAYLOR</b>	Cooper T45
1 - X:00.000	6 - 2:47.665	
2 - 2:48.465	7 - 3:01.482P	
3 - 2:48.401		
4 - 2:48.471		
5 - <b>2:43.240</b>		
<b>51</b>	<b>Stephen SHOOSMITH</b>	Bugatti T51
1 - X:00.000	6 - 2:57.076	
2 - 3:03.389	7 - <b>2:54.815</b>	
3 - 2:58.783		
4 - 2:57.955		
5 - 3:00.338		
<b>57</b>	<b>Fred HARPER</b>	Kurtis KK500G
1 - X:00.000	6 - 2:42.487	
2 - 2:47.357	7 - 2:38.284	
3 - 2:42.811		
4 - 2:41.629		
5 - <b>2:37.663</b>		
<b>75</b>	<b>Niamh MCGUIRE</b>	Cooper Bristol
1 - X:00.000	6 - 2:41.171	
2 - 2:59.724	7 - <b>2:40.790</b>	
3 - 2:43.531	8 - 3:10.228	
4 - 2:41.306		
5 - 2:43.921		
<b>84</b>	<b>Eddie MCGUIRE</b>	Lotus 16
1 - X:00.000	6 - 2:34.697	
2 - 2:31.443	7 - 2:37.453P	
3 - 2:32.271		
4 - 2:32.474		
5 - <b>2:30.474</b>		

Weather/Track: Sun/Dry

www.mstworld.com

Page 5 of 5

Silverstone  
Circuit Length = 3.6490 miles.  
Start: 16:27 End: 16:47

Printed - 16:54 Friday, 22 July 2011




# HGPCA Pre'61 Grand Prix Cars

## RACE 8 - GRID - AMENDED - Silverstone - 22/23/24 July 2011

ROW 18		16	BRONSON	
ROW 17	3	RETTENMAIER	41	MAILE
ROW 16	51	SHOOSMITH	27	BENNETT
ROW 15	28	HARRIS	33	PERKINS
ROW 14	24	HARMER	10	MCCABE
ROW 13	37	CLEWLEY	36	STIPLER
ROW 12	35	OWEN	5	PILKINGTON
ROW 11	17	VALVEKENS	14	HOOLE
ROW 10	45	TAYLOR	44	BOSWELL
ROW 9	34	BUSSEY	75	MCGUIRE
ROW 8	32	FRIEDRICHS	19	GRANT
ROW 7	40	WOOD	7	EDEN
ROW 6	6	RICKETTS	57	HARPER
ROW 5	18	STEELE	11	CLARK
ROW 4	21	NUTHALL	25	DITHERIDGE
ROW 3	4	NUTHALL	23	WOOD
ROW 2	2	JOLLEY	22	MILES
ROW 1	84	MCGUIRE	1	WALKER

**POLE**



Car 16 allowed to start.

Weather/Track: Sun/Dry

These results are provisional until the conclusion of any judicial and technical matters.

Silverstone

Circuit Length = 3.6490 miles.

Start: 16:27 End: 16:47

Clerk of the Course:

Timekeeper:

# HGPCA Pre'61 Grand Prix Cars

## RACE 8 - CLASSIFICATION - Silverstone - 22/23/24 July 2011

POS	NO	CL	DRIVER	NAT	CAR	TIME	LAPS	GAP	MPH	BEST
1	1	7	Philip WALKER		Lotus 16	20:19.093	8		85.95	2:30.357
2	2	8	Rod JOLLEY		Lister Jaguar Monzanapolis	20:28.808	8	9.715	85.27	2:31.183
3	22	8	Allan MILES		Maserati 250F CM7	20:33.450	8	14.357	84.95	2:32.726
4	18	7	Michael STEELE		Connaught C type	20:34.327	8	15.234	84.89	2:32.218
5	23	5	Tony WOOD		Cooper-Bristol Mk I 6/52	20:34.917	8	15.824	84.85	2:32.950
6	4	5	Will NUTHALL		Cooper Bristol MkII 4/53	20:37.206	8	18.113	84.69	2:32.835
7	25	8	Tony DITHERIDGE		BRM P25	20:51.624	8	32.531	83.72	2:33.930
8	21	5	Ian NUTHALL		Alta F2	20:53.808	8	34.715	83.57	2:34.923
9	57	8	Fred HARPER		Kurtis KK500G	21:04.159	8	45.066	82.89	2:34.553
10	19	5	Paul GRANT		Cooper-Bristol Mk II 3/53	21:05.300	8	46.207	82.81	2:35.409
11	6	2	Duncan RICKETTS		ERA GP1	21:08.077	8	48.984	82.63	2:35.937
12	40	7	Rupert WOOD		Cooper T43	21:10.892	8	51.799	82.45	2:36.443
13	32	8	Wolfgang FRIEDRICH		Aston Martin DBR4	21:29.878	8	1:10.785	81.23	2:37.254
14	36	1	Frank STIPPLER		Maserati 8CM	22:03.397	8	1:44.304	79.18	2:41.065
15	34	7	John BUSSEY		Cooper T43	22:06.578	8	1:47.485	78.99	2:42.336
16	45	7	Scotty TAYLOR		Cooper T45	22:06.888	8	1:47.795	78.97	2:42.306
17	14	7	Sid HOOLE		Cooper T41	22:07.678	8	1:48.585	78.92	2:42.586
18	44	6	Alexander BOSWELL		Ferrari 625A	22:08.020	8	1:48.927	78.90	2:40.065
19	5	2	Richard PILKINGTON		Talbot Lago T26	22:24.698	8	2:05.605	77.92	2:45.949
20	35	1	Geraint OWEN		Bugatti T35B	22:27.616	8	2:08.523	77.75	2:46.454
21	37	5	David CLEWLEY		Cooper-Alta Mk II	22:34.260	8	2:15.167	77.37	2:46.228
22	10	4	Charles MCCABE		ERA R5B	22:41.162	8	2:22.069	76.98	2:47.365
23	33	3	Neil PERKINS		Maserati 6CM	23:03.404	8	2:44.311	75.74	2:49.866
24	51	1	Stephen SHOOSMITH		Bugatti T51	23:05.015	8	2:45.922	75.65	2:49.718
25	24	1	Jonathan HARMER		Cooper Bristol Mk II	23:06.308	8	2:47.215	75.58	2:49.736
26	41	7	Brian MAILE		Cooper T41	20:21.978	7	1 LAP	75.00	2:50.894
27	3	1	Stephan RETTENMAIER		Alfa Romeo P3	21:53.093	7	1 LAP	69.79	3:04.944

### NOT CLASSIFIED

28	1	Crispin HARRIS	AC Monoposto	19:49.114	7	D.N.F.	77.07	2:45.498
7	5	Nick EDEN	Cooper Bristol	16:07.098	6	D.N.F.	81.18	2:35.595
75	5	Niamh MCGUIRE	Cooper Bristol	16:39.547	6	D.N.F.	78.55	2:42.074
11	8	John CLARK	Aston Martin DBR4	12:01.909	4	D.N.F.	72.36	2:37.084
17	6	Marc VALVEKENS	Gordini 16	5:42.221	2	D.N.F.	75.88	2:47.203
16	4	Julian BRONSON	ERA R4D	3:29.376	1	D.N.F.	61.29	
84	5	Eddie MCGUIRE	Lotus 16		0	D.N.F.	N/A	

### FASTEST LAP

1	7	Philip WALKER	Lotus 16	2:30.357	6	87.36mph	140.60kph
2	8	Rod JOLLEY	Lister Jaguar Monzanapolis	2:31.183	2	86.89mph	139.83kph
4	5	Will NUTHALL	Cooper Bristol MkII 4/53	2:32.835	5	85.95mph	138.32kph
6	2	Duncan RICKETTS	ERA GP1	2:35.937	8	84.24mph	135.57kph
44	6	Alexander BOSWELL	Ferrari 625A	2:40.065	8	82.06mph	132.07kph
36	1	Frank STIPPLER	Maserati 8CM	2:41.065	8	81.56mph	131.25kph
28	1	Crispin HARRIS	AC Monoposto	2:45.498	7	79.37mph	127.74kph
10	4	Charles MCCABE	ERA R5B	2:47.365	5	78.49mph	126.31kph
33	3	Neil PERKINS	Maserati 6CM	2:49.866	5	77.33mph	124.45kph

Weather/Track: Cloud/Dry

These results are provisional until the conclusion of any judicial and technical matters.

Silverstone  
Circuit Length = 3.6490 miles.  
Start: 16:54 End: 17:15

Clerk of the Course:		Timekeeper:
----------------------	--	-------------

# HGPCA Pre'61 Grand Prix Cars

## RACE 8 - LAP ANALYSIS - Silverstone - 22/23/24 July 2011

<b>1</b>	<b>Philip WALKER</b>	Lotus 16
1 - 2:34.342	6 - <b>2:30.357</b>	
2 - 2:30.675	7 - 2:33.921	
3 - 2:30.695	8 - 2:36.753	
4 - 2:31.905		
5 - 2:30.445		
<b>2</b>	<b>Rod JOLLEY</b>	Lister Jaguar Monzanapolis
1 - 2:35.360	6 - 2:33.092	
2 - <b>2:31.183</b>	7 - 2:34.460	
3 - 2:38.627	8 - 2:32.808	
4 - 2:31.498		
5 - 2:31.780		
<b>3</b>	<b>Stephan RETTENMAIER</b>	Alfa Romeo P3
1 - 3:15.033	6 - 3:05.625	
2 - 3:06.191	7 - <b>3:04.944</b>	
3 - 3:06.689		
4 - 3:05.948		
5 - 3:08.663		
<b>4</b>	<b>Will NUTHALL</b>	Cooper Bristol MkII 4/53
1 - 2:41.116	6 - 2:33.874	
2 - 2:33.422	7 - 2:33.127	
3 - 2:33.664	8 - 2:35.546	
4 - 2:33.622		
5 - <b>2:32.835</b>		
<b>5</b>	<b>Richard PILKINGTON</b>	Talbot Lago T26
1 - 2:55.834	6 - 2:47.187	
2 - 2:48.275	7 - 2:46.632	
3 - 2:47.004	8 - 2:47.099	
4 - <b>2:45.949</b>		
5 - 2:46.718		
<b>6</b>	<b>Duncan RICKETTS</b>	ERA GP1
1 - 2:44.071	6 - 2:36.529	
2 - 2:37.267	7 - 2:37.995	
3 - 2:40.058	8 - <b>2:35.937</b>	
4 - 2:36.663		
5 - 2:39.557		

Weather/Track: Cloud/Dry

www.mstworld.com

Page 1 of 6

Silverstone  
Circuit Length = 3.6490 miles.  
Start: 16:54 End: 17:15

Printed - 17:21 Saturday, 23 July 2011

# HGPCA Pre'61 Grand Prix Cars

## RACE 8 - LAP ANALYSIS - Silverstone - 22/23/24 July 2011

(contd.)

<b>7</b>	<b>Nick EDEN</b>	Cooper Bristol
1 - 2:47.686	6 - 2:40.382	
2 - 2:40.673		
3 - <b>2:35.595</b>		
4 - 2:41.296		
5 - 2:41.466		
<b>10</b>	<b>Charles MCCABE</b>	ERA R5B
1 - 3:04.232	6 - 2:48.043	
2 - 2:48.136	7 - 2:47.966	
3 - 2:48.143	8 - 2:49.129	
4 - 2:48.148		
5 - <b>2:47.365</b>		
<b>11</b>	<b>John CLARK</b>	Aston Martin DBR4
1 - 2:45.005		
2 - <b>2:37.084</b>		
3 - 3:02.341P		
4 - 3:37.479P		
<b>14</b>	<b>Sid HOOLE</b>	Cooper T41
1 - 2:54.377	6 - 2:45.046	
2 - 2:45.284	7 - 2:46.726	
3 - 2:43.632	8 - <b>2:42.586</b>	
4 - 2:44.614		
5 - 2:45.413		
<b>16</b>	<b>Julian BRONSON</b>	ERA R4D
1 - 3:29.376P		
<b>17</b>	<b>Marc VALVEKENS</b>	Gordini 16
1 - 2:55.018		
2 - <b>2:47.203</b>		

Weather/Track: Cloud/Dry

www.mstworld.com

Page 2 of 6

Silverstone  
Circuit Length = 3.6490 miles.  
Start: 16:54 End: 17:15

Printed - 17:21 Saturday, 23 July 2011

# HGPCA Pre'61 Grand Prix Cars

## RACE 8 - LAP ANALYSIS - Silverstone - 22/23/24 July 2011

(contd.)

<b>18</b>	<b>Michael STEELE</b>	Connaught C type
1 - 2:40.521	6 - 2:33.697	
2 - 2:35.776	7 - 2:33.126	
3 - 2:32.712	8 - 2:33.083	
4 - <b>2:32.218</b>		
5 - 2:33.194		
<b>19</b>	<b>Paul GRANT</b>	Cooper-Bristol Mk II 3/53
1 - 2:45.676	6 - 2:36.494	
2 - 2:37.888	7 - <b>2:35.409</b>	
3 - 2:38.999	8 - 2:35.494	
4 - 2:37.694		
5 - 2:37.646		
<b>21</b>	<b>Ian NUTHALL</b>	Alta F2
1 - 2:42.200	6 - 2:36.819	
2 - 2:35.762	7 - 2:35.409	
3 - <b>2:34.923</b>	8 - 2:35.510	
4 - 2:37.200		
5 - 2:35.985		
<b>22</b>	<b>Allan MILES</b>	Maserati 250F CM7
1 - 2:36.201	6 - 2:34.910	
2 - 2:32.796	7 - 2:34.472	
3 - <b>2:32.726</b>	8 - 2:33.219	
4 - 2:34.392		
5 - 2:34.734		
<b>23</b>	<b>Tony WOOD</b>	Cooper-Bristol Mk I 6/52
1 - 2:37.531	6 - 2:35.355	
2 - <b>2:32.950</b>	7 - 2:34.262	
3 - 2:33.164	8 - 2:34.357	
4 - 2:33.414		
5 - 2:33.884		
<b>24</b>	<b>Jonathan HARMER</b>	Cooper Bristol Mk II
1 - 3:02.763	6 - <b>2:49.736</b>	
2 - 2:55.437	7 - 2:49.759	
3 - 2:53.653	8 - 2:51.466	
4 - 2:53.461		
5 - 2:50.033		

Weather/Track: Cloud/Dry

www.mstworld.com

Page 3 of 6

Silverstone  
Circuit Length = 3.6490 miles.  
Start: 16:54 End: 17:15

Printed - 17:21 Saturday, 23 July 2011

# HGPCA Pre'61 Grand Prix Cars

## RACE 8 - LAP ANALYSIS - Silverstone - 22/23/24 July 2011

(contd.)

<b>25</b>	<b>Tony DITHERIDGE</b>	BRM P25
1 - 2:44.363	6 - 2:35.395	
2 - 2:37.326	7 - 2:34.559	
3 - 2:35.575	8 - 2:35.204	
4 - 2:35.272		
5 - <b>2:33.930</b>		
<b>28</b>	<b>Crispin HARRIS</b>	AC Monoposto
1 - 3:05.022	6 - 2:47.204	
2 - 2:48.725	7 - <b>2:45.498</b>	
3 - 2:48.607		
4 - 2:47.047		
5 - 2:47.011		
<b>32</b>	<b>Wolfgang FRIEDRICHS</b>	Aston Martin DBR4
1 - 2:48.298	6 - 2:40.547	
2 - 2:41.117	7 - 2:42.153	
3 - <b>2:37.254</b>	8 - 2:41.548	
4 - 2:39.835		
5 - 2:39.126		
<b>33</b>	<b>Neil PERKINS</b>	Maserati 6CM
1 - 3:04.863	6 - 2:51.201	
2 - 2:52.289	7 - 2:52.638	
3 - 2:50.509	8 - 2:51.530	
4 - 2:50.508		
5 - <b>2:49.866</b>		
<b>34</b>	<b>John BUSSEY</b>	Cooper T43
1 - 2:52.602	6 - 2:47.249	
2 - 2:45.307	7 - 2:45.713	
3 - 2:44.634	8 - <b>2:42.336</b>	
4 - 2:44.386		
5 - 2:44.351		
<b>35</b>	<b>Geraint OWEN</b>	Bugatti T35B
1 - 2:57.337	6 - <b>2:46.454</b>	
2 - 2:48.518	7 - 2:46.589	
3 - 2:47.644	8 - 2:47.167	
4 - 2:46.885		
5 - 2:47.022		

Weather/Track: Cloud/Dry

www.mstworld.com

Page 4 of 6

Silverstone  
Circuit Length = 3.6490 miles.  
Start: 16:54 End: 17:15

Printed - 17:21 Saturday, 23 July 2011

# HGPCA Pre'61 Grand Prix Cars

## RACE 8 - LAP ANALYSIS - Silverstone - 22/23/24 July 2011

(contd.)

<b>36</b>	<b>Frank STIPPLER</b>	Maserati 8CM
1 - 2:58.334	6 - 2:43.522	
2 - 2:45.556	7 - 2:45.176	
3 - 2:43.879	8 - <b>2:41.065</b>	
4 - 2:42.008		
5 - 2:43.857		
<b>37</b>	<b>David CLEWLEY</b>	Cooper-Alta Mk II
1 - 2:59.328	6 - 2:47.331	
2 - 2:48.819	7 - 2:48.666	
3 - 2:47.148	8 - 2:50.385	
4 - <b>2:46.228</b>		
5 - 2:46.355		
<b>40</b>	<b>Rupert WOOD</b>	Cooper T43
1 - 2:46.829	6 - 2:37.188	
2 - 2:36.467	7 - 2:39.146	
3 - 2:40.309	8 - <b>2:36.443</b>	
4 - 2:37.494		
5 - 2:37.016		
<b>41</b>	<b>Brian MAILE</b>	Cooper T41
1 - 3:07.704	6 - 2:51.630	
2 - 2:53.162	7 - 2:52.904	
3 - 2:52.874		
4 - 2:52.810		
5 - <b>2:50.894</b>		
<b>44</b>	<b>Alexander BOSWELL</b>	Ferrari 625A
1 - 2:56.475	6 - 2:43.567	
2 - 2:46.566	7 - 2:51.402	
3 - 2:43.207	8 - <b>2:40.065</b>	
4 - 2:42.350		
5 - 2:44.388		
<b>45</b>	<b>Scotty TAYLOR</b>	Cooper T45
1 - 2:51.865	6 - 2:47.137	
2 - 2:44.768	7 - 2:45.509	
3 - 2:45.417	8 - <b>2:42.306</b>	
4 - 2:45.512		
5 - 2:44.374		

Weather/Track: Cloud/Dry

www.mstworld.com

Page 5 of 6

Silverstone  
Circuit Length = 3.6490 miles.  
Start: 16:54 End: 17:15

Printed - 17:21 Saturday, 23 July 2011

# HGPCA Pre'61 Grand Prix Cars

## RACE 8 - LAP ANALYSIS - Silverstone - 22/23/24 July 2011

(contd.)

<b>51</b>	<b>Stephen SHOOSMITH</b>	Bugatti T51
1 - 3:06.012	6 - 2:50.731	
2 - 2:52.775	7 - 2:50.644	
3 - 2:53.514	8 - 2:50.616	
4 - 2:51.005		
5 - <b>2:49.718</b>		
<b>57</b>	<b>Fred HARPER</b>	Kurtis KK500G
1 - 2:47.865	6 - 2:35.778	
2 - 2:37.739	7 - 2:36.803	
3 - 2:37.762	8 - 2:36.848	
4 - 2:36.811		
5 - <b>2:34.553</b>		
<b>75</b>	<b>Niamh MCGUIRE</b>	Cooper Bristol
1 - 2:55.561	6 - 2:45.428	
2 - 2:47.903		
3 - 2:43.713		
4 - <b>2:42.074</b>		
5 - 2:44.868		
<b>84</b>	<b>Eddie MCGUIRE</b>	Lotus 16

Weather/Track: Cloud/Dry

[www.mstworld.com](http://www.mstworld.com)

Page 6 of 6

Silverstone  
Circuit Length = 3.6490 miles.  
Start: 16:54 End: 17:15

Printed - 17:21 Saturday, 23 July 2011



# HGPCA Pre'61 Grand Prix Cars

## RACE 8 - LAP CHART - Silverstone - 22/23/24 July 2011

Lap 1			Lap 2			Lap 3			Lap 4			Lap 5		
No	Behind	Laptime	No	Behind	Laptime	No	Behind	Laptime	No	Behind	Laptime	No	Behind	Laptime
1		2:34.342	1		2:30.675	1		2:30.695	1		2:31.905	1		2:30.445
2	1.018	2:35.360	2	1.526	2:31.183	22	6.011	2:32.726	22	8.498	2:34.392	2	10.386	2:31.780
22	1.859	2:36.201	22	3.980	2:32.796	23	7.933	2:33.164	2	9.051	2:31.498	22	12.787	2:34.734
23	3.189	2:37.531	23	5.464	2:32.950	2	9.458	2:38.627	23	9.442	2:33.414	23	12.881	2:33.884
18	6.179	2:40.521	4	9.521	2:33.422	4	12.490	2:33.664	18	13.610	2:32.218	18	16.359	2:33.194
4	6.774	2:41.116	18	11.280	2:35.776	18	13.297	2:32.712	4	14.207	2:33.622	4	16.597	2:32.835
21	7.858	2:42.200	21	12.945	2:35.762	21	17.173	2:34.923	21	22.468	2:37.200	21	28.008	2:35.985
6	9.729	2:44.071	6	16.321	2:37.267	25	21.552	2:35.575	25	24.919	2:35.272	25	28.404	2:33.930
25	10.021	2:44.363	25	16.672	2:37.326	6	25.684	2:40.058	6	30.442	2:36.663	57	36.668	2:34.553
11	10.663	2:45.005	11	17.072	2:37.084	19	26.851	2:38.999	57	32.560	2:36.811	6	39.554	2:39.557
19	11.334	2:45.676	40	18.279	2:36.467	57	27.654	2:37.762	19	32.640	2:37.694	19	39.841	2:37.646
40	12.487	2:46.829	19	18.547	2:37.888	40	27.893	2:40.309	40	33.482	2:37.494	40	40.053	2:37.016
7	13.344	2:47.686	57	20.587	2:37.739	7	28.242	2:35.595	7	37.633	2:41.296	32	47.568	2:39.126
57	13.523	2:47.865	7	23.342	2:40.673	32	30.957	2:37.254	32	38.887	2:39.835	7	48.654	2:41.466
32	13.956	2:48.298	32	24.398	2:41.117	45	46.338	2:45.417	34	59.312	2:44.386	34	1:13.218	2:44.351
45	17.523	2:51.865	45	31.616	2:44.768	34	46.831	2:44.634	45	59.945	2:45.512	45	1:13.874	2:44.374
34	18.260	2:52.602	34	32.892	2:45.307	14	47.581	2:43.632	14	1:00.290	2:44.614	44	1:14.924	2:44.388
14	20.035	2:54.377	14	34.644	2:45.284	11	48.718	3:02.341P	44	1:00.981	2:42.350	14	1:15.258	2:45.413
17	20.676	2:55.018	17	37.204	2:47.203	44	50.536	2:43.207	75	1:01.634	2:42.074	36	1:15.572	2:43.857
75	21.219	2:55.561	44	38.024	2:46.566	75	51.465	2:43.713	36	1:02.160	2:42.008	75	1:16.057	2:44.868
5	21.492	2:55.834	75	38.447	2:47.903	36	52.057	2:43.879	5	1:09.445	2:45.949	5	1:25.718	2:46.718
44	22.133	2:56.475	36	38.873	2:45.556	5	55.401	2:47.004	35	1:12.767	2:46.885	35	1:29.344	2:47.022
35	22.995	2:57.337	5	39.092	2:48.275	35	57.787	2:47.644	37	1:13.906	2:46.228	37	1:29.816	2:46.355
36	23.992	2:58.334	35	40.838	2:48.518	37	59.583	2:47.148	10	1:21.042	2:48.148	10	1:37.962	2:47.365
37	24.986	2:59.328	37	43.130	2:48.819	10	1:04.799	2:48.143	28	1:21.784	2:47.047	28	1:38.350	2:47.011
24	28.421	3:02.763	10	47.351	2:48.136	28	1:06.642	2:48.607	33	1:30.552	2:50.508	33	1:49.973	2:49.866
10	29.890	3:04.232	28	48.730	2:48.725	33	1:11.949	2:50.509	51	1:35.689	2:51.005	51	1:54.962	2:49.718
33	30.521	3:04.863	33	52.135	2:52.289	24	1:16.141	2:53.653	24	1:37.697	2:53.461	24	1:57.285	2:50.033
28	30.680	3:05.022	24	53.183	2:55.437	51	1:16.589	2:53.514	41	1:38.933	2:52.810	41	1:59.382	2:50.894
51	31.670	3:06.012	51	53.770	2:52.775	41	1:18.028	2:52.874	11	1:54.292	3:37.479P			
41	33.362	3:07.704	41	55.849	2:53.162	3	1:52.201	3:06.689	3	2:26.244	3:05.948			
3	40.691	3:15.033	3	1:16.207	3:06.191									
16	55.034	3:29.376P												

Weather/Track: Cloud/Dry

www.mstworld.com

Page 1 of 2

Silverstone  
Circuit Length = 3.6490 miles.  
Start: 16:54 End: 17:15

Printed - 17:21 Saturday, 23 July 2011

# HGPCA Pre'61 Grand Prix Cars

## RACE 8 - LAP CHART - Silverstone - 22/23/24 July 2011

(contd.)

Lap 6			Lap 7			Lap 8			Lap 9			Lap 10		
No	Behind	Laptime	No	Behind	Laptime	No	Behind	Laptime	No	Behind	Laptime	No	Behind	Laptime
1		2:30.357	1		2:33.921	1		2:36.753						
2	13.121	2:33.092	2	13.660	2:34.460	41	1 LAP	2:52.904						
22	17.340	2:34.910	22	17.891	2:34.472	2	9.715	2:32.808						
23	17.879	2:35.355	23	18.220	2:34.262	22	14.357	2:33.219						
18	19.699	2:33.697	18	18.904	2:33.126	18	15.234	2:33.083						
4	20.114	2:33.874	4	19.320	2:33.127	23	15.824	2:34.357						
25	33.442	2:35.395	25	34.080	2:34.559	4	18.113	2:35.546						
3	1 LAP	3:08.663	21	35.958	2:35.409	25	32.531	2:35.204						
21	34.470	2:36.819	57	44.971	2:36.803	21	34.715	2:35.510						
57	42.089	2:35.778	19	47.466	2:35.409	57	45.066	2:36.848						
6	45.726	2:36.529	6	49.800	2:37.995	19	46.207	2:35.494						
19	45.978	2:36.494	40	52.109	2:39.146	6	48.984	2:35.937						
40	46.884	2:37.188	3	1 LAP	3:05.625	40	51.799	2:36.443						
32	57.758	2:40.547	32	1:05.990	2:42.153	32	1:10.785	2:41.548						
7	58.679	2:40.382	36	1:39.992	2:45.176	3	1 LAP	3:04.944						
44	1:28.134	2:43.567	34	1:41.902	2:45.713	36	1:44.304	2:41.065						
36	1:28.737	2:43.522	45	1:42.242	2:45.509	34	1:47.485	2:42.336						
14	1:29.947	2:45.046	14	1:42.752	2:46.726	45	1:47.795	2:42.306						
34	1:30.110	2:47.249	44	1:45.615	2:51.402	14	1:48.585	2:42.586						
45	1:30.654	2:47.137	5	1:55.259	2:46.632	44	1:48.927	2:40.065						
75	1:31.128	2:45.428	35	1:58.109	2:46.589	5	2:05.605	2:47.099						
5	1:42.548	2:47.187	37	2:01.535	2:48.666	35	2:08.523	2:47.167						
35	1:45.441	2:46.454	28	2:06.774	2:45.498	37	2:15.167	2:50.385						
37	1:46.790	2:47.331	10	2:09.693	2:47.966	10	2:22.069	2:49.129						
28	1:55.197	2:47.204	33	2:29.534	2:52.638	33	2:44.311	2:51.530						
10	1:55.648	2:48.043	51	2:32.059	2:50.644	51	2:45.922	2:50.616						
33	2:10.817	2:51.201	24	2:32.502	2:49.759	24	2:47.215	2:51.466						
51	2:15.336	2:50.731												
24	2:16.664	2:49.736												
41	2:20.655	2:51.630												

Weather/Track: Cloud/Dry

www.mstworld.com

Page 2 of 2

Silverstone  
Circuit Length = 3.6490 miles.  
Start: 16:54 End: 17:15

Printed - 17:21 Saturday, 23 July 2011

# HGPCA Pre'61 Grand Prix Cars

## RACE 20 - GRID - AMENDED 2 - Silverstone - 22/23/24 July 2011

ROW 16		47	MCGUIRE	
ROW 15	11	CLARK	75	MCGUIRE
ROW 14	28	HARRIS	3	RETTENMAIER
ROW 13	41	MAILE	24	HARMER
ROW 12	51	SHOOSMITH	33	PERKINS
ROW 11	10	MCCABE	37	CLEWLEY
ROW 10	35	OWEN	5	PILKINGTON
ROW 9	44	BOSWELL	14	HOOLE
ROW 8	45	TAYLOR	34	BUSSEY
ROW 7	36	STIPPLER	32	FRIEDRICHS
ROW 6	40	WOOD	6	RICKETTS
ROW 5	19	GRANT	57	HARPER
ROW 4	21	NUTHALL	25	DITHERIDGE
ROW 3	4	NUTHALL	23	WOOD
ROW 2	18	STEELE	22	MILES
ROW 1	2	JOLLEY	1	WALKER

POLE

Car 47 allowed to start from back of grid (change of car and number from 84).

Silverstone  
Circuit Length = 3.6490 miles.

Clerk of the Course:

Timekeeper:

# HGPCA Pre'61 Grand Prix Cars

## RACE 20 - CLASSIFICATION - Silverstone - 22/23/24 July 2011

POS	NO	CL	DRIVER	NAT	CAR	TIME	LAPS	GAP	MPH	BEST
1	1	7	Philip WALKER		Lotus 16	20:24.958	8		85.54	2:30.344
2	2	8	Rod JOLLEY		Lister Jaguar Monzanapolis	20:31.626	8	6.668	85.08	2:32.603
3	18	7	Michael STEELE		Connaught C type	20:34.774	8	9.816	84.86	2:33.457
4	22	8	Allan MILES		Maserati 250F CM7	20:38.544	8	13.586	84.60	2:33.198
5	4	5	Will NUTHALL		Cooper Bristol MkII 4/53	20:38.735	8	13.777	84.59	2:33.630
6	21	5	Ian NUTHALL		Alta F2	20:41.341	8	16.383	84.41	2:33.739
7	57	8	Fred HARPER		Kurtis KK500G	21:08.536	8	43.578	82.60	2:35.927
8	11	8	John CLARK		Aston Martin DBR4	21:08.882	8	43.924	82.58	2:35.692
9	19	5	Paul GRANT		Cooper-Bristol Mk II 3/53	21:09.335	8	44.377	82.55	2:35.616
10	40	7	Rupert WOOD		Cooper T43	21:11.594	8	46.636	82.40	2:36.363
11	36	1	Frank STIPPLER		Maserati 8CM	21:40.549	8	1:15.591	80.57	2:40.357
12	45	7	Scotty TAYLOR		Cooper T45	21:44.091	8	1:19.133	80.35	2:41.233
13	34	7	John BUSSEY		Cooper T43	21:45.123	8	1:20.165	80.29	2:40.695
14	44	6	Alexander BOSWELL		Ferrari 625A	22:11.176	8	1:46.218	78.71	2:44.247
15	5	2	Richard PILKINGTON		Talbot Lago T26	22:11.743	8	1:46.785	78.68	2:44.665
16	37	5	David CLEWLEY		Cooper-Alta Mk II	22:12.128	8	1:47.170	78.66	2:44.740
17	28	1	Crispin HARRIS		AC Monoposto	22:12.630	8	1:47.672	78.63	2:42.989
18	75	5	Niamh MCGUIRE		Cooper Bristol	22:32.864	8	2:07.906	77.45	2:44.482
19	41	7	Brian MAILE		Cooper T41	23:11.734	8	2:46.776	75.29	2:50.780
20	10	4	Charles MCCABE		ERA R5B	20:27.783	7	1 LAP	74.64	2:46.711
21	51	1	Stephen SHOOSMITH		Bugatti T51	20:29.650	7	1 LAP	74.53	2:52.337
22	24	1	Jonathan HARMER		Cooper Bristol Mk II	20:30.001	7	1 LAP	74.51	2:52.945
23	3	1	Stephan RETTENMAIER		Alfa Romeo P3	21:49.773	7	1 LAP	69.97	3:04.472

### NOT CLASSIFIED

47	7	Eddie MCGUIRE		Gordini 23S	19:43.156	7	D.N.F.	77.46	2:45.915
6	2	Duncan RICKETTS		ERA GP1	10:43.296	4	D.N.F.	81.21	2:36.957
33	3	Neil PERKINS		Maserati 6CM	11:36.366	4	D.N.F.	75.02	2:51.033
23	5	Tony WOOD		Cooper-Bristol Mk I 6/52	7:46.909	3	D.N.F.	83.75	2:34.194
32	8	Wolfgang FRIEDRICHS		Aston Martin DBR4	5:33.756	2	D.N.F.	77.81	2:46.248
35	1	Geraint OWEN		Bugatti T35B	5:57.886	2	D.N.F.	72.56	2:54.836
25	8	Tony DITHERIDGE		BRM P25	2:44.170	1	D.N.F.	78.17	2:44.170

### FASTEST LAP

1	7	Philip WALKER		Lotus 16	2:30.344	5	87.37mph	140.61kph
2	8	Rod JOLLEY		Lister Jaguar Monzanapolis	2:32.603	4	86.08mph	138.53kph
4	5	Will NUTHALL		Cooper Bristol MkII 4/53	2:33.630	4	85.50mph	137.60kph
6	2	Duncan RICKETTS		ERA GP1	2:36.957	3	83.69mph	134.69kph
36	1	Frank STIPPLER		Maserati 8CM	2:40.357	7	81.92mph	131.83kph
28	1	Crispin HARRIS		AC Monoposto	2:42.989	8	80.59mph	129.70kph
44	6	Alexander BOSWELL		Ferrari 625A	2:44.247	3	79.98mph	128.71kph
10	4	Charles MCCABE		ERA R5B	2:46.711	6	78.79mph	126.81kph
33	3	Neil PERKINS		Maserati 6CM	2:51.033	3	76.80mph	123.60kph

Weather/Track: Sun/Dry

These results are provisional until the conclusion of any judicial and technical matters.

Silverstone

Circuit Length = 3.6490 miles.

Start: 15:51 End: 16:11

Clerk of the Course:	Timekeeper:
----------------------	-------------

# HGPCA Pre'61 Grand Prix Cars

## RACE 20 - LAP ANALYSIS - Silverstone - 22/23/24 July 2011

<b>1</b>	<b>Philip WALKER</b>	Lotus 16
1 - 2:37.571	6 - 2:30.673	
2 - 2:31.958	7 - 2:32.471	
3 - 2:31.947	8 - 2:37.249	
4 - 2:32.745		
5 - <b>2:30.344</b>		
<b>2</b>	<b>Rod JOLLEY</b>	Lister Jaguar Monzanapolis
1 - 2:34.320	6 - 2:35.919	
2 - 2:33.628	7 - 2:32.783	
3 - 2:33.197	8 - 2:34.456	
4 - <b>2:32.603</b>		
5 - 2:34.720		
<b>3</b>	<b>Stephan RETTENMAIER</b>	Alfa Romeo P3
1 - 3:10.758	6 - 3:05.800	
2 - <b>3:04.472</b>	7 - 3:08.094	
3 - 3:05.777		
4 - 3:06.161		
5 - 3:08.711		
<b>4</b>	<b>Will NUTHALL</b>	Cooper Bristol MkII 4/53
1 - 2:38.394	6 - 2:35.602	
2 - 2:34.560	7 - 2:34.005	
3 - 2:33.748	8 - 2:34.764	
4 - <b>2:33.630</b>		
5 - 2:34.032		
<b>5</b>	<b>Richard PILKINGTON</b>	Talbot Lago T26
1 - 2:51.512	6 - 2:45.047	
2 - 2:45.282	7 - <b>2:44.665</b>	
3 - 2:45.563	8 - 2:46.789	
4 - 2:46.716		
5 - 2:46.169		
<b>6</b>	<b>Duncan RICKETTS</b>	ERA GP1
1 - 2:43.761		
2 - 2:38.310		
3 - <b>2:36.957</b>		
4 - 2:44.268		

Weather/Track: Sun/Dry

www.mstworld.com

Page 1 of 5

Silverstone  
Circuit Length = 3.6490 miles.  
Start: 15:51 End: 16:11

Printed - 16:19 Sunday, 24 July 2011

# HGPCA Pre'61 Grand Prix Cars

## RACE 20 - LAP ANALYSIS - Silverstone - 22/23/24 July 2011

(contd.)

<b>10</b>	<b>Charles MCCABE</b>	ERA R5B
1 -	2:59.452	6 - <b>2:46.711</b>
2 -	2:48.552	7 - 2:48.119
3 -	2:47.710	
4 -	2:55.019P	
5 -	3:22.220	
<b>11</b>	<b>John CLARK</b>	Aston Martin DBR4
1 -	2:52.690	6 - 2:35.933
2 -	2:39.073	7 - 2:36.850
3 -	2:35.921	8 - 2:37.001
4 -	2:35.722	
5 -	<b>2:35.692</b>	
<b>18</b>	<b>Michael STEELE</b>	Connaught C type
1 -	2:37.915	6 - <b>2:33.457</b>
2 -	2:34.469	7 - 2:33.681
3 -	2:33.873	8 - 2:33.891
4 -	2:33.767	
5 -	2:33.721	
<b>19</b>	<b>Paul GRANT</b>	Cooper-Bristol Mk II 3/53
1 -	2:44.750	6 - 2:38.382
2 -	2:40.612	7 - 2:36.549
3 -	2:37.831	8 - <b>2:35.616</b>
4 -	2:37.981	
5 -	2:37.614	
<b>21</b>	<b>Ian NUTHALL</b>	Alta F2
1 -	2:39.221	6 - 2:34.721
2 -	2:34.807	7 - <b>2:33.739</b>
3 -	2:34.259	8 - 2:34.692
4 -	2:34.920	
5 -	2:34.982	
<b>22</b>	<b>Allan MILES</b>	Maserati 250F CM7
1 -	2:35.486	6 - 2:36.487
2 -	2:35.402	7 - <b>2:33.198</b>
3 -	2:34.397	8 - 2:35.512
4 -	2:33.478	
5 -	2:34.584	

Weather/Track: Sun/Dry

www.mstworld.com

Page 2 of 5

Silverstone  
Circuit Length = 3.6490 miles.  
Start: 15:51 End: 16:11

Printed - 16:19 Sunday, 24 July 2011

# HGPCA Pre'61 Grand Prix Cars

## RACE 20 - LAP ANALYSIS - Silverstone - 22/23/24 July 2011

(contd.)

<b>23</b>	<b>Tony WOOD</b>	Cooper-Bristol Mk I 6/52
1 - 2:38.241 2 - 2:34.474 3 - <b>2:34.194</b>		
<b>24</b>	<b>Jonathan HARMER</b>	Cooper Bristol Mk II
1 - 3:04.495    6 - 2:53.837 2 - 2:55.280    7 - 2:55.262 3 - 2:54.129 4 - 2:54.053 5 - <b>2:52.945</b>		
<b>25</b>	<b>Tony DITHERIDGE</b>	BRM P25
1 - <b>2:44.170</b>		
<b>28</b>	<b>Crispin HARRIS</b>	AC Monoposto
1 - 2:57.854    6 - 2:44.931 2 - 2:46.095    7 - 2:43.628 3 - 2:45.669    8 - <b>2:42.989</b> 4 - 2:46.596 5 - 2:44.868		
<b>32</b>	<b>Wolfgang FRIEDRICHS</b>	Aston Martin DBR4
1 - <b>2:46.248</b> 2 - 2:47.508P		
<b>33</b>	<b>Neil PERKINS</b>	Maserati 6CM
1 - 3:00.238 2 - 2:53.243 3 - <b>2:51.033</b> 4 - 2:51.852		

Weather/Track: Sun/Dry

[www.mstworld.com](http://www.mstworld.com)

Page 3 of 5

Silverstone  
Circuit Length = 3.6490 miles.  
Start: 15:51    End: 16:11

Printed - 16:19 Sunday, 24 July 2011

# HGPCA Pre'61 Grand Prix Cars

## RACE 20 - LAP ANALYSIS - Silverstone - 22/23/24 July 2011

(contd.)

<b>34</b>	<b>John BUSSEY</b>	Cooper T43
1 - 2:50.021	6 - 2:42.179	
2 - 2:44.337	7 - <b>2:40.695</b>	
3 - 2:41.236	8 - 2:41.947	
4 - 2:42.214		
5 - 2:42.494		
<b>35</b>	<b>Geraint OWEN</b>	Bugatti T35B
1 - <b>2:54.836</b>		
2 - 3:03.050P		
<b>36</b>	<b>Frank STIPPLER</b>	Maserati 8CM
1 - 2:47.982	6 - 2:41.006	
2 - 2:41.940	7 - <b>2:40.357</b>	
3 - 2:42.290	8 - 2:43.360	
4 - 2:41.488		
5 - 2:42.126		
<b>37</b>	<b>David CLEWLEY</b>	Cooper-Alta Mk II
1 - 2:54.013	6 - 2:45.712	
2 - 2:45.307	7 - <b>2:44.740</b>	
3 - 2:45.125	8 - 2:45.907	
4 - 2:44.918		
5 - 2:46.406		
<b>40</b>	<b>Rupert WOOD</b>	Cooper T43
1 - 2:45.960	6 - 2:37.528	
2 - 2:39.688	7 - 2:36.388	
3 - 2:38.162	8 - <b>2:36.363</b>	
4 - 2:38.914		
5 - 2:38.591		
<b>41</b>	<b>Brian MAILE</b>	Cooper T41
1 - 3:03.536	6 - 2:51.813	
2 - 2:53.389	7 - 2:53.805	
3 - 2:52.341	8 - 2:53.411	
4 - <b>2:50.780</b>		
5 - 2:52.659		

Weather/Track: Sun/Dry

www.mstworld.com

Page 4 of 5

Silverstone  
Circuit Length = 3.6490 miles.  
Start: 15:51 End: 16:11

Printed - 16:19 Sunday, 24 July 2011



# HGPCA Pre'61 Grand Prix Cars

## RACE 20 - LAP ANALYSIS - Silverstone - 22/23/24 July 2011

(contd.)

<b>44</b>	<b>Alexander BOSWELL</b>	Ferrari 625A
1 - 2:52.554	6 - 2:44.847	
2 - 2:44.838	7 - 2:44.804	
3 - <b>2:44.247</b>	8 - 2:46.691	
4 - 2:47.102		
5 - 2:46.093		
<b>45</b>	<b>Scotty TAYLOR</b>	Cooper T45
1 - 2:49.552	6 - 2:41.351	
2 - 2:43.725	7 - 2:41.319	
3 - <b>2:41.233</b>	8 - 2:42.634	
4 - 2:42.006		
5 - 2:42.271		
<b>47</b>	<b>Eddie MCGUIRE</b>	Gordini 23S
1 - 3:00.476	6 - 2:46.042	
2 - 2:49.593	7 - 2:46.380	
3 - 2:46.032		
4 - 2:48.718		
5 - <b>2:45.915</b>		
<b>51</b>	<b>Stephen SHOOSMITH</b>	Bugatti T51
1 - 3:02.583	6 - 2:54.714	
2 - 2:53.474	7 - 2:55.380	
3 - <b>2:52.337</b>		
4 - 2:56.087		
5 - 2:55.075		
<b>57</b>	<b>Fred HARPER</b>	Kurtis KK500G
1 - 2:44.981	6 - 2:39.756	
2 - 2:39.416	7 - 2:37.119	
3 - <b>2:35.927</b>	8 - 2:37.227	
4 - 2:36.198		
5 - 2:37.912		
<b>75</b>	<b>Niamh MCGUIRE</b>	Cooper Bristol
1 - 3:02.929	6 - 2:45.776	
2 - 2:49.227	7 - 2:46.097	
3 - <b>2:44.482</b>	8 - 2:52.079	
4 - 2:47.160		
5 - 2:45.114		

Weather/Track: Sun/Dry

www.mstworld.com

Page 5 of 5

Silverstone  
Circuit Length = 3.6490 miles.  
Start: 15:51 End: 16:11

Printed - 16:19 Sunday, 24 July 2011

# HGPCA Pre'61 Grand Prix Cars

## RACE 20 - LAP CHART - Silverstone - 22/23/24 July 2011

Lap 1			Lap 2			Lap 3			Lap 4			Lap 5		
No	Behind	Laptime	No	Behind	Laptime	No	Behind	Laptime	No	Behind	Laptime	No	Behind	Laptime
2		2:34.320	2		2:33.628	2		2:33.197	2		2:32.603	1		2:30.344
22	1.166	2:35.486	1	1.581	2:31.958	1	0.331	2:31.947	1	0.473	2:32.745	2	3.903	2:34.720
1	3.251	2:37.571	22	2.940	2:35.402	22	4.140	2:34.397	22	5.015	2:33.478	22	8.782	2:34.584
18	3.595	2:37.915	18	4.436	2:34.469	18	5.112	2:33.873	18	6.276	2:33.767	18	9.180	2:33.721
23	3.921	2:38.241	23	4.767	2:34.474	4	5.557	2:33.748	4	6.584	2:33.630	4	9.799	2:34.032
4	4.074	2:38.394	4	5.006	2:34.560	23	5.764	2:34.194	21	9.459	2:34.920	21	13.624	2:34.982
21	4.901	2:39.221	21	6.080	2:34.807	21	7.142	2:34.259	57	22.774	2:36.198	57	29.869	2:37.912
6	9.441	2:43.761	6	14.123	2:38.310	6	17.883	2:36.957	19	27.426	2:37.981	19	34.223	2:37.614
25	9.850	2:44.170	57	16.449	2:39.416	57	19.179	2:35.927	40	28.976	2:38.914	11	34.533	2:35.692
19	10.430	2:44.750	19	17.414	2:40.612	19	22.048	2:37.831	6	29.548	2:44.268	40	36.750	2:38.591
57	10.661	2:44.981	40	17.700	2:39.688	40	22.665	2:38.162	11	29.658	2:35.722	36	51.261	2:42.126
40	11.640	2:45.960	36	21.974	2:41.940	11	26.539	2:35.921	36	39.952	2:41.488	45	54.222	2:42.271
32	11.928	2:46.248	11	23.815	2:39.073	36	31.067	2:42.290	45	42.768	2:42.006	34	55.737	2:42.494
36	13.662	2:47.982	32	25.808	2:47.508P	45	33.365	2:41.233	34	44.060	2:42.214	44	1:10.269	2:46.093
45	15.232	2:49.552	45	25.329	2:43.725	34	34.449	2:41.236	44	54.993	2:47.102	5	1:10.677	2:46.169
34	15.701	2:50.021	34	26.410	2:44.337	44	40.494	2:44.247	5	55.325	2:46.716	37	1:11.204	2:46.406
5	17.192	2:51.512	5	28.846	2:45.282	5	41.212	2:45.563	37	55.615	2:44.918	28	1:16.517	2:44.868
44	18.234	2:52.554	44	29.444	2:44.838	37	43.300	2:45.125	28	1:02.466	2:46.596	75	1:24.347	2:45.114
11	18.370	2:52.690	37	31.372	2:45.307	28	48.473	2:45.669	75	1:10.050	2:47.160	47	1:26.169	2:45.915
37	19.693	2:54.013	28	36.001	2:46.095	10	54.569	2:47.710	47	1:11.071	2:48.718	41	1:48.140	2:52.659
35	20.516	2:54.836	10	40.056	2:48.552	47	54.956	2:46.032	10	1:16.985	2:55.019P	51	1:54.991	2:55.075
28	23.534	2:57.854	47	42.121	2:49.593	75	55.493	2:44.482	33	1:22.618	2:51.852	24	1:56.337	2:52.945
10	25.132	2:59.452	75	44.208	2:49.227	33	1:03.369	2:51.033	41	1:26.298	2:50.780	10	2:08.388	3:22.220
33	25.918	3:00.238	33	45.533	2:53.243	51	1:07.249	2:52.337	51	1:30.733	2:56.087			
47	26.156	3:00.476	51	48.109	2:53.474	41	1:08.121	2:52.341	24	1:34.209	2:54.053			
51	28.263	3:02.583	41	48.977	2:53.389	24	1:12.759	2:54.129	3	2:13.420	3:06.161			
75	28.609	3:02.929	35	49.938	3:03.050P	3	1:39.862	3:05.777						
41	29.216	3:03.536	24	51.827	2:55.280									
24	30.175	3:04.495	3	1:07.282	3:04.472									
3	36.438	3:10.758												

Weather/Track: Sun/Dry

www.mstworld.com

Page 1 of 2

Silverstone  
Circuit Length = 3.6490 miles.  
Start: 15:51 End: 16:11

Printed - 16:19 Sunday, 24 July 2011

# HGPCA Pre'61 Grand Prix Cars

## RACE 20 - LAP CHART - Silverstone - 22/23/24 July 2011

(contd.)

Lap 6			Lap 7			Lap 8			Lap 9			Lap 10		
No	Behind	Laptime	No	Behind	Laptime	No	Behind	Laptime	No	Behind	Laptime	No	Behind	Laptime
1		2:30.673	1		2:32.471	1		2:37.249						
2	9.149	2:35.919	2	9.461	2:32.783	10	1 LAP	2:48.119						
18	11.964	2:33.457	18	13.174	2:33.681	51	1 LAP	2:55.380						
22	14.596	2:36.487	22	15.323	2:33.198	24	1 LAP	2:55.262						
4	14.728	2:35.602	4	16.262	2:34.005	2	6.668	2:34.456						
21	17.672	2:34.721	21	18.940	2:33.739	18	9.816	2:33.891						
3	1 LAP	3:08.711	57	43.600	2:37.119	22	13.586	2:35.512						
57	38.952	2:39.756	11	44.172	2:36.850	4	13.777	2:34.764						
11	39.793	2:35.933	19	46.010	2:36.549	21	16.383	2:34.692						
19	41.932	2:38.382	40	47.522	2:36.388	57	43.578	2:37.227						
40	43.605	2:37.528	3	1 LAP	3:05.800	11	43.924	2:37.001						
36	1:01.594	2:41.006	36	1:09.480	2:40.357	19	44.377	2:35.616						
45	1:04.900	2:41.351	45	1:13.748	2:41.319	40	46.636	2:36.363						
34	1:07.243	2:42.179	34	1:15.467	2:40.695	36	1:15.591	2:43.360						
44	1:24.443	2:44.847	44	1:36.776	2:44.804	45	1:19.133	2:42.634						
5	1:25.051	2:45.047	5	1:37.245	2:44.665	34	1:20.165	2:41.947						
37	1:26.243	2:45.712	37	1:38.512	2:44.740	3	1 LAP	3:08.094						
28	1:30.775	2:44.931	28	1:41.932	2:43.628	44	1:46.218	2:46.691						
75	1:39.450	2:45.776	75	1:53.076	2:46.097	5	1:46.785	2:46.789						
47	1:41.538	2:46.042	47	1:55.447	2:46.380	37	1:47.170	2:45.907						
41	2:09.280	2:51.813	41	2:30.614	2:53.805	28	1:47.672	2:42.989						
51	2:19.032	2:54.714				75	2:07.906	2:52.079						
24	2:19.501	2:53.837				41	2:46.776	2:53.411						
10	2:24.426	2:46.711												

Weather/Track: Sun/Dry

www.mstworld.com

Page 2 of 2

Silverstone  
Circuit Length = 3.6490 miles.  
Start: 15:51 End: 16:11

Printed - 16:19 Sunday, 24 July 2011

# World Sports Car Masters

## RACE 21 - QUALIFYING - Silverstone - 22/23/24 July 2011

POS	NO	CL	DRIVER(S)	CAR	TIME	LAPS	GAP	MPH
1	14		RODBryant/Bryant	Lola T70 Mk3b	2:09.584	11		101.37
2	6		RODVoyazides/Hadfield	Lola T70 Mk3b	2:11.032	13	1.448	100.25
3	27		SIF Albuquerque/Stretton	Chevron B16	2:11.977	12	2.393	99.53
4	44		MARHall/Padmore	Lola T212	2:12.014	10	2.430	99.50
5	10		MARRossi Di Montelera	Abarth Osella PA1	2:12.063	10	2.479	99.47
6	33		RODHart	Lola T70 Mk3b	2:12.865	12	3.281	98.87
7	64		MARHancock/Hancock	Lola T212	2:13.272	13	3.688	98.56
8	21		RODTandy	Lola T70 Mk3b (C)	2:13.884	6	4.300	98.11
9	58		RODLynn	Lola T70	2:14.900	10	5.316	97.37
10	81		RODBeighton/Finnemore	Lola T70 Mk3b	2:15.324	12	5.740	97.07
11	24		HUL Wills/Radisch	McLaren M1B	2:15.610	11	6.026	96.86
12	98		MARGathercole/Caton	Lola T290	2:15.794	4	6.210	96.73
13	55		HUL Buncombe/Pearson	Ford GT40	2:16.208	9	6.624	96.44
14	18		RODKnapfield	Ferrari 512M	2:16.247	6	6.663	96.41
15	66		BONCottingham/Cottingham	Chevron B8	2:17.767	12	8.183	95.35
16	8		RODMIens	Lola T70 Mk3b	2:17.863	5	8.279	95.28
17	22		MARWatt	Coldwell C14	2:18.008	8	8.424	95.18
18	50		BONKjallgren/Littlejohn	Daren Mk2	2:18.459	12	8.875	94.87
19	60		RODBailly	Lola T70 Mk3	2:18.493	13	8.909	94.85
20	34		SIF Middleton	Taydec Mk3	2:18.983	12	9.399	94.51
21	31		SIF Lyons/Lyons	Chevron B16	2:19.027	11	9.443	94.48
22	11		SIF Wrigley	Chevron B16	2:19.182	9	9.598	94.38
23	19		BONIngram/Chiles Jnr	Chevron B8	2:19.229	11	9.645	94.35
24	45		BONHammond/Greensall	Chevron B8	2:19.672	11	10.088	94.05
25	72		SIF Bott	Chevron B16 (C)	2:19.772	11	10.188	93.98
26	62		SIF Carrington-Yates	Chevron B16	2:20.223	7	10.639	93.68
27	97		SIF Schlesinger	Chevron B19	2:20.308	12	10.724	93.62
28	4		BONWatson/O'Connell	Chevron B8	2:20.382	11	10.798	93.57
29	1		BONMinshaw/Roberts	Chevron B8	2:21.086	10	11.502	93.10
30	86		HUL Forsbrey/Newall	Ford GT40	2:21.666	13	12.082	92.72
31	65		HUL Bennett	McLaren M1B	2:21.689	12	12.105	92.71
32	16		HUL Jolly/Farthing	Cooper Monaco T61M	2:22.202	8	12.618	92.37
33	23		BAR Pearson	Lotus 23B	2:23.178	9	13.594	91.74
34	53		MARAudi/Mahmoud	Lola T212	2:23.232	11	13.648	91.71
35	40		RODBall	Ford GT40	2:23.706	11	14.122	91.41
36	36		PES Bates	Porsche 911 RSR	2:24.122	11	14.538	91.14
37	95		BONBianchi/Wrigley	Chevron B8	2:24.503	11	14.919	90.90
38	26		HUL Beaumont/Bronson	McLaren M1B	2:24.930	9	15.346	90.64
39	80		PES Hoole/Maydon	Alfa Romeo TT33	2:25.890	10	16.306	90.04
40	3		BONSmithies	Chevron B8	2:26.029	9	16.445	89.95
41	37		SIF Casey/Caton	Chevron B16	2:26.351	11	16.767	89.76
42	61		BONWard	Chevron B8	2:26.580	12	16.996	89.61
43	71		HUL Henderson/Williams	Ford GT40	2:28.022	5	18.438	88.74
44	74		PES Howells	Porsche 911 RSR	2:28.191	11	18.607	88.64
45	91		HUL Bladon	McLaren M1A	2:28.889	12	19.305	88.22
46	7		SIF Lienau	Chevron B16	2:29.011	7	19.427	88.15
47	43		BARNewman	Lotus 23B	2:29.714	11	20.130	87.74
48	12		PES Hallford/Crudgington	Chevrolet Corvette	2:31.165	10	21.581	86.90
49	69		BAR Eyears/Hall	Elva Mk 7	2:34.470	11	24.886	85.04
50	68		PES Cooke	Porsche 911 RSR	2:36.241	11	26.657	84.07
51	51		SIF Cousins/Colman	Chevron B23	2:54.087	3	44.503	75.45

Car 2 completed 1 lap pit lap.. CAR 10 SHOWING 13 SIDE NUMBER, PLEASE CORRECT.  
 Weather/Track: Cloud/Dry. CARS 1, 31, 12, 53 NEED TRANSPONDERS Q12.2.1 REFERS.  
 These results are provisional until the conclusion of any judicial and technical matters.

Silverstone  
 Circuit Length = 3.6490 miles.  
 Start: 17:00 End: 17:30

Clerk of the Course:		Timekeeper:
----------------------	--	-------------

# World Sports Car Masters

## RACE 21 - QUALIFYING LAP ANALYSIS - Silverstone - 22/23/24 July 2011

<b>1</b>	<b>Minshaw/Roberts</b>	Chevron B8
1 - X:00.000	6 - 2:34.404P	
2 - 2:34.128	7 - 3:46.541	
3 - 2:21.955	8 - 2:27.406P	
4 - <b>2:21.086</b>	9 - 4:30.039	
5 - 2:23.888	10 - 2:29.408P	
<b>2</b>	<b>Wills/Twyman</b>	McLaren M1C
1 - X:00.000P		
<b>3</b>	<b>Smithies</b>	Chevron B8
1 - X:00.000	6 - 2:29.387	
2 - 2:34.069	7 - <b>2:26.029</b>	
3 - 2:32.408	8 - 2:30.482	
4 - 2:46.353	9 - 2:49.220P	
5 - 2:28.642		
<b>4</b>	<b>Watson/O'Connell</b>	Chevron B8
1 - X:00.000	6 - 2:30.130	11 - <b>2:20.382</b>
2 - 2:18.634P	7 - 2:25.043	
3 - 4:18.111	8 - 2:22.856	
4 - 2:25.420	9 - 2:21.012	
5 - 2:23.643	10 - 2:21.281	
<b>6</b>	<b>Voyazides/Hadfield</b>	Lola T70 Mk3b
1 - X:00.000	6 - 2:13.793	11 - 2:48.064
2 - 2:14.459	7 - 2:11.331	12 - <b>2:11.032</b>
3 - 2:11.929	8 - 2:12.048	13 - 2:13.599
4 - 2:18.743	9 - 2:16.265	
5 - 2:11.915	10 - 2:17.699P	
<b>7</b>	<b>Lienau</b>	Chevron B16
1 - X:00.000	6 - 2:33.967	
2 - 2:40.804	7 - 2:48.456P	
3 - 2:36.020		
4 - 2:39.440		
5 - <b>2:29.011</b>		
<b>8</b>	<b>Miens</b>	Lola T70 Mk3b
1 - X:00.000		
2 - 2:23.355		
3 - 2:17.899		
4 - 2:20.726		
5 - <b>2:17.863</b>		

Reserve, Car 62.

Weather/Track:Cloud/Dry. CARS 1, 31, 12, 53 NEED TRANSPONDERS Q12.2.1 REFERS.

# World Sports Car Masters

## RACE 21 - QUALIFYING LAP ANALYSIS - Silverstone - 22/23/24 July 2011

(contd.)

<b>10</b>	<b>Rossi Di Montelera</b>	Abarth Osella PA1
1 - X:00.000	6 - 2:39.087	
2 - 2:32.472	7 - 4:25.809	
3 - 2:38.335	8 - <b>2:12.063</b>	
4 - 2:16.672	9 - 2:14.232	
5 - 4:27.930	10 - 2:12.680	
<b>11</b>	<b>Wrigley</b>	Chevron B16
1 - X:00.000	6 - 4:16.301	
2 - 2:30.570	7 - <b>2:19.182</b>	
3 - 2:28.477	8 - 2:21.508	
4 - 2:22.231	9 - 2:23.728P	
5 - 2:20.507P		
<b>12</b>	<b>Hallford/Crudginton</b>	Chevrolet Corvette
1 - X:00.000	6 - 5:23.851	
2 - <b>2:31.165</b>	7 - 2:41.564	
3 - 2:32.125	8 - 2:40.170	
4 - 2:34.381	9 - 2:41.780	
5 - 2:32.087P	10 - 2:56.595P	
<b>13</b>	<b>Lynn</b>	Ferrari 512 S
<b>14</b>	<b>Bryant/Bryant</b>	Lola T70 Mk3b
1 - X:00.000	6 - 2:12.455	11 - 2:21.453P
2 - 2:22.578	7 - <b>2:09.584</b>	
3 - 2:17.817	8 - 2:11.230	
4 - 2:12.437	9 - 2:09.870	
5 - 2:13.952	10 - 2:10.574	
<b>16</b>	<b>Jolly/Farthing</b>	Cooper Monaco T61M
1 - X:00.000	6 - 4:21.426	
2 - 2:25.292	7 - 2:24.710	
3 - 2:22.244	8 - 2:37.860P	
4 - <b>2:22.202</b>		
5 - 2:31.658P		
<b>18</b>	<b>Knapfield</b>	Ligier JS2
1 - X:00.000	6 - 2:29.129P	
2 - 2:16.560		
3 - <b>2:16.247</b>		
4 - 2:18.311		
5 - 2:25.627		

Reserve, Car 62.

Weather/Track: Cloud/Dry. CARS 1, 31, 12, 53 NEED TRANSPONDERS Q12.2.1 REFERS.

# World Sports Car Masters

## RACE 21 - QUALIFYING LAP ANALYSIS - Silverstone - 22/23/24 July 2011

(contd.)

<b>19</b>	<b>Ingram/Chiles Jnr</b>	Chevron B8
1 - X:00.000	6 - 2:22.815	11 - 2:20.724
2 - 2:26.874	7 - 2:20.604	
3 - 2:27.852	8 - 2:19.425	
4 - 2:33.356P	9 - <b>2:19.229</b>	
5 - 4:14.747	10 - 2:19.338	
<b>21</b>	<b>Tandy</b>	Lola T70 Mk3b (C)
1 - X:00.000	6 - 2:16.014	
2 - 2:24.920		
3 - 2:18.032		
4 - 2:15.205		
5 - <b>2:13.884</b>		
<b>22</b>	<b>Watt</b>	Coldwell C14
1 - X:00.000	6 - 2:18.872	
2 - 2:38.865	7 - 2:18.133	
3 - 3:00.857P	8 - <b>2:18.008</b>	
4 - X:00.000		
5 - 2:19.817		
<b>23</b>	<b>Pearson</b>	Lotus 23B
1 - X:00.000	6 - 2:25.706	
2 - 2:23.506	7 - 2:24.515	
3 - <b>2:23.178</b>	8 - 2:24.830	
4 - 2:42.174P	9 - 2:36.493P	
5 - 6:28.085		
<b>24</b>	<b>Wills/Radisch</b>	McLaren M1B
1 - X:00.000	6 - 2:17.361	11 - 2:31.525P
2 - 2:22.148	7 - 2:29.897P	
3 - 2:32.667	8 - 4:00.683	
4 - 2:23.548	9 - 2:17.864	
5 - 2:19.181	10 - <b>2:15.610</b>	
<b>26</b>	<b>Beaumont/Bronson</b>	McLaren M1B
1 - X:00.000	6 - 6:14.502	
2 - 2:27.452	7 - <b>2:24.930</b>	
3 - 2:31.490	8 - 2:27.676	
4 - 2:27.553	9 - 2:31.492P	
5 - 2:31.657P		
<b>27</b>	<b>Albuquerque/Stretton</b>	Chevron B16
1 - X:00.000	6 - 2:37.080P	11 - 2:12.920
2 - 2:29.611	7 - 3:43.086	12 - <b>2:11.977</b>
3 - 2:28.731	8 - 2:14.233	
4 - 2:26.141	9 - 2:14.752	
5 - 2:25.505	10 - 2:13.765	

Reserve, Car 62.

Weather/Track:Cloud/Dry. CARS 1, 31, 12, 53 NEED TRANSPONDERS Q12.2.1 REFERS.

# World Sports Car Masters

## RACE 21 - QUALIFYING LAP ANALYSIS - Silverstone - 22/23/24 July 2011

(contd.)

<b>31</b>	<b>Lyons/Lyons</b>	Chevron B16
1 - X:00.000	6 - 2:32.965P	11 - 2:19.402
2 - 2:40.678	7 - 4:10.106	
3 - 2:35.025	8 - 2:20.959	
4 - 2:38.367	9 - 2:19.520	
5 - 2:32.589	10 - <b>2:19.027</b>	
<b>33</b>	<b>Hart</b>	Lola T70 Mk3b
1 - X:00.000	6 - 2:14.007	11 - <b>2:12.865</b>
2 - 2:18.535	7 - 2:16.115	12 - 2:13.572
3 - 2:15.426	8 - 2:25.869P	
4 - 2:14.547	9 - 4:28.108	
5 - 2:15.297	10 - 2:13.980	
<b>34</b>	<b>Middleton</b>	Taydec Mk3
1 - X:00.000	6 - 3:55.518	11 - 2:22.334
2 - 2:24.663	7 - 2:20.957	12 - 2:19.353
3 - 2:25.726	8 - 2:20.466	
4 - 2:25.657	9 - <b>2:18.983</b>	
5 - 2:24.211P	10 - 2:20.906	
<b>36</b>	<b>Bates</b>	Porsche 911 RSR
1 - X:00.000	6 - 4:56.436	11 - <b>2:24.122</b>
2 - 2:36.643	7 - 2:32.857	
3 - 2:27.947	8 - 2:25.834	
4 - 2:28.439	9 - 2:35.552	
5 - 2:30.319P	10 - 2:27.704	
<b>37</b>	<b>Casey/Caton</b>	Chevron B16
1 - X:00.000	6 - 2:32.490	11 - 2:28.352
2 - 2:34.211	7 - 2:29.891	
3 - 2:38.950	8 - <b>2:26.351</b>	
4 - 2:43.159P	9 - 2:28.623	
5 - 5:31.146	10 - 2:28.001	
<b>40</b>	<b>Ball</b>	Ford GT40
1 - X:00.000	6 - 2:30.522P	11 - 2:33.207
2 - 2:31.638	7 - 4:25.020	
3 - 2:28.208	8 - 2:29.512	
4 - 2:28.997	9 - <b>2:23.706</b>	
5 - 2:25.958	10 - 2:24.364	
<b>43</b>	<b>Newman</b>	Lotus 23B
1 - X:00.000	6 - 2:32.648	11 - 2:30.014
2 - 2:34.708	7 - 2:30.663	
3 - 2:38.585	8 - 2:29.960	
4 - 2:33.896	9 - <b>2:29.714</b>	
5 - 2:33.899	10 - 2:30.512	

Reserve, Car 62.

Weather/Track:Cloud/Dry. CARS 1, 31, 12, 53 NEED TRANSPONDERS Q12.2.1 REFERS.



# World Sports Car Masters

## RACE 21 - QUALIFYING LAP ANALYSIS - Silverstone - 22/23/24 July 2011

(contd.)

<b>44</b>	Hall/Padmore	Lola T212
1 - X:00.000P	6 - 2:14.757	
2 - 7:06.388	7 - 2:16.830P	
3 - 2:12.937	8 - 3:57.646	
4 - <b>2:12.014</b>	9 - 2:20.939	
5 - 2:19.900	10 - 2:20.071	
<b>45</b>	Hammond/Greensall	Chevron B8
1 - X:00.000	6 - 2:30.646P	11 - <b>2:19.672</b>
2 - 2:31.876	7 - 3:42.701	
3 - 2:29.010	8 - 2:21.824	
4 - 2:29.070	9 - 2:23.430	
5 - 2:29.638	10 - 2:20.847	
<b>50</b>	Kjallgren/Littlejohn	Daren Mk2
1 - X:00.000	6 - 2:26.550	11 - 2:29.409
2 - 2:28.710	7 - 2:33.241P	12 - <b>2:18.459</b>
3 - 2:27.360	8 - 4:03.285	
4 - 2:27.624	9 - 2:18.487	
5 - 2:27.437	10 - 2:27.443	
<b>51</b>	Cousins/Colman	Chevron B23
1 - X:00.000		
2 - 3:08.461		
3 - <b>2:54.087</b>		
<b>53</b>	Audi/Mahmoud	Lola T212
1 - X:00.000	6 - 2:27.914	11 - <b>2:23.232</b>
2 - 2:56.928	7 - 2:53.392P	
3 - 2:30.741	8 - 3:59.118	
4 - 2:26.389	9 - 2:27.230	
5 - 2:24.914	10 - 2:25.218	
<b>55</b>	Buncombe/Pearson	Ford GT40
1 - X:00.000	6 - 9:32.434	
2 - 2:18.937	7 - 2:23.546	
3 - 2:20.434	8 - <b>2:16.208</b>	
4 - 2:18.690	9 - 2:28.266P	
5 - 2:05.084P		
<b>58</b>	Lynn	Lola T70
1 - X:00.000	6 - 4:50.002	
2 - 2:24.538	7 - 2:16.310	
3 - 2:17.695	8 - 2:15.854	
4 - <b>2:14.900</b>	9 - 2:15.285	
5 - 2:27.529P	10 - 2:22.391P	

Reserve, Car 62.

Weather/Track:Cloud/Dry. CARS 1, 31, 12, 53 NEED TRANSPONDERS Q12.2.1 REFERS.

# World Sports Car Masters

## RACE 21 - QUALIFYING LAP ANALYSIS - Silverstone - 22/23/24 July 2011

(contd.)

<b>60</b>	<b>Bailly</b>	Lola T70 Mk3			
1 -	X:00.000	6 -	2:21.331	11 -	2:25.752
2 -	2:20.582	7 -	2:22.480	12 -	2:20.794
3 -	<b>2:18.493</b>	8 -	2:19.869	13 -	2:19.144
4 -	2:19.482	9 -	2:20.956		
5 -	2:32.208	10 -	2:19.912		
<b>61</b>	<b>Ward</b>	Chevron B8			
1 -	X:00.000	6 -	2:32.422	11 -	2:27.374
2 -	2:32.865	7 -	2:27.767	12 -	2:27.153
3 -	2:29.382	8 -	2:30.778		
4 -	2:32.063	9 -	<b>2:26.580</b>		
5 -	2:28.501	10 -	2:27.986		
<b>62</b>	<b>Carrington-Yates</b>	Chevron B16			
1 -	X:00.000	6 -	2:22.155		
2 -	2:24.716	7 -	3:10.173P		
3 -	2:22.708				
4 -	2:24.476				
5 -	<b>2:20.223</b>				
<b>64</b>	<b>Hancock/Hancock</b>	Lola T212			
1 -	X:00.000	6 -	2:16.596	11 -	2:14.954
2 -	2:24.172	7 -	2:15.853	12 -	2:13.487
3 -	2:18.666	8 -	2:16.511	13 -	2:13.999
4 -	2:18.531	9 -	2:14.128		
5 -	2:14.776	10 -	<b>2:13.272</b>		
<b>65</b>	<b>Bennett</b>	McLaren M1B			
1 -	X:00.000	6 -	2:25.880	11 -	<b>2:21.689</b>
2 -	2:24.163	7 -	2:25.305	12 -	2:22.628
3 -	2:33.355	8 -	2:23.313		
4 -	2:26.344	9 -	2:24.977		
5 -	2:26.064	10 -	2:28.089		
<b>66</b>	<b>Cottingham/Cottingham</b>	Chevron B8			
1 -	X:00.000	6 -	2:26.016	11 -	2:19.339
2 -	2:28.480	7 -	2:26.070P	12 -	<b>2:17.767</b>
3 -	2:29.874	8 -	3:34.088		
4 -	2:28.359	9 -	2:20.826		
5 -	2:26.668	10 -	2:20.722		
<b>68</b>	<b>Cooke</b>	Porsche 911 RSR			
1 -	X:00.000	6 -	2:47.940	11 -	2:36.628
2 -	2:47.452	7 -	2:45.122		
3 -	2:42.522	8 -	2:40.557		
4 -	2:39.567	9 -	<b>2:36.241</b>		
5 -	2:39.142	10 -	2:37.412		

Reserve, Car 62.

Weather/Track:Cloud/Dry. CARS 1, 31, 12, 53 NEED TRANSPONDERS Q12.2.1 REFERS.

# World Sports Car Masters

## RACE 21 - QUALIFYING LAP ANALYSIS - Silverstone - 22/23/24 July 2011

(contd.)

<b>69</b>	<b>Eyears/Hall</b>	Elva Mk 7
1 - X:00.000	6 - 3:58.741	11 - 2:35.952
2 - 2:39.158	7 - 2:42.223	
3 - 2:41.672	8 - 2:38.357	
4 - 2:42.854	9 - 2:35.073	
5 - 2:42.515P	10 - <b>2:34.470</b>	
<b>71</b>	<b>Henderson/Williams</b>	Ford GT40
1 - X:00.000		
2 - 2:36.254		
3 - 2:29.432		
4 - <b>2:28.022</b>		
5 - 2:25.156P		
<b>72</b>	<b>Bott</b>	Chevron B16 (C)
1 - X:00.000	6 - 2:23.438	11 - 2:46.562P
2 - 2:39.012	7 - 2:21.897	
3 - 2:26.130	8 - 2:21.042	
4 - 2:24.581	9 - 2:20.038	
5 - 2:22.412	10 - <b>2:19.772</b>	
<b>74</b>	<b>Howells</b>	Porsche 911 RSR
1 - X:00.000	6 - 2:31.567P	11 - 2:30.384
2 - 2:34.499	7 - 4:20.235	
3 - 2:32.667	8 - 2:48.595	
4 - 2:30.352	9 - 2:32.090	
5 - 2:31.811	10 - <b>2:28.191</b>	
<b>80</b>	<b>Hoole/Maydon</b>	Alfa Romeo TT33
1 - X:00.000	6 - 4:48.867	
2 - 2:31.345	7 - 2:42.063	
3 - <b>2:25.890</b>	8 - 2:40.096	
4 - 2:26.994	9 - 2:36.039	
5 - 2:37.995P	10 - 2:36.163	
<b>81</b>	<b>Beighton/Finnemore</b>	Lola T70 Mk3b
1 - X:00.000	6 - 2:26.271P	11 - 2:15.843
2 - 2:21.542	7 - 3:36.076	12 - 2:15.581
3 - 2:21.519	8 - 2:17.145	
4 - 2:19.947	9 - 2:18.603	
5 - 2:37.084	10 - <b>2:15.324</b>	
<b>86</b>	<b>Forsbrey/Newall</b>	Ford GT40
1 - X:00.000	6 - 2:22.340	11 - 2:21.819
2 - 2:23.436	7 - 2:22.337	12 - 2:22.601
3 - 2:24.486	8 - 2:24.099	13 - 2:22.789
4 - 2:23.518	9 - 2:24.191	
5 - 2:23.233	10 - <b>2:21.666</b>	

Reserve, Car 62.

Weather/Track:Cloud/Dry. CARS 1, 31, 12, 53 NEED TRANSPONDERS Q12.2.1 REFERS.

# World Sports Car Masters

## RACE 21 - QUALIFYING LAP ANALYSIS - Silverstone - 22/23/24 July 2011 (contd.)

<b>91</b>	<b>Bladon</b>	McLaren M1A
1 - X:00.000	6 - 2:30.877	11 - 2:30.123
2 - 2:37.966	7 - 2:33.176	12 - 2:30.439
3 - 2:40.674	8 - 2:30.443	
4 - 2:33.417	9 - <b>2:28.889</b>	
5 - 2:33.580	10 - 2:29.312	
<b>95</b>	<b>Bianchi/Wrigley</b>	Chevron B8
1 - X:00.000	6 - 2:26.652	11 - 2:29.958P
2 - 2:30.779	7 - <b>2:24.503</b>	
3 - 2:45.592P	8 - 2:27.668	
4 - 4:26.824	9 - 2:25.831	
5 - 2:27.431	10 - 2:25.599	
<b>97</b>	<b>Schlesinger</b>	Chevron B19
1 - X:00.000	6 - 2:31.896	11 - 2:20.377
2 - 2:31.674	7 - 2:22.546	12 - 2:30.614
3 - 2:28.449	8 - 2:23.916	
4 - 2:28.784	9 - 2:21.693	
5 - 2:25.886	10 - <b>2:20.308</b>	
<b>98</b>	<b>Gathercole/Caton</b>	Lola T290
1 - X:00.000		
2 - <b>2:15.794</b>		
3 - 2:28.108		
4 - 2:27.002P		

Reserve, Car 62.

Weather/Track: Cloud/Dry. CARS 1, 31, 12, 53 NEED TRANSPONDERS Q12.2.1 REFERS.

Silverstone

Circuit Length = 3.6490 miles.

Start: 17:00 End: 17:30

Printed - 20:05 Friday, 22 July 2011

# World Sports Car Masters

## RACE 21 - GRID - AMENDED - Silverstone - 22/23/24 July 2011

ROW  
25  
ROW  
24  
ROW  
23  
ROW  
22  
ROW  
21  
ROW  
20  
ROW  
19  
ROW  
18  
ROW  
17  
ROW  
16  
ROW  
15  
ROW  
14  
ROW  
13  
ROW  
12  
ROW  
11  
ROW  
10  
ROW  
9  
ROW  
8  
ROW  
7  
ROW  
6  
ROW  
5  
ROW  
4  
ROW  
3  
ROW  
2  
ROW  
1

51	Cousins/Colman	68	Cooke
69	Eyears/Hall	12	Halford/Crudgington
43	Newman	7	Lienau
91	Bladon	74	Howells
71	Henderson/Williams	61	Ward
37	Casey/Caton	3	Smithies
80	Hoole/Maydon	26	Beaumont/Bronson
95	Bianchi/Wrigley	36	Bates
40	Ball	53	Audi/Mahmoud
23	Pearson	16	Jolly/Farthing
65	Bennett	86	Forsbrey/Newall
1	Minshaw/Roberts	4	Watson/O'Connell
97	Schlesinger	62	Carrington-Yates
72	Bott	45	Hammond/Greensall
19	Ingram/Chiles Jnr	11	Wrigley
31	Lyons/Lyons	34	Middleton
60	Bailly	50	Kjallgren/Littlejohn
22	Watt	8	Miens
66	Cottingham/Cottingham	18	Knapfield
55	Buncombe/Pearson	98	Gathercole/Caton
24	Wills/Radisch	81	Beighton/Finnemore
21	Tandy	64	Hancock/Hancock
33	Hart	10	Rossi Di Montelera
44	Hall/Padmore	27	Albuquerque/Stretton
6	Voyazides/Hadfield	14	Bryant/Bryant

POLE

Car 58 withdrawn, Car 62 allowed to start.

Weather/Track: Cloud/Dry. CARS 31, 12, 53 NEED TRANSPONDERS Q12.2.1 REFERS.

These results are provisional until the conclusion of any judicial and technical matters.

Silverstone

Circuit Length = 3.6490 miles.

Start: 17:00 End: 17:30

Clerk of the Course:

Timekeeper:

# World Sports Car Masters

## RACE 21 - CLASSIFICATION - Silverstone - 22/23/24 July 2011

POS	NO	CL	DRIVER(S)	CAR	TIME	LAPS	GAP	MPH	BEST
1	14		RODBryant	Lola T70 Mk3b	52:05.264	23		96.57	2:09.397
2	6		RODVoyazides	Lola T70 Mk3b	53:07.792	23	1:02.528	94.68	2:12.519
3	10		MARRossi Di Montelera	Abarth Osella PA1	53:25.244	23	1:19.980	94.16	2:12.881
4	21		RODTandy	Lola T70 Mk3b (C)	54:18.219	23	2:12.955	92.63	2:13.802
5	24		HULRadisch/Twyman	McLaren M1B	54:19.836	23	2:14.572	92.59	2:15.577
6	64		MARHancock	Lola T212	52:12.081	22	1 LAP	92.17	2:13.694
7	44		MARHall/Padmore	Lola T212	52:21.415	22	1 LAP	91.90	2:12.377
8	18		PESKnapfield	Ligier JS2	53:05.628	22	1 LAP	90.62	2:15.618
9	4		BONWatson/O'Connell	Chevron B8	53:10.932	22	1 LAP	90.47	2:17.377
10	11		SIFWrigley	Chevron B16	53:11.360	22	1 LAP	90.46	2:17.177
11	62		SIFCarrington-Yates	Chevron B16	53:11.994	22	1 LAP	90.44	2:17.940
12	19		BONChiles Jnr/Ingram	Chevron B8	53:21.319	22	1 LAP	90.18	2:18.541
13	50		BONKjallgren/Littlejohn	Daren Mk2	53:27.729	22	1 LAP	90.00	2:14.882
14	34		SIFMiddleton	Taydec Mk3	53:55.987	22	1 LAP	89.21	2:20.777
15	72		SIFBoot	Chevron B16 (C)	54:02.910	22	1 LAP	89.02	2:20.498
16	45		BONHammond/Greensall	Chevron B8	54:17.243	22	1 LAP	88.63	2:18.299
17	66		BONCottingham/Cottingham	Chevron B8	52:06.698	21	2 LAPS	88.13	2:18.884
18	65		HULBennett	McLaren M1B	52:27.690	21	2 LAPS	87.54	2:23.195
19	37		SIFCasey	Chevron B16	52:40.088	21	2 LAPS	87.20	2:22.252
20	86		HULForsbrey	Ford GT40	52:48.462	21	2 LAPS	86.97	2:24.034
21	95		BONWigley/Bianchi	Chevron B8	53:13.440	21	2 LAPS	86.29	2:24.256
22	23		BARPearson	Lotus 23B	53:16.408	21	2 LAPS	86.21	2:24.602
23	36		PESBates	Porsche 911 RSR	53:17.330	21	2 LAPS	86.18	2:25.386
24	61		BONWard	Chevron B8	53:28.321	21	2 LAPS	85.89	2:25.564
25	31		SIFLyons/Lyons	Chevron B16	54:17.582	21	2 LAPS	84.59	2:19.336
26	91		HULBladon	McLaren M1A	54:42.097	21	2 LAPS	83.95	2:28.796
27	22		MARWatt	Coldwell C14	48:18.193	20	3 LAPS	90.54	2:16.307
28	40		RODBall	Ford GT40	50:59.121	20	3 LAPS	85.78	2:22.654
29	80		PESHoole/Maydon	Alfa Romeo TT33	52:20.248	20	3 LAPS	83.56	2:23.796
30	43		BARNewman	Lotus 23B	52:28.244	20	3 LAPS	83.35	2:29.418
31	74		PESHowells	Porsche 911 RSR	52:30.694	20	3 LAPS	83.29	2:30.608
32	71		HULWilliams/Henderson	Ford GT40	53:49.916	20	3 LAPS	81.24	2:28.356
33	69		BARYears/Hall	Elva Mk 7	53:09.174	19	4 LAPS	78.16	2:33.567
34	68		PESCooke	Porsche 911 RSR	53:48.095	19	4 LAPS	77.22	2:36.008

### NOT CLASSIFIED

16	HULJolly/Farthing	Cooper Monaco T61M	35:39.031	14	D.N.F.	85.83	2:19.966
53	MARAudi	Lola T212	30:57.475	12	D.N.F.	84.70	2:22.661
27	SIFStretton/Albuquerque	Chevron B16	24:44.283	11	D.N.F.	97.15	2:13.485
3	BONSmithies	Chevron B8	20:25.321	8	D.N.F.	85.51	2:27.263
1	BONRoberts/Minshaw	Chevron B8	19:27.320	7	D.N.F.	78.51	2:22.557
7	SIFLienau	Chevron B16	12:54.624	5	D.N.F.	84.40	2:31.222
12	PESHallford/Crudginton	Chevrolet Corvette	13:25.179	5	D.N.F.	81.19	2:30.949
8	RODMiens	Lola T70 Mk3b	8:26.059	3	D.N.F.	77.27	2:20.672
51	SIFCousins	Chevron B23	8:31.285	3	D.N.F.	76.48	2:47.979
81	RODBeighton/Finnemore	Lola T70 Mk3b		0	D.N.F.	N/A	
55	HULBuncombe/Pearson	Ford GT40		0	D.N.F.	N/A	
26	HULBeaumont/Bronson	McLaren M1B		0	D.N.F.	N/A	

### FASTEST LAP

14	RODBryant	Lola T70 Mk3b	2:09.397	21	101.52mph	163.38kph
44	MARHall/Padmore	Lola T212	2:12.377	21	99.23mph	159.70kph
27	SIFStretton/Albuquerque	Chevron B16	2:13.485	7	98.41mph	158.37kph
50	BONKjallgren/Littlejohn	Daren Mk2	2:14.882	16	97.39mph	156.73kph
24	HULRadisch/Twyman	McLaren M1B	2:15.577	12	96.89mph	155.93kph
18	PESKnapfield	Ligier JS2	2:15.618	2	96.86mph	155.88kph
23	BARPearson	Lotus 23B	2:24.602	15	90.84mph	146.20kph

Car 98 - EXCLUDED FROM MEETING (C.1.1.4)

Cars 60, 97 (Black Flag infringement), Car 33 (False start) - EXCLUDED FROM RESULT

These results are provisional until the conclusion of any judicial and technical matters.

Silverstone  
Circuit Length = 3.6490 miles.  
Start: 16:29 End: 17:21

Clerk of the Course:		Timekeeper:	
----------------------	--	-------------	--

# World Sports Car Masters

## RACE 21 - LAP ANALYSIS - Silverstone - 22/23/24 July 2011

<b>1</b>	<b>Roberts/Minshaw</b>	Chevron B8			
1 -	2:37.223	6 -	4:36.385		
2 -	2:23.835	7 -	2:31.187P		
3 -	2:23.429				
4 -	<b>2:22.557</b>				
5 -	2:32.704P				
<b>3</b>	<b>Smithies</b>	Chevron B8			
1 -	2:44.785	6 -	2:43.253		
2 -	2:28.020	7 -	2:30.683		
3 -	2:27.267	8 -	2:33.787P		
4 -	<b>2:27.263</b>				
5 -	2:30.263				
<b>4</b>	<b>Watson/O'Connell</b>	Chevron B8			
1 -	2:37.612	6 -	2:23.871	11 -	2:19.695
2 -	2:25.299	7 -	2:23.291	12 -	2:18.064
3 -	2:22.891	8 -	2:23.797P	13 -	2:18.398
4 -	2:22.056	9 -	3:47.867	14 -	2:18.449
5 -	2:24.261	10 -	2:18.922	15 -	2:19.656
				16 -	2:18.157
				17 -	2:17.860
				18 -	2:17.427
				19 -	2:17.955
				20 -	2:18.695
				21 -	<b>2:17.377</b>
				22 -	2:19.332
<b>6</b>	<b>Voyazides</b>	Lola T70 Mk3b			
1 -	2:17.992	6 -	2:15.053	11 -	2:15.704P
2 -	2:13.813	7 -	2:14.528	12 -	3:40.925
3 -	2:13.250	8 -	2:15.396	13 -	2:16.118
4 -	2:14.265	9 -	2:15.570	14 -	2:12.959
5 -	2:15.005	10 -	2:15.201	15 -	2:14.686
				16 -	2:15.326
				17 -	2:15.984
				18 -	2:15.016
				19 -	2:14.088
				20 -	<b>2:12.519</b>
<b>7</b>	<b>Lienau</b>	Chevron B16			
1 -	2:46.806				
2 -	2:31.628				
3 -	2:33.154				
4 -	2:31.814				
5 -	<b>2:31.222</b>				
<b>8</b>	<b>Miens</b>	Lola T70 Mk3b			
1 -	2:25.727				
2 -	<b>2:20.672</b>				
3 -	3:39.660P				

Car 33 (FALSE START) and Car 98 - EXCLUDED FROM RESULT  
Cars 60 and 97 - EXCLUDED FROM RESULT (BLACK FLAG INFRINGEMENT)

# World Sports Car Masters

## RACE 21 - LAP ANALYSIS - Silverstone - 22/23/24 July 2011

(contd.)

<b>10</b>	<b>Rossi Di Montelera</b>	Abarth Osella PA1							
1 -	2:30.506	6 -	2:14.254	11 -	2:11.718P	16 -	2:12.974	21 -	2:13.087
2 -	2:16.541	7 -	2:13.457	12 -	3:39.726	17 -	<b>2:12.881</b>	22 -	2:15.355
3 -	2:17.938	8 -	2:21.346	13 -	2:15.077	18 -	2:15.288	23 -	2:16.517
4 -	2:13.538	9 -	2:15.526	14 -	2:13.675	19 -	2:16.846		
5 -	2:15.566	10 -	2:15.074	15 -	2:13.721	20 -	2:14.633		
<b>11</b>	<b>Wrigley</b>	Chevron B16							
1 -	2:33.184	6 -	2:21.090	11 -	2:19.184	16 -	<b>2:17.177</b>	21 -	2:18.376
2 -	2:26.877	7 -	2:20.145	12 -	2:19.895	17 -	2:19.361	22 -	2:20.078
3 -	2:23.600	8 -	2:20.648	13 -	2:18.568P	18 -	2:20.194		
4 -	2:19.224	9 -	2:22.417	14 -	3:50.537	19 -	2:20.648		
5 -	2:20.496	10 -	2:21.213	15 -	2:19.570	20 -	2:18.878		
<b>12</b>	<b>Hallford/Crudginton</b>	Chevrolet Corvette							
1 -	2:49.870								
2 -	<b>2:30.949</b>								
3 -	2:35.892								
4 -	2:31.616								
5 -	2:56.852P								
<b>14</b>	<b>Bryant</b>	Lola T70 Mk3b							
1 -	2:14.056	6 -	2:12.850	11 -	2:13.701	16 -	2:11.604	21 -	<b>2:09.397</b>
2 -	2:13.359	7 -	2:12.415	12 -	2:10.853	17 -	2:09.770	22 -	2:09.971
3 -	2:11.308	8 -	2:12.795	13 -	2:13.283P	18 -	2:10.892	23 -	2:12.113
4 -	2:11.448	9 -	2:11.750	14 -	3:43.765	19 -	2:11.558		
5 -	2:12.343	10 -	2:12.554	15 -	2:13.109	20 -	2:10.370		
<b>16</b>	<b>Jolly/Farthing</b>	Cooper Monaco T61M							
1 -	2:34.216	6 -	2:20.113	11 -	2:25.315				
2 -	2:21.917	7 -	<b>2:19.966</b>	12 -	2:24.273				
3 -	2:23.392	8 -	2:24.828P	13 -	2:27.950				
4 -	2:21.400	9 -	3:55.825	14 -	2:54.647P				
5 -	2:20.730	10 -	2:24.459						
<b>18</b>	<b>Knapfield</b>	Ligier JS2							
1 -	2:21.067	6 -	2:21.510	11 -	2:20.880	16 -	2:19.653	21 -	2:22.133
2 -	<b>2:15.618</b>	7 -	2:23.644	12 -	2:20.498P	17 -	2:22.856	22 -	2:21.549
3 -	2:17.246	8 -	2:20.721	13 -	3:50.932	18 -	2:21.904		
4 -	2:20.931	9 -	2:20.468	14 -	2:19.091	19 -	2:22.769		
5 -	2:22.547	10 -	2:19.478	15 -	2:18.849	20 -	2:21.284		

Car 33 (FALSE START) and Car 98 - EXCLUDED FROM RESULT  
Cars 60 and 97 - EXCLUDED FROM RESULT (BLACK FLAG INFRINGEMENT)

Silverstone  
Circuit Length = 3.6490 miles.  
Start: 16:29 End: 17:21



# World Sports Car Masters

## RACE 21 - LAP ANALYSIS - Silverstone - 22/23/24 July 2011

(contd.)

<b>19</b>	<b>Chiles Jnr/Ingram</b>	<b>Chevron B8</b>							
1 -	2:31.927	6 -	<b>2:18.541</b>	11 -	2:19.001	16 -	2:20.987	21 -	2:23.552
2 -	2:23.266	7 -	2:19.445	12 -	2:18.816	17 -	2:21.736	22 -	2:21.400
3 -	2:22.116	8 -	2:20.089	13 -	2:18.730P	18 -	2:21.862		
4 -	2:22.315	9 -	2:19.656	14 -	3:52.458	19 -	2:23.041		
5 -	2:20.086	10 -	2:19.113	15 -	2:22.150	20 -	2:21.032		
<b>21</b>	<b>Tandy</b>	<b>Lola T70 Mk3b (C)</b>							
1 -	2:52.608	6 -	2:16.376	11 -	2:15.073	16 -	2:16.776	21 -	2:15.433
2 -	2:22.931	7 -	2:16.002	12 -	2:16.234	17 -	2:14.840	22 -	2:13.937
3 -	2:18.778	8 -	2:16.740	13 -	2:16.940P	18 -	2:15.826	23 -	<b>2:13.802</b>
4 -	2:20.360	9 -	2:15.496	14 -	3:40.694	19 -	2:13.894		
5 -	2:19.163	10 -	2:15.604	15 -	2:15.749	20 -	2:14.963		
<b>22</b>	<b>Watt</b>	<b>Coldwell C14</b>							
1 -	2:24.684	6 -	2:17.353	11 -	2:20.196	16 -	2:16.888		
2 -	2:22.104	7 -	2:20.493	12 -	2:21.556	17 -	<b>2:16.307</b>		
3 -	2:20.467	8 -	2:21.409	13 -	2:17.032	18 -	2:18.837		
4 -	2:18.824	9 -	2:20.211	14 -	2:20.337P	19 -	2:17.174		
5 -	2:19.177	10 -	2:19.548	15 -	3:47.288	20 -	2:38.308P		
<b>23</b>	<b>Pearson</b>	<b>Lotus 23B</b>							
1 -	2:41.268	6 -	2:26.414	11 -	2:28.865	16 -	2:25.210	21 -	2:26.211
2 -	2:28.139	7 -	2:27.481	12 -	2:26.519	17 -	2:26.046		
3 -	2:26.865	8 -	2:28.733P	13 -	2:26.055	18 -	2:27.610		
4 -	2:26.588	9 -	4:05.702	14 -	2:25.086	19 -	2:26.846		
5 -	2:28.317	10 -	2:27.268	15 -	<b>2:24.602</b>	20 -	2:26.583		
<b>24</b>	<b>Radisch/Twyman</b>	<b>McLaren M1B</b>							
1 -	2:22.850	6 -	2:18.231	11 -	2:15.951	16 -	2:17.383	21 -	2:18.791
2 -	2:17.735	7 -	2:17.050	12 -	<b>2:15.577</b>	17 -	2:17.891	22 -	2:19.323
3 -	2:16.888	8 -	2:17.183	13 -	2:16.479	18 -	2:17.817	23 -	2:19.434
4 -	2:18.019	9 -	2:16.848P	14 -	2:18.960	19 -	2:17.087		
5 -	2:18.088	10 -	3:46.246	15 -	2:17.688	20 -	2:18.317		
<b>26</b>	<b>Beaumont/Bronson</b>	<b>McLaren M1B</b>							

Car 33 (FALSE START) and Car 98 - EXCLUDED FROM RESULT  
Cars 60 and 97 - EXCLUDED FROM RESULT (BLACK FLAG INFRINGEMENT)

Silverstone  
Circuit Length = 3.6490 miles.  
Start: 16:29 End: 17:21

# World Sports Car Masters

## RACE 21 - LAP ANALYSIS - Silverstone - 22/23/24 July 2011

(contd.)

<b>27</b>	<b>Stretton/Albuquerque</b>	<b>Chevron B16</b>			
1 - 2:19.507	6 - 2:15.170	11 - 2:14.022P			
2 - 2:16.264	7 - <b>2:13.485</b>				
3 - 2:14.411	8 - 2:14.527				
4 - 2:14.779	9 - 2:14.636				
5 - 2:13.824	10 - 2:13.658				
<b>31</b>	<b>Lyons/Lyons</b>	<b>Chevron B16</b>			
1 - 2:43.353	6 - 6:07.905	11 - 2:20.638	16 - 2:20.198	21 - 2:22.118	
2 - 2:31.810	7 - 2:21.728	12 - 2:19.482	17 - 2:19.395		
3 - 2:37.276	8 - 2:22.126	13 - 2:20.664	18 - 2:20.048		
4 - 2:32.980	9 - 2:20.405	14 - 2:20.034	19 - <b>2:19.336</b>		
5 - 2:37.480P	10 - 2:20.845	15 - 2:19.510	20 - 2:20.251		
<b>33</b>	<b>Hart</b>	<b>Lola T70 Mk3b</b>			
1 - 2:16.918	6 - 2:14.920				
2 - 2:13.557	7 - 2:14.938				
3 - <b>2:13.420</b>	8 - 2:13.781P				
4 - 2:14.786					
5 - 2:14.845					
<b>34</b>	<b>Middleton</b>	<b>Taydec Mk3</b>			
1 - 2:31.512	6 - 2:20.937	11 - 3:49.619	16 - 2:22.217	21 - 2:21.945	
2 - 2:22.292	7 - 2:20.833	12 - 2:22.115	17 - 2:22.314	22 - 2:22.290	
3 - 2:25.020	8 - <b>2:20.777</b>	13 - 2:23.739	18 - 2:24.438		
4 - 2:21.632	9 - 2:22.570	14 - 2:22.568	19 - 2:22.365		
5 - 2:21.899	10 - 2:30.313P	15 - 2:22.459	20 - 2:22.133		
<b>36</b>	<b>Bates</b>	<b>Porsche 911 RSR</b>			
1 - 2:44.505	6 - 2:26.950	11 - 2:27.627	16 - 2:26.403	21 - 2:26.351	
2 - 2:31.877	7 - 2:26.390	12 - 2:25.843	17 - 2:26.467		
3 - 2:28.666	8 - 2:28.823P	13 - 2:28.418	18 - 2:26.048		
4 - 2:27.197	9 - 3:55.097	14 - 2:26.257	19 - 2:28.330		
5 - 2:26.139	10 - 2:26.981	15 - 2:27.575	20 - <b>2:25.386</b>		
<b>37</b>	<b>Casey</b>	<b>Chevron B16</b>			
1 - 2:45.221	6 - 2:24.483	11 - 3:50.947	16 - 2:26.543	21 - 2:23.191	
2 - 2:28.904	7 - 2:25.194	12 - 2:24.947	17 - 2:24.750		
3 - 2:27.735	8 - 2:25.272	13 - 2:23.637	18 - <b>2:22.252</b>		
4 - 2:27.867	9 - 2:30.484	14 - 2:23.312	19 - 2:23.899		
5 - 2:27.446	10 - 2:28.264P	15 - 2:22.537	20 - 2:23.203		

Car 33 (FALSE START) and Car 98 - EXCLUDED FROM RESULT  
Cars 60 and 97 - EXCLUDED FROM RESULT (BLACK FLAG INFRINGEMENT)

Silverstone  
Circuit Length = 3.6490 miles.  
Start: 16:29 End: 17:21

# World Sports Car Masters

## RACE 21 - LAP ANALYSIS - Silverstone - 22/23/24 July 2011

(contd.)

<b>40</b>	<b>Ball</b>	Ford GT40				
1 - 2:38.592	6 - 2:24.373	11 - 2:26.276	16 - 2:25.444			
2 - 2:25.834	7 - 2:23.252	12 - 2:27.358	17 - 2:26.548			
3 - 2:25.241	8 - <b>2:22.654</b>	13 - 2:26.969	18 - 2:25.600			
4 - 2:36.135	9 - 2:48.921P	14 - 2:28.109	19 - 2:25.404			
5 - 2:24.994	10 - 3:51.089	15 - 2:23.687	20 - 2:42.641			
<b>43</b>	<b>Newman</b>	Lotus 23B				
1 - 2:49.414	6 - <b>2:29.418</b>	11 - 2:31.611	16 - 2:31.650			
2 - 2:33.576	7 - 2:34.140P	12 - 2:31.259	17 - 2:31.912			
3 - 2:34.052	8 - 4:01.369	13 - 2:32.077	18 - 2:30.294			
4 - 2:32.388	9 - 2:33.995	14 - 2:29.736	19 - 2:31.240			
5 - 2:33.090	10 - 2:31.478	15 - 2:33.288	20 - 2:32.257			
<b>44</b>	<b>Hall/Padmore</b>	Lola T212				
1 - 2:24.196	6 - 2:20.788	11 - 2:20.230	16 - 2:13.000	21 - <b>2:12.377</b>		
2 - 2:19.181	7 - 2:23.487	12 - 2:21.843P	17 - 2:16.872	22 - 2:15.140		
3 - 2:17.069	8 - 2:21.252	13 - 4:05.981	18 - 2:15.735			
4 - 2:17.584	9 - 2:21.501	14 - 2:15.174	19 - 2:13.681			
5 - 2:20.532	10 - 2:18.422	15 - 2:13.677	20 - 2:13.693			
<b>45</b>	<b>Hammond/Greensall</b>	Chevron B8				
1 - 2:36.752	6 - 2:25.313	11 - 2:25.824	16 - 2:20.455	21 - 2:19.060		
2 - 2:26.853	7 - 2:25.085	12 - 2:25.590	17 - 2:18.949	22 - 2:20.067		
3 - 2:26.933	8 - 2:24.260	13 - 2:26.055	18 - 2:18.574			
4 - 2:27.185	9 - 2:26.992	14 - 2:25.746P	19 - 2:18.959			
5 - 2:27.274	10 - 2:24.966	15 - 3:48.052	20 - <b>2:18.299</b>			
<b>50</b>	<b>Kjallgren/Littlejohn</b>	Daren Mk2				
1 - 2:32.662	6 - 2:25.183	11 - 3:46.588	16 - <b>2:14.882</b>	21 - 2:18.034		
2 - 2:27.276	7 - 2:26.520	12 - 2:18.266	17 - 2:17.736	22 - 2:16.700		
3 - 2:26.375	8 - 2:25.576	13 - 2:16.682	18 - 2:17.274			
4 - 2:26.737	9 - 2:26.207	14 - 2:16.341	19 - 2:15.989			
5 - 2:28.167	10 - 2:32.267P	15 - 2:16.241	20 - 2:16.026			
<b>51</b>	<b>Cousins</b>	Chevron B23				
1 - 2:55.202						
2 - <b>2:47.979</b>						
3 - 2:48.104P						

Car 33 (FALSE START) and Car 98 - EXCLUDED FROM RESULT  
Cars 60 and 97 - EXCLUDED FROM RESULT (BLACK FLAG INFRINGEMENT)

# World Sports Car Masters

## RACE 21 - LAP ANALYSIS - Silverstone - 22/23/24 July 2011

(contd.)

<b>53</b>	<b>Audi</b>	Lola T212				
1 -	2:40.660	6 -	2:23.614	11 -	<b>2:22.661</b>	
2 -	2:27.278	7 -	2:23.708	12 -	2:32.489P	
3 -	2:23.726	8 -	2:23.855			
4 -	2:24.309	9 -	2:32.339P			
5 -	2:23.811	10 -	3:59.025			
<b>55</b>	<b>Buncombe/Pearson</b>	Ford GT40				
<b>60</b>	<b>Bailly</b>	Lola T70 Mk3				
1 -	2:34.541	6 -	2:19.860	11 -	2:18.317	
2 -	2:23.740	7 -	2:21.159	12 -	2:18.527P	
3 -	2:20.198	8 -	2:18.243	13 -	3:27.417	
4 -	2:18.615	9 -	2:18.970	14 -	2:20.193	
5 -	2:18.258	10 -	2:21.810	15 -	2:18.606	
16 -	<b>2:18.053</b>	17 -	2:22.786P			
<b>61</b>	<b>Ward</b>	Chevron B8				
1 -	2:44.074	6 -	2:30.540	11 -	3:53.145	
2 -	2:27.830	7 -	2:27.694	12 -	<b>2:25.564</b>	
3 -	2:27.386	8 -	2:28.776	13 -	2:25.576	
4 -	2:27.578	9 -	2:29.661	14 -	2:26.328	
5 -	2:26.307	10 -	2:30.004P	15 -	2:27.118	
				16 -	2:28.348	
				17 -	2:27.252	
				18 -	2:27.157	
				19 -	2:29.140	
				20 -	2:30.338	
21 -	2:28.505					
<b>62</b>	<b>Carrington-Yates</b>	Chevron B16				
1 -	2:32.843	6 -	2:18.714	11 -	2:19.126	
2 -	2:22.085	7 -	2:20.407	12 -	2:20.039	
3 -	2:22.021	8 -	2:20.111	13 -	2:23.334P	
4 -	2:22.901	9 -	2:21.815	14 -	3:49.322	
5 -	2:20.572	10 -	2:18.930	15 -	2:20.379	
				16 -	2:20.091	
				17 -	2:20.154	
				18 -	2:20.231	
				19 -	2:21.205	
				20 -	2:20.094	
				21 -	2:19.680	
				22 -	<b>2:17.940</b>	
<b>64</b>	<b>Hancock</b>	Lola T212				
1 -	2:18.911	6 -	2:16.464	11 -	<b>2:13.694</b>	
2 -	2:15.304	7 -	2:14.355	12 -	2:17.331	
3 -	2:15.174	8 -	2:15.401	13 -	2:16.874	
4 -	2:16.499	9 -	2:15.027	14 -	2:16.510P	
5 -	2:16.558	10 -	2:19.116	15 -	4:16.205	
				16 -	2:17.346	
				17 -	2:20.043	
				18 -	2:18.075	
				19 -	2:16.215	
				20 -	2:23.072	
				21 -	2:16.985	
				22 -	2:16.922	

Car 33 (FALSE START) and Car 98 - EXCLUDED FROM RESULT  
Cars 60 and 97 - EXCLUDED FROM RESULT (BLACK FLAG INFRINGEMENT)

# World Sports Car Masters

## RACE 21 - LAP ANALYSIS - Silverstone - 22/23/24 July 2011

(contd.)

<b>65</b>	<b>Bennett</b>	McLaren M1B			
1 - 2:40.385	6 - 2:24.415	11 - 3:45.414	16 - <b>2:23.195</b>	21 - 2:24.875	
2 - 2:25.029	7 - 2:23.887	12 - 2:26.244	17 - 2:24.572		
3 - 2:25.913	8 - 2:24.565	13 - 2:29.104	18 - 2:23.464		
4 - 2:27.067	9 - 2:24.971	14 - 2:24.706	19 - 2:24.763		
5 - 2:25.721	10 - 2:31.757P	15 - 2:23.499	20 - 2:24.144		
<b>66</b>	<b>Cottingham/Cottingham</b>	Chevron B8			
1 - 2:27.690	6 - 2:21.632	11 - 2:20.659	16 - 2:25.731	21 - 2:33.321	
2 - 2:22.222	7 - 2:22.646	12 - 2:20.262	17 - 2:28.553		
3 - 2:22.145	8 - 2:19.926	13 - 2:24.075P	18 - 2:28.249		
4 - 2:21.943	9 - 2:19.805	14 - 4:02.562	19 - 2:25.948		
5 - 2:22.497	10 - <b>2:18.884</b>	15 - 2:26.501	20 - 2:31.447		
<b>68</b>	<b>Cooke</b>	Porsche 911 RSR			
1 - 2:56.752	6 - 2:37.724	11 - 2:40.570	16 - 2:37.589		
2 - 2:38.834	7 - 2:39.381P	12 - 2:37.602	17 - 2:37.996		
3 - 2:40.181	8 - 4:05.142	13 - 2:38.108	18 - 2:37.326		
4 - 4:37.493	9 - 2:36.027	14 - 2:37.629	19 - <b>2:36.008</b>		
5 - 2:40.074	10 - 2:36.943	15 - 2:36.716			
<b>69</b>	<b>Eyears/Hall</b>	Elva Mk 7			
1 - 2:53.750	6 - 2:41.575	11 - 3:12.593	16 - <b>2:33.567</b>		
2 - 2:40.180	7 - 2:46.285	12 - 2:38.302	17 - 2:35.740		
3 - 2:41.441	8 - 2:40.933	13 - 2:37.077	18 - 2:33.794		
4 - 2:40.728	9 - 2:46.974P	14 - 2:35.477	19 - 2:36.091		
5 - 2:43.604	10 - 4:34.743	15 - 2:36.320			
<b>71</b>	<b>Williams/Henderson</b>	Ford GT40			
1 - 2:48.301	6 - 2:29.230	11 - 2:42.414	16 - 2:39.138		
2 - 2:31.474	7 - <b>2:28.356</b>	12 - 2:40.457	17 - 2:38.714		
3 - 2:31.239	8 - 2:28.494	13 - 2:40.100	18 - 2:38.557		
4 - 2:29.348	9 - 2:38.768P	14 - 2:38.421	19 - 2:41.233		
5 - 2:30.159	10 - 4:20.305	15 - 2:38.858	20 - 2:36.350		
<b>72</b>	<b>Boot</b>	Chevron B16 (C)			
1 - 2:30.049	6 - 2:20.542	11 - 2:20.908	16 - 2:21.103	21 - 2:27.444	
2 - 2:25.576	7 - 2:22.034	12 - 2:21.623	17 - 2:21.752	22 - 2:31.439	
3 - 2:24.305	8 - 2:22.221	13 - 2:22.725	18 - 2:22.259		
4 - 2:22.766	9 - <b>2:20.498</b>	14 - 2:23.326P	19 - 2:23.791		
5 - 2:21.943	10 - 2:22.150	15 - 3:47.338	20 - 2:27.118		

Car 33 (FALSE START) and Car 98 - EXCLUDED FROM RESULT  
Cars 60 and 97 - EXCLUDED FROM RESULT (BLACK FLAG INFRINGEMENT)

Silverstone  
Circuit Length = 3.6490 miles.  
Start: 16:29 End: 17:21

# World Sports Car Masters

## RACE 21 - LAP ANALYSIS - Silverstone - 22/23/24 July 2011

(contd.)

<b>74</b>	<b>Howells</b>	Porsche 911 RSR							
1 -	2:50.997	6 -	2:32.531	11 -	2:31.282	16 -	2:34.103		
2 -	2:32.536	7 -	2:32.363	12 -	2:31.961	17 -	2:30.739		
3 -	2:33.050	8 -	2:30.294P	13 -	2:33.700	18 -	2:31.371		
4 -	2:34.251	9 -	3:51.779	14 -	2:34.836	19 -	<b>2:30.608</b>		
5 -	2:32.466	10 -	2:32.393	15 -	2:35.939	20 -	2:33.495		
<b>80</b>	<b>Hoole/Maydon</b>	Alfa Romeo TT33							
1 -	2:46.434	6 -	<b>2:23.796</b>	11 -	4:48.673	16 -	2:30.132		
2 -	2:31.585	7 -	2:24.564	12 -	2:35.967	17 -	2:30.425		
3 -	2:26.053	8 -	2:23.896	13 -	2:33.861	18 -	2:30.432		
4 -	2:24.884	9 -	2:24.996	14 -	2:34.923	19 -	2:31.062		
5 -	2:26.360	10 -	2:29.183P	15 -	2:32.233	20 -	2:30.789		
<b>81</b>	<b>Beighton/Finnemore</b>	Lola T70 Mk3b							
<b>86</b>	<b>Forsbrey</b>	Ford GT40							
1 -	2:38.745	6 -	2:25.096	11 -	3:54.066	16 -	2:28.992	21 -	2:25.919
2 -	2:25.900	7 -	2:25.535	12 -	2:28.286	17 -	2:24.800		
3 -	2:26.118	8 -	2:25.099	13 -	2:25.030	18 -	2:24.425		
4 -	2:27.837	9 -	2:26.470	14 -	<b>2:24.034</b>	19 -	2:25.314		
5 -	2:26.973	10 -	2:30.868P	15 -	2:24.457	20 -	2:24.498		
<b>91</b>	<b>Bladon</b>	McLaren M1A							
1 -	2:46.151	6 -	2:31.844	11 -	2:30.450	16 -	2:30.660	21 -	2:38.034
2 -	2:31.536	7 -	2:32.895	12 -	2:32.811P	17 -	2:31.889		
3 -	2:32.932	8 -	2:32.669	13 -	3:50.889	18 -	<b>2:28.796</b>		
4 -	2:32.645	9 -	2:32.194	14 -	2:32.367	19 -	2:31.337		
5 -	2:30.886	10 -	2:30.248	15 -	2:29.367	20 -	2:31.497		
<b>95</b>	<b>Wigley/Bianchi</b>	Chevron B8							
1 -	2:42.636	6 -	2:25.519	11 -	2:25.438	16 -	2:25.660	21 -	2:27.681
2 -	2:27.802	7 -	2:26.184	12 -	2:26.804	17 -	2:26.380		
3 -	2:29.178	8 -	2:27.650P	13 -	2:28.384	18 -	2:25.560		
4 -	2:26.467	9 -	4:05.859	14 -	2:26.566	19 -	2:25.415		
5 -	2:26.253	10 -	2:25.342	15 -	<b>2:24.256</b>	20 -	2:28.406		

Car 33 (FALSE START) and Car 98 - EXCLUDED FROM RESULT  
Cars 60 and 97 - EXCLUDED FROM RESULT (BLACK FLAG INFRINGEMENT)

# World Sports Car Masters

## RACE 21 - LAP ANALYSIS - Silverstone - 22/23/24 July 2011

(contd.)

<b>97</b>	<b>Schlesinger</b>	Chevron B19			
1 - 2:33.758	6 - 2:20.997	11 - 3:28.325	16 - 2:20.976		
2 - 2:25.128	7 - 2:22.849	12 - 2:24.141	17 - 2:22.526		
3 - 2:21.966	8 - 2:21.659	13 - 2:23.185	18 - 2:21.529		
4 - 2:21.436	9 - 2:20.363	14 - 2:21.383	19 - 2:34.743P		
5 - 2:20.884	10 - 2:55.246P	15 - <b>2:18.756</b>			
<b>98</b>	<b>Gathercole/Caton</b>	Lola T290			
1 - 2:19.975	6 - 2:16.627				
2 - 2:15.167	7 - 3:43.235P				
3 - <b>2:13.684</b>					
4 - 2:27.317					
5 - 2:17.663					

Car 33 (FALSE START) and Car 98 - EXCLUDED FROM RESULT  
Cars 60 and 97 - EXCLUDED FROM RESULT (BLACK FLAG INFRINGEMENT)

# World Sports Car Masters

## RACE 21 - LAP CHART - Silverstone - 22/23/24 July 2011

Lap 1			Lap 2			Lap 3			Lap 4			Lap 5		
No	Behind	Laptime	No	Behind	Laptime	No	Behind	Laptime	No	Behind	Laptime	No	Behind	Laptime
14		2:14.056	14		2:13.359	14		2:11.308	14		2:11.448	14		2:12.343
33	2.862	2:16.918	33	3.060	2:13.557	33	5.172	2:13.420	33	8.510	2:14.786	33	11.012	2:14.845
6	3.936	2:17.992	6	4.390	2:13.813	6	6.332	2:13.250	6	9.149	2:14.265	6	11.811	2:15.005
64	4.855	2:18.911	64	6.800	2:15.304	98	10.103	2:13.684	27	14.790	2:14.779	27	16.271	2:13.824
27	5.451	2:19.507	98	7.727	2:15.167	64	10.666	2:15.174	64	15.717	2:16.499	64	19.932	2:16.558
98	5.919	2:19.975	27	8.356	2:16.264	27	11.459	2:14.411	18	24.691	2:20.931	24	31.066	2:18.088
18	7.011	2:21.067	18	9.270	2:15.618	18	15.208	2:17.246	24	25.321	2:18.019	98	31.292	2:17.663
24	8.794	2:22.850	24	13.170	2:17.735	24	18.750	2:16.888	98	25.972	2:27.317	10	31.575	2:15.566
44	10.140	2:24.196	44	15.962	2:19.181	44	21.723	2:17.069	44	27.859	2:17.584	18	34.895	2:22.547
22	10.628	2:24.684	8	18.984	2:20.672	10	26.262	2:17.938	10	28.352	2:13.538	44	36.048	2:20.532
8	11.671	2:25.727	22	19.373	2:22.104	22	28.532	2:20.467	22	35.908	2:18.824	22	42.742	2:19.177
66	13.634	2:27.690	10	19.632	2:16.541	66	33.334	2:22.145	66	43.829	2:21.943	60	52.838	2:18.258
72	15.993	2:30.049	66	22.497	2:22.222	62	38.226	2:22.021	60	46.923	2:18.615	66	53.983	2:22.497
10	16.450	2:30.506	34	26.389	2:22.292	19	38.586	2:22.116	19	49.453	2:22.315	19	57.196	2:20.086
34	17.456	2:31.512	62	27.513	2:22.085	60	39.756	2:20.198	62	49.679	2:22.901	62	57.908	2:20.572
19	17.871	2:31.927	19	27.778	2:23.266	34	40.101	2:25.020	34	50.285	2:21.632	16	59.141	2:20.730
50	18.606	2:32.662	72	28.210	2:25.576	16	40.802	2:23.392	16	50.754	2:21.400	34	59.841	2:21.899
62	18.787	2:32.843	16	28.718	2:21.917	72	41.207	2:24.305	97	52.117	2:21.436	97	1:00.658	2:20.884
11	19.128	2:33.184	60	30.866	2:23.740	97	42.129	2:21.966	72	52.525	2:22.766	11	1:00.867	2:20.496
97	19.702	2:33.758	97	31.471	2:25.128	11	44.938	2:23.600	11	52.714	2:19.224	72	1:02.125	2:21.943
16	20.160	2:34.216	50	32.523	2:27.276	1	45.764	2:23.429	1	56.873	2:22.557	4	1:09.605	2:24.261
60	20.485	2:34.541	11	32.646	2:26.877	4	47.079	2:22.891	4	57.687	2:22.056	21	1:11.326	2:19.163
45	22.696	2:36.752	1	33.643	2:23.835	50	47.590	2:26.375	50	1:02.879	2:26.737	1	1:17.234	2:32.704P
1	23.167	2:37.223	4	35.496	2:25.299	40	50.944	2:25.241	21	1:04.506	2:20.360	53	1:17.270	2:23.811
4	23.556	2:37.612	45	36.190	2:26.853	45	51.815	2:26.933	53	1:05.802	2:24.309	50	1:18.703	2:28.167
40	24.536	2:38.592	40	37.011	2:25.834	86	52.040	2:26.118	45	1:07.552	2:27.185	65	1:21.601	2:25.721
86	24.689	2:38.745	86	37.230	2:25.900	65	52.604	2:25.913	65	1:08.223	2:27.067	45	1:22.483	2:27.274
65	26.329	2:40.385	65	37.999	2:25.029	53	52.941	2:23.726	86	1:08.429	2:27.837	86	1:23.059	2:26.973
53	26.604	2:40.660	53	40.523	2:27.278	21	55.594	2:18.778	23	1:12.689	2:26.588	40	1:28.282	2:24.994
23	27.212	2:41.268	23	41.992	2:28.139	23	57.549	2:26.865	40	1:15.631	2:36.135	23	1:28.663	2:28.317
95	28.580	2:42.636	95	43.023	2:27.802	61	1:00.567	2:27.386	95	1:15.912	2:26.467	95	1:29.822	2:26.253
31	29.297	2:43.353	61	44.489	2:27.830	95	1:00.893	2:29.178	61	1:16.697	2:27.578	61	1:30.661	2:26.307
61	30.018	2:44.074	3	45.390	2:28.020	3	1:01.349	2:27.267	3	1:17.164	2:27.263	80	1:32.802	2:26.360
36	30.449	2:44.505	37	46.710	2:28.904	37	1:03.137	2:27.735	80	1:18.785	2:24.884	37	1:34.659	2:27.446
3	30.729	2:44.785	31	47.748	2:31.810	80	1:05.349	2:26.053	37	1:19.556	2:27.867	3	1:35.084	2:30.263
37	31.165	2:45.221	21	48.124	2:22.931	36	1:06.325	2:28.666	36	1:22.074	2:27.197	36	1:35.870	2:26.139
91	32.095	2:46.151	36	48.967	2:31.877	91	1:11.896	2:32.932	71	1:30.191	2:29.348	71	1:48.007	2:30.159
80	32.378	2:46.434	91	50.272	2:31.536	71	1:12.291	2:31.239	91	1:33.093	2:32.645	68	1 LAP	4:37.493
7	32.750	2:46.806	80	50.604	2:31.585	7	1:12.865	2:33.154	7	1:33.231	2:31.814	91	1:51.636	2:30.886
71	34.245	2:48.301	7	51.019	2:31.628	31	1:13.716	2:37.276	31	1:35.248	2:32.980	7	1:52.110	2:31.222
43	35.358	2:49.414	71	52.360	2:31.474	74	1:17.860	2:33.050	12	1:38.156	2:31.616	31	2:00.385	2:37.480P
12	35.814	2:49.870	12	53.404	2:30.949	12	1:17.988	2:35.892	43	1:39.259	2:32.388	43	2:00.006	2:33.090
74	36.941	2:50.997	43	55.575	2:33.576	43	1:18.319	2:34.052	74	1:40.663	2:34.251	74	2:00.786	2:32.466
21	38.552	2:52.608	74	56.118	2:32.536	69	1:36.648	2:41.441	69	2:05.928	2:40.728			
69	39.694	2:53.750	69	1:06.515	2:40.180	68	1:37.044	2:40.181						
51	41.146	2:55.202	68	1:08.171	2:38.834	8	1:47.336	3:39.660P						
68	42.696	2:56.752	51	1:15.766	2:47.979	51	1:52.562	2:48.104P						

Car 33 (FALSE START) and Car 98 - EXCLUDED FROM RESULT  
Cars 60 and 97 - EXCLUDED FROM RESULT (BLACK FLAG INFRINGEMENT)

Silverstone  
Circuit Length = 3.6490 miles.  
Start: 16:29 End: 17:21



# World Sports Car Masters

## RACE 21 - LAP CHART - Silverstone - 22/23/24 July 2011

(contd.)

Lap 6			Lap 7			Lap 8			Lap 9			Lap 10		
No	Behind	Laptime	No	Behind	Laptime	No	Behind	Laptime	No	Behind	Laptime	No	Behind	Laptime
14		2:12.850	14		2:12.415	14		2:12.795	14		2:11.750	14		2:12.554
12	1 LAP	2:56.852P	43	1 LAP	2:29.418	71	1 LAP	2:28.356	23	1 LAP	2:28.733P	45	1 LAP	2:26.992
33	13.082	2:14.920	68	2 LAPS	2:40.074	3	1 LAP	2:30.683	36	1 LAP	2:28.823P	43	2 LAPS	4:01.369
6	14.014	2:15.053	74	1 LAP	2:32.531	33	16.591	2:13.781P	61	1 LAP	2:28.776	86	1 LAP	2:26.470
27	18.591	2:15.170	33	15.605	2:14.938	91	1 LAP	2:32.895	6	22.548	2:15.570	80	1 LAP	2:24.996
64	23.546	2:16.464	6	16.127	2:14.528	6	18.728	2:15.396	71	1 LAP	2:28.494	37	1 LAP	2:30.484
69	1 LAP	2:43.604	27	19.661	2:13.485	27	21.393	2:14.527	27	24.279	2:14.636	40	1 LAP	2:48.921P
10	32.979	2:14.254	64	25.486	2:14.355	43	1 LAP	2:34.140P	64	31.369	2:15.027	61	1 LAP	2:29.661
98	35.069	2:16.627	10	34.021	2:13.457	74	1 LAP	2:32.363	3	1 LAP	2:33.787P	6	25.195	2:15.201
24	36.447	2:18.231	24	41.082	2:17.050	64	28.092	2:15.401	91	1 LAP	2:32.669	27	25.383	2:13.658
18	43.555	2:21.510	69	1 LAP	2:41.575	68	2 LAPS	2:37.724	74	1 LAP	2:30.294P	64	37.931	2:19.116
44	43.986	2:20.788	18	54.784	2:23.644	10	42.572	2:21.346	10	46.348	2:15.526	10	48.868	2:15.074
22	47.245	2:17.353	44	55.058	2:23.487	24	45.470	2:17.183	24	50.568	2:16.848P	71	1 LAP	2:38.768P
60	59.848	2:19.860	22	55.323	2:20.493	18	1:02.710	2:20.721	68	2 LAPS	2:39.381P	16	1 LAP	3:55.825
66	1:02.765	2:21.632	60	1:08.592	2:21.159	44	1:03.515	2:21.252	18	1:11.428	2:20.468	91	1 LAP	2:32.194
19	1:02.887	2:18.541	19	1:09.917	2:19.445	22	1:03.937	2:21.409	22	1:12.398	2:20.211	4	1 LAP	3:47.867
62	1:03.772	2:18.714	62	1:11.764	2:20.407	60	1:14.040	2:18.243	44	1:13.266	2:21.501	18	1:18.352	2:19.478
16	1:06.404	2:20.113	66	1:12.996	2:22.646	19	1:17.211	2:20.089	60	1:21.260	2:18.970	44	1:19.134	2:18.422
34	1:07.928	2:20.937	16	1:13.955	2:19.966	62	1:19.080	2:20.111	19	1:25.117	2:19.656	22	1:19.392	2:19.548
97	1:08.805	2:20.997	34	1:16.346	2:20.833	66	1:20.127	2:19.926	21	1:26.130	2:15.496	21	1:29.180	2:15.604
11	1:09.107	2:21.090	11	1:16.837	2:20.145	21	1:22.384	2:16.740	66	1:28.182	2:19.805	60	1:30.516	2:21.810
72	1:09.817	2:20.542	21	1:18.439	2:16.002	34	1:24.328	2:20.777	62	1:29.145	2:21.815	19	1:31.676	2:19.113
21	1:14.852	2:16.376	97	1:19.239	2:22.849	11	1:24.690	2:20.648	34	1:35.148	2:22.570	66	1:34.512	2:18.884
4	1:20.626	2:23.871	72	1:19.436	2:22.034	16	1:25.988	2:24.828P	11	1:35.357	2:22.417	62	1:35.521	2:18.930
53	1:28.034	2:23.614	1	1 LAP	4:36.385	69	1 LAP	2:46.285	97	1:36.716	2:20.363	11	1:44.016	2:21.213
50	1:31.036	2:25.183	4	1:31.502	2:23.291	97	1:28.103	2:21.659	72	1:37.610	2:20.498	72	1:47.206	2:22.150
65	1:33.166	2:24.415	53	1:39.327	2:23.708	72	1:28.862	2:22.221	31	2 LAPS	2:21.728	31	2 LAPS	2:22.126
45	1:34.946	2:25.313	65	1:44.638	2:23.887	31	2 LAPS	6:07.905	69	1 LAP	2:40.933	36	1 LAP	3:55.097
86	1:35.305	2:25.096	50	1:45.141	2:26.520	4	1:42.504	2:23.797P	65	2:09.629	2:24.971	34	1:52.907	2:30.313P
40	1:39.805	2:24.373	45	1:47.616	2:25.085	1	1 LAP	2:31.187P	53	2:10.976	2:32.339P	95	1 LAP	4:05.859
23	1:42.227	2:26.414	86	1:48.425	2:25.535	53	1:50.387	2:23.855	50	2:12.379	2:26.207	23	1 LAP	4:05.702
95	1:42.491	2:25.519	40	1:50.642	2:23.252	65	1:56.408	2:24.565						
80	1:43.748	2:23.796	80	1:55.897	2:24.564	50	1:57.922	2:25.576						
37	1:46.292	2:24.483	95	1:56.260	2:26.184	45	1:59.081	2:24.260						
61	1:48.351	2:30.540	23	1:57.293	2:27.481	40	2:00.501	2:22.654						
36	1:49.970	2:26.950	37	1:59.071	2:25.194	86	2:00.729	2:25.099						
71	2:04.387	2:29.230	61	2:03.630	2:27.694	80	2:06.998	2:23.896						
3	2:05.487	2:43.253	36	2:03.945	2:26.390	95	2:11.115	2:27.650P						
91	2:10.630	2:31.844	98	2:05.889	3:43.235P	37	2:11.548	2:25.272						

Car 33 (FALSE START) and Car 98 - EXCLUDED FROM RESULT  
Cars 60 and 97 - EXCLUDED FROM RESULT (BLACK FLAG INFRINGEMENT)

Silverstone  
Circuit Length = 3.6490 miles.  
Start: 16:29 End: 17:21

# World Sports Car Masters

## RACE 21 - LAP CHART - Silverstone - 22/23/24 July 2011

(contd.)

Lap 11			Lap 12			Lap 13			Lap 14			Lap 15		
No	Behind	Laptime	No	Behind	Laptime	No	Behind	Laptime	No	Behind	Laptime	No	Behind	Laptime
14		2:13.701	14		2:10.853	14		2:13.283P	64		2:16.510P	14		2:13.109
97	1 LAP	2:55.246P	24	1 LAP	2:15.951	10	1 LAP	3:39.726	45	1 LAP	2:26.055	74	2 LAPS	2:33.700
24	1 LAP	3:46.246	45	1 LAP	2:25.824	40	2 LAPS	2:26.276	18	1 LAP	3:50.932	80	2 LAPS	2:33.861
74	2 LAPS	3:51.779	74	2 LAPS	2:32.393	95	2 LAPS	2:25.438	74	2 LAPS	2:31.961	4	1 LAP	2:18.449
45	1 LAP	2:24.966	43	2 LAPS	2:31.478	36	2 LAPS	2:27.627	80	2 LAPS	2:35.967	66	1 LAP	4:02.562
65	1 LAP	2:31.757P	64	44.402	2:17.331	61	2 LAPS	3:53.145	44	1 LAP	4:05.981	43	2 LAPS	2:32.077
69	2 LAPS	2:46.974P	71	2 LAPS	4:20.305	23	2 LAPS	2:28.865	43	2 LAPS	2:31.259	34	1 LAP	2:22.568
50	1 LAP	2:32.267P	68	3 LAPS	2:36.027	24	1 LAP	2:15.577	69	3 LAPS	3:12.593	69	3 LAPS	2:38.302
86	1 LAP	2:30.868P	34	1 LAP	3:49.619	69	3 LAPS	4:34.743	4	1 LAP	2:18.398	97	1 LAP	2:21.383
80	1 LAP	2:29.183P	4	1 LAP	2:19.695	45	1 LAP	2:25.590	14	39.262	3:43.765	6	30.876	2:14.686
43	2 LAPS	2:33.995	16	1 LAP	2:25.315	80	2 LAPS	4:48.673	34	1 LAP	2:23.739	50	1 LAP	2:16.341
27	25.704	2:14.022P	97	1 LAP	3:28.325	64	47.993	2:16.874	71	2 LAPS	2:40.457	71	2 LAPS	2:40.100
6	27.198	2:15.704P	18	1:35.176	2:20.498P	74	2 LAPS	2:31.282	97	1 LAP	2:23.185	68	3 LAPS	2:37.602
37	1 LAP	2:28.264P	91	1 LAP	2:30.450	43	2 LAPS	2:31.611	22	56.173	2:20.337P	10	48.074	2:13.721
68	3 LAPS	4:05.142	21	1:35.933	2:16.234	71	2 LAPS	2:42.414	16	1 LAP	2:27.950	31	2 LAPS	2:20.664
64	37.924	2:13.694	44	1:36.653	2:21.843P	4	1 LAP	2:18.064	68	3 LAPS	2:40.570	16	1 LAP	2:54.647P
61	1 LAP	2:30.004P	22	1:36.590	2:21.556	68	3 LAPS	2:36.943	6	1:08.561	2:12.959	65	1 LAP	2:24.706
10	46.885	2:11.718P	60	1:42.806	2:18.527P	34	1 LAP	2:22.115	50	1 LAP	2:16.682	86	1 LAP	2:24.034
16	1 LAP	2:24.459	19	1:44.939	2:18.816	16	1 LAP	2:24.273	10	1:26.724	2:13.675	37	1 LAP	2:23.312
4	1 LAP	2:18.922	65	1 LAP	3:45.414	97	1 LAP	2:24.141	65	1 LAP	2:29.104	24	1:14.204	2:17.688
91	1 LAP	2:30.248	62	1:50.132	2:20.039	21	1:39.590	2:16.940P	31	2 LAPS	2:19.482	64	1:23.834	4:16.205
18	1:25.531	2:20.880	66	1:50.879	2:20.262	22	1:40.339	2:17.032	72	1:33.448	2:23.326P	40	1 LAP	2:28.109
44	1:25.663	2:20.230	50	1 LAP	3:46.588	19	1:50.386	2:18.730P	86	1 LAP	2:25.030	95	1 LAP	2:26.566
22	1:25.887	2:20.196	53	1 LAP	2:22.661	91	1 LAP	2:32.811P	37	1 LAP	2:23.637	61	1 LAP	2:26.328
21	1:30.552	2:15.073	6	1:57.270	3:40.925	50	1 LAP	2:18.266	24	1:48.887	2:18.960	36	1 LAP	2:26.257
60	1:35.132	2:18.317	11	1:58.541	2:19.895	62	2:00.183	2:23.334P	40	1 LAP	2:26.969	23	1 LAP	2:25.086
19	1:36.976	2:19.001	86	1 LAP	3:54.066	6	2:00.105	2:16.118	95	1 LAP	2:28.384	60	1:38.865	2:18.606
62	1:40.946	2:19.126	72	2:05.183	2:21.623	66	2:01.671	2:24.075P	61	1 LAP	2:25.576	21	1:39.159	2:15.749
66	1:41.470	2:20.659	31	2 LAPS	2:20.845	65	1 LAP	2:26.244	36	1 LAP	2:28.418	22	1:51.090	3:47.288
53	1 LAP	3:59.025	37	1 LAP	3:50.947	11	2:03.826	2:18.568P	23	1 LAP	2:26.055	18	1:53.891	2:18.849
11	1:49.499	2:19.184				31	2 LAPS	2:20.638	60	2:12.630	2:20.193	44	2:01.328	2:13.677
72	1:54.413	2:20.908				53	1 LAP	2:32.489P	21	2:15.781	3:40.694	19	2:08.120	2:22.150
31	2 LAPS	2:20.405				72	2:14.625	2:22.725	45	2:27.610	2:25.746P			
40	1 LAP	3:51.089				10	2:17.552	2:15.077	18	2:27.413	2:19.091			
36	1 LAP	2:26.981				86	1 LAP	2:28.286	19	2:38.341	3:52.458			
95	1 LAP	2:25.342				37	1 LAP	2:24.947	44	2:40.022	2:15.174			
23	1 LAP	2:27.268				40	1 LAP	2:27.358	91	1 LAP	3:50.889			
						95	1 LAP	2:26.804	62	2:45.002	3:49.322			
						36	1 LAP	2:25.843	11	2:49.860	3:50.537			
						24	2:34.430	2:16.479						
						61	1 LAP	2:25.564						
						23	1 LAP	2:26.519						
						60	2:56.940	3:27.417						

Car 33 (FALSE START) and Car 98 - EXCLUDED FROM RESULT  
Cars 60 and 97 - EXCLUDED FROM RESULT (BLACK FLAG INFRINGEMENT)

Silverstone  
Circuit Length = 3.6490 miles.  
Start: 16:29 End: 17:21

# World Sports Car Masters

## RACE 21 - LAP CHART - Silverstone - 22/23/24 July 2011

(contd.)

Lap 16			Lap 17			Lap 18			Lap 19			Lap 20		
No	Behind	Laptime	No	Behind	Laptime	No	Behind	Laptime	No	Behind	Laptime	No	Behind	Laptime
14		2:11.604	14		2:09.770	14		2:10.892	14		2:11.558	14		2:10.370
62	1 LAP	2:20.379	19	1 LAP	2:20.987	18	1 LAP	2:22.856	40	2 LAPS	2:26.548	22	1 LAP	2:17.174
11	1 LAP	2:19.570	62	1 LAP	2:20.091	19	1 LAP	2:21.736	95	2 LAPS	2:26.380	44	1 LAP	2:13.681
91	2 LAPS	2:32.367	11	1 LAP	2:17.177	62	1 LAP	2:20.154	44	1 LAP	2:15.735	40	2 LAPS	2:25.600
4	1 LAP	2:19.656	4	1 LAP	2:18.157	11	1 LAP	2:19.361	23	2 LAPS	2:26.046	95	2 LAPS	2:25.560
72	1 LAP	3:47.338	72	1 LAP	2:21.103	4	1 LAP	2:17.860	36	2 LAPS	2:26.467	71	3 LAPS	2:38.714
66	1 LAP	2:26.501	91	2 LAPS	2:29.367	72	1 LAP	2:21.752	61	2 LAPS	2:27.252	68	4 LAPS	2:37.589
74	2 LAPS	2:34.836	66	1 LAP	2:25.731	6	44.936	2:15.016	18	1 LAP	2:21.904	23	2 LAPS	2:27.610
80	2 LAPS	2:34.923	34	1 LAP	2:22.217	91	2 LAPS	2:30.660	19	1 LAP	2:21.862	36	2 LAPS	2:26.048
43	2 LAPS	2:29.736	97	1 LAP	2:20.976	34	1 LAP	2:22.314	62	1 LAP	2:20.231	61	2 LAPS	2:27.157
34	1 LAP	2:22.459	6	40.812	2:15.984	97	1 LAP	2:22.526	11	1 LAP	2:20.194	18	1 LAP	2:22.769
97	1 LAP	2:18.756	50	1 LAP	2:14.882	50	1 LAP	2:17.736	4	1 LAP	2:17.427	11	1 LAP	2:20.648
6	34.598	2:15.326	80	2 LAPS	2:32.233	66	1 LAP	2:28.553	6	47.466	2:14.088	62	1 LAP	2:21.205
50	1 LAP	2:16.241	74	2 LAPS	2:35.939	10	56.951	2:15.288	72	1 LAP	2:22.259	19	1 LAP	2:23.041
69	3 LAPS	2:37.077	43	2 LAPS	2:33.288	80	2 LAPS	2:30.132	50	1 LAP	2:17.274	4	1 LAP	2:17.955
10	49.444	2:12.974	10	52.555	2:12.881	43	2 LAPS	2:31.650	97	1 LAP	2:21.529	6	49.615	2:12.519
31	2 LAPS	2:20.034	69	3 LAPS	2:35.477	74	2 LAPS	2:34.103	10	1:02.239	2:16.846	72	1 LAP	2:23.791
71	2 LAPS	2:38.421	31	2 LAPS	2:19.510	31	2 LAPS	2:20.198	34	1 LAP	2:24.438	50	1 LAP	2:15.989
65	1 LAP	2:23.499	45	1 LAP	2:20.455	45	1 LAP	2:18.949	91	2 LAPS	2:31.889	10	1:06.502	2:14.633
45	1 LAP	3:48.052	65	1 LAP	2:23.195	24	1:35.029	2:17.817	66	1 LAP	2:28.249	34	1 LAP	2:22.365
68	3 LAPS	2:38.108	24	1:28.104	2:17.891	69	3 LAPS	2:36.320	80	2 LAPS	2:30.425	97	1 LAP	2:34.743P
24	1:19.983	2:17.383	71	2 LAPS	2:38.858	65	1 LAP	2:24.572	43	2 LAPS	2:31.912	91	2 LAPS	2:28.796
86	1 LAP	2:24.457	64	1:39.849	2:20.043	64	1:47.032	2:18.075	74	2 LAPS	2:30.739	66	1 LAP	2:25.948
37	1 LAP	2:22.537	68	3 LAPS	2:37.629	21	1:54.335	2:15.826	31	2 LAPS	2:19.395	31	2 LAPS	2:20.048
64	1:29.576	2:17.346	37	1 LAP	2:26.543	37	1 LAP	2:24.750	45	1 LAP	2:18.574	80	2 LAPS	2:30.432
40	1 LAP	2:23.687	86	1 LAP	2:28.992	86	1 LAP	2:24.800	24	1:40.558	2:17.087	45	1 LAP	2:18.959
95	1 LAP	2:24.256	21	1:49.401	2:14.840	71	2 LAPS	2:39.138	65	1 LAP	2:23.464	24	1:48.505	2:18.317
21	1:44.331	2:16.776	60	1:58.330	2:22.786P	68	3 LAPS	2:36.716	64	1:51.689	2:16.215	43	2 LAPS	2:30.294
60	1:45.314	2:18.053	40	1 LAP	2:25.444	22	2:10.856	2:18.837	21	1:56.671	2:13.894	74	2 LAPS	2:31.371
61	1 LAP	2:27.118	95	1 LAP	2:25.660				69	3 LAPS	2:33.567	21	2:01.264	2:14.963
23	1 LAP	2:24.602	23	1 LAP	2:25.210				37	1 LAP	2:22.252	64	2:04.391	2:23.072
36	1 LAP	2:27.575	22	2:02.911	2:16.307				86	1 LAP	2:24.425	65	1 LAP	2:24.763
22	1:56.374	2:16.888	36	1 LAP	2:26.403									
18	2:01.940	2:19.653	61	1 LAP	2:28.348									
44	2:02.724	2:13.000	44	2:09.826	2:16.872									

Car 33 (FALSE START) and Car 98 - EXCLUDED FROM RESULT  
Cars 60 and 97 - EXCLUDED FROM RESULT (BLACK FLAG INFRINGEMENT)

Silverstone  
Circuit Length = 3.6490 miles.  
Start: 16:29 End: 17:21

# World Sports Car Masters

## RACE 21 - LAP CHART - Silverstone - 22/23/24 July 2011

(contd.)

Lap 21			Lap 22			Lap 23			Lap 24			Lap 25		
No	Behind	Laptime	No	Behind	Laptime	No	Behind	Laptime	No	Behind	Laptime	No	Behind	Laptime
14		2:09.397	14		2:09.971	14		2:12.113						
37	2 LAPS	2:23.899	64	1 LAP	2:16.985	66	2 LAPS	2:33.321						
44	1 LAP	2:13.693	43	3 LAPS	2:31.240	64	1 LAP	2:16.922						
86	2 LAPS	2:25.314	74	3 LAPS	2:30.608	80	3 LAPS	2:30.789						
69	4 LAPS	2:35.740	65	2 LAPS	2:24.144	44	1 LAP	2:15.140						
40	2 LAPS	2:25.404	44	1 LAP	2:12.377	65	2 LAPS	2:24.875						
95	2 LAPS	2:25.415	37	2 LAPS	2:23.203	43	3 LAPS	2:32.257						
22	1 LAP	2:38.308P	86	2 LAPS	2:24.498	74	3 LAPS	2:33.495						
18	1 LAP	2:21.284	69	4 LAPS	2:33.794	37	2 LAPS	2:23.191						
23	2 LAPS	2:26.846	18	1 LAP	2:22.133	86	2 LAPS	2:25.919						
36	2 LAPS	2:28.330	95	2 LAPS	2:28.406	18	1 LAP	2:21.549						
61	2 LAPS	2:29.140	23	2 LAPS	2:26.583	6	1:02.528	2:14.679						
71	3 LAPS	2:38.557	36	2 LAPS	2:25.386	69	4 LAPS	2:36.091						
11	1 LAP	2:18.878	11	1 LAP	2:18.376	4	1 LAP	2:19.332						
4	1 LAP	2:18.695	4	1 LAP	2:17.377	11	1 LAP	2:20.078						
62	1 LAP	2:20.094	6	59.962	2:15.684	62	1 LAP	2:17.940						
68	4 LAPS	2:37.996	62	1 LAP	2:19.680	95	2 LAPS	2:27.681						
19	1 LAP	2:21.032	40	2 LAPS	2:42.641	23	2 LAPS	2:26.211						
6	54.249	2:14.031	61	2 LAPS	2:30.338	36	2 LAPS	2:26.351						
50	1 LAP	2:16.026	19	1 LAP	2:23.552	19	1 LAP	2:21.400						
10	1:10.192	2:13.087	10	1:15.576	2:15.355	10	1:19.980	2:16.517						
72	1 LAP	2:27.118	50	1 LAP	2:18.034	50	1 LAP	2:16.700						
34	1 LAP	2:22.133	68	4 LAPS	2:37.326	61	2 LAPS	2:28.505						
91	2 LAPS	2:31.337	71	3 LAPS	2:41.233	68	4 LAPS	2:36.008						
66	1 LAP	2:31.447	72	1 LAP	2:27.444	71	3 LAPS	2:36.350						
31	2 LAPS	2:19.336	34	1 LAP	2:21.945	34	1 LAP	2:22.290						
45	1 LAP	2:18.299	31	2 LAPS	2:20.251	72	1 LAP	2:31.439						
24	1:57.899	2:18.791	45	1 LAP	2:19.060	45	1 LAP	2:20.067						
80	2 LAPS	2:31.062	24	2:07.251	2:19.323	31	2 LAPS	2:22.118						
21	2:07.300	2:15.433	91	2 LAPS	2:31.497	21	2:12.955	2:13.802						
			21	2:11.266	2:13.937	24	2:14.572	2:19.434						
						91	2 LAPS	2:38.034						

Car 33 (FALSE START) and Car 98 - EXCLUDED FROM RESULT  
Cars 60 and 97 - EXCLUDED FROM RESULT (BLACK FLAG INFRINGEMENT)

Silverstone  
Circuit Length = 3.6490 miles.  
Start: 16:29 End: 17:21

# Italian Historic and GT Sports Car Cup

## RACE 9 - QUALIFYING - AMENDED - Silverstone - 22/23/24 July 2011

POS	NO	CL	DRIVER(S)	CAR	TIME	LAPS	GAP	MPH
1	41	SP5	Kinch	Ferrari 512 M	2:13.303	9		98.54
2	25	SP4	Verdon-Roe	Ferrari 412 P	2:15.419	12	2.116	97.00
3	44	SP5	Lynn	Ferrari 512 S	2:15.760	8	2.457	96.76
4	42	SP5	Rossi Di Montelera	Abarth-Osella PA 1	2:15.806	9	2.503	96.72
5	43	SP5	Monteverde	Ferrari 512 S	2:17.784	8	4.481	95.34
6	24	SP3	Leventis/Fisken	Ferrari 206 P	2:23.091	9	9.788	91.80
7	22	GT4	Voyazides	AC Cobra	2:28.566	11	15.263	88.42
8	46	GT4	Welch/Pangborn	Jaquar E-Type	2:28.908	11	15.605	88.21
9	72	GT4	Boot	Jaquar E-Type	2:33.840	11	20.537	85.39
10	99	GT4	Davies/Ronchetti	Corvette Stingray	2:34.831	10	21.528	84.84
11	16	GT5	Summers/Donaldson	Ferrari 365 GTB Daytona	2:34.915	9	21.612	84.79
12	49	SP1	Van Der Kroft/Finburgh	Cooper T39 Bobtail	2:34.993	10	21.690	84.75
13	83	GT4	Tate/Lawson	Jaquar E-Type	2:35.074	10	21.771	84.71
14	76	GT4	Tromans/Tandy	AC Cobra	2:35.214	10	21.911	84.63
15	6	GT2	Hugenholtz/Hart	Ferrari 250 GT Drogo	2:35.307	6	22.004	84.58
16	10	GT3	Gaye/Green	Ferrari 275 GTB/C	2:35.734	10	22.431	84.35
17	9	GT3	Warburton/Newall	Ferrari 275 GTB/C	2:35.756	10	22.453	84.34
18	23	SP3	O'Shea	Cooper T61 Maserati	2:36.112	11	22.809	84.14
19	64	GT3	Emberson/Wykeham	Morgan Plus 4 SLR	2:36.353	10	23.050	84.01
20	45	SP5	Knapfield	Ferrari 512 M	2:36.361	7	23.058	84.01
21	80	GT4	Watson/O'Connell	Jaquar E-Type	2:37.297	10	23.994	83.51
22	77	GT4	Friedrichs/Clark	Aston Martin DP 214	2:37.969	10	24.666	83.15
23	73	GT4	Sugden/Rutt	Jaquar E-Type	2:38.363	9	25.060	82.95
24	59	GT4	Mahmoud	Jaquar E-Type	2:38.509	9	25.206	82.87
25	27	GT4	Shuckburgh	Jaquar E-Type	2:38.834	10	25.531	82.70
26	65	GT3	Halstead/McPherson	Austin Healey 3000	2:39.741	8	26.438	82.23
27	63	GT2	Begbie/Stephenson	TVR Grantura MKIII	2:39.868	10	26.565	82.17
28	17	GT4	Farrell/Gate	Jaquar E-Type	2:39.915	6	26.612	82.14
29	62	GT2	Adams/Adams	Turner Ford Mk II	2:40.841	10	27.538	81.67
30	68	GT3	Orebi Gann/Bourne	Morgan Plus 4 SLR	2:41.410	11	28.107	81.38
31	5	GT2	Neumark/Franklin	Ferrari 250 GT Berlinetta	2:42.752	9	29.449	80.71
32	1	GT2	Mason/Knill-Jones	Alfa Romeo Giulia TZ	2:43.515	8	30.212	80.33
33	118	GT4	Clark/Kroft	Jaquar E-Type	2:43.602	10	30.299	80.29
34	54	GT1	Jacobsen/Jacobsen	Lotus Elite	2:43.870	9	30.567	80.16
35	98	GT4	Wenman/Wenman	Shelby Mustang GT 350	2:44.268	11	30.965	79.96
36	2	GT2	Draper/Draper	Alfa Romeo Giulia TZ	2:44.636	9	31.333	79.79
37	82	GT4	Edge/Carpenter	Jaquar E-Type	2:45.502	10	32.199	79.37
38	50	SP1	Edwards	Rejo Mk IV	2:45.597	8	32.294	79.32
39	3	GT2	Williams/'Anson	Alfa Romeo Giulia TZ	2:45.888	10	32.585	79.18
40	88	GT2	McCulloch	Alfa Romeo Giulia TZ	2:45.904	10	32.601	79.18
41	12	GT4	Bell/Stanton	Iso Grifo A3/C	2:48.074	8	34.771	78.15
42	18	GT5	McAlpine	Dino-Ferrari 308 GT4	2:49.228	9	35.925	77.62
43	11	GT3	Gizen	Ferrari 275 GTB/4	2:49.866	9	36.563	77.33
44	20	SP1	Rettenmeier	Maserati 300 S	2:50.103	9	36.800	77.22
45	60	GT2	Bernberg/Winter	Porsche 911	2:50.314	10	37.011	77.13
46	51	SP2	Woods	Austin Healey 100 M	2:50.909	9	37.606	76.86
47	55	GT2	Hitch/Birrell	MG B	2:51.116	9	37.813	76.76
48	7	GT3	Kinch	Ferrari 250 GT Drogo	2:52.557	9	39.254	76.12
49	57	GT2	Amar	Porsche 911	2:53.390	10	40.087	75.76
50	66	GT3	Wood/Wood	Jaquar E-Type	2:55.033	4	41.730	75.05
51	58	GT2	Benjamin/Benjamin	Porsche 911	2:59.496	9	46.193	73.18
52	4	GT1	Wills/Twyman	Alfa Romeo Giulia Speciale	3:00.427	8	47.124	72.80
53	92	GT4	Patterson/Sears	Jaquar E-Type	3:06.208	9	52.905	70.54
54	15	GT4	Fripp/Robinson	Iso Grifo GL	3:06.647	7	53.344	70.38
55	61	GT2	Moyes/Pead	Porsche 911	3:07.597	8	54.294	70.02
56	91	GT3	Hubner/Windsor-Price	Morgan Plus 4	3:09.514	9	56.211	69.31
57	53	GT1	Garside/Weston	Lotus Elite	3:17.697	2	1:04.394	66.44

**CARS 7, 10, 11, 27, 43, 44, 46, 83 PLEASE CHECK TRANSPONDERS!**

**Weather/Track: Cloud/Dry.**

**These results are provisional until the conclusion of any judicial and technical matters.**

Silverstone

Circuit Length = 3.6490 miles.

Start: 17:46 End: 18:16

Clerk of the Course:	Timekeeper:
----------------------	-------------

# Italian Historic and GT Sports Car Cup

## RACE 9 - QUALIFYING LAP ANALYSIS - Silverstone - 22/23/24 July 2011

<b>1</b>	<b>Mason/Knill-Jones</b>	Alfa Romeo Giulia TZ
1 - X:00.000	6 - 2:44.634	
2 - 2:56.784	7 - <b>2:43.515</b>	
3 - 2:55.581	8 - 2:54.027P	
4 - 2:54.714P		
5 - 3:50.551		
<b>2</b>	<b>Draper/Draper</b>	Alfa Romeo Giulia TZ
1 - X:00.000	6 - 2:49.381	
2 - 2:50.464	7 - 2:45.519	
3 - 2:52.424P	8 - <b>2:44.636</b>	
4 - 4:57.581	9 - 2:57.381P	
5 - 2:48.596		
<b>3</b>	<b>Williams/I'Anson</b>	Alfa Romeo Giulia TZ
1 - X:00.000	6 - 4:08.532	
2 - <b>2:45.888</b>	7 - 2:48.311	
3 - 2:47.292	8 - 2:51.156	
4 - 2:46.438	9 - 2:50.432	
5 - 2:53.108P	10 - 3:08.113	
<b>4</b>	<b>Wills/Twyman</b>	Alfa Romeo Giulia Speciale
1 - X:00.000	6 - 4:42.244	
2 - 3:04.539	7 - 3:19.165	
3 - 3:02.712	8 - 3:32.428P	
4 - <b>3:00.427</b>		
5 - 3:11.964P		
<b>5</b>	<b>Neumark/Franklin</b>	Ferrari 250 GT Berlinetta
1 - X:00.000	6 - 3:50.427	
2 - 2:46.057	7 - 2:42.870	
3 - 2:47.758	8 - <b>2:42.752</b>	
4 - 2:47.822	9 - 3:05.092P	
5 - 2:51.995P		
<b>6</b>	<b>Hughenoltz/Hart</b>	Ferrari 250 GT Drogo
1 - X:00.000	6 - 2:45.993P	
2 - 2:37.962		
3 - 2:37.164		
4 - 2:37.629		
5 - <b>2:35.307</b>		

CARS 7, 10, 11, 27, 43, 44, 46, 83 PLEASE CHECK TRANSPONDERS!  
Weather/Track: Cloud/Dry. A car numbered 84 was also seen.

# Italian Historic and GT Sports Car Cup

## RACE 9 - QUALIFYING LAP ANALYSIS - Silverstone - 22/23/24 July 2011

(contd.)

<b>7</b>	<b>Kinch</b>	Ferrari 250 GT Drogo
1 - X:00.000	6 - 2:56.669	
2 - 2:54.944	7 - 2:57.435	
3 - 2:55.958	8 - 2:57.037	
4 - 2:55.498	9 - 3:09.871P	
5 - <b>2:52.557</b>		
<b>9</b>	<b>Warburton/Newall</b>	Ferrari 275 GTB/C
1 - X:00.000	6 - 3:34.240	
2 - 2:43.192	7 - 2:36.111	
3 - 2:41.787	8 - <b>2:35.756</b>	
4 - 2:43.732	9 - 2:46.917	
5 - 2:50.800P	10 - 3:08.680P	
<b>10</b>	<b>Gaye/Green</b>	Ferrari 275 GTB/C
1 - X:00.000	6 - 2:40.734P	
2 - 2:39.671	7 - 3:59.829	
3 - <b>2:35.734</b>	8 - 2:38.926	
4 - 2:58.184	9 - 2:44.768	
5 - 2:36.868	10 - 2:53.764	
<b>11</b>	<b>Gijzen</b>	Ferrari 275 GTB/4
1 - X:00.000	6 - 5:58.111	
2 - 2:52.476	7 - <b>2:49.866</b>	
3 - 2:52.466	8 - 2:56.162	
4 - 2:51.688	9 - 3:28.243P	
5 - 2:52.746P		
<b>12</b>	<b>Bell/Stanton</b>	Iso Grifo A3/C
1 - X:00.000	6 - 5:26.784	
2 - 3:00.637	7 - 2:52.941	
3 - 2:51.982	8 - 3:05.237P	
4 - <b>2:48.074</b>		
5 - 2:48.875P		
<b>15</b>	<b>Fripp/Robinson</b>	Iso Grifo GL
1 - X:00.000	6 - 6:51.444	
2 - 3:08.509	7 - 3:29.962P	
3 - <b>3:06.647</b>		
4 - 3:07.212		
5 - 3:10.778		

**CARS 7, 10, 11, 27, 43, 44, 46, 83 PLEASE CHECK TRANSPONDERS!**  
**Weather/Track: Cloud/Dry. A car numbered 84 was also seen.**

Silverstone  
 Circuit Length = 3.6490 miles.  
 Start: 17:46 End: 18:16

# Italian Historic and GT Sports Car Cup

## RACE 9 - QUALIFYING LAP ANALYSIS - Silverstone - 22/23/24 July 2011

(contd.)

<b>16</b>	<b>Summers/Donaldson</b>	Ferrari 365 GTB Daytona
1 - X:00.000	6 - 2:56.361	
2 - <b>2:34.915</b>	7 - 2:53.411	
3 - 2:35.852	8 - 2:57.368	
4 - 2:41.355P	9 - 3:08.391P	
5 - 5:00.939		
<b>17</b>	<b>Farrell/Gate</b>	Jaguar E-Type
1 - X:00.000	6 - 2:51.103P	
2 - 2:43.300		
3 - 2:42.792		
4 - 2:41.071		
5 - <b>2:39.915</b>		
<b>18</b>	<b>McAlpine</b>	Dino-Ferrari 308 GT4
1 - X:00.000	6 - 6:09.623	
2 - 2:49.565	7 - <b>2:49.228</b>	
3 - 2:50.344	8 - 2:54.598	
4 - 2:51.681	9 - 3:05.243P	
5 - 2:54.581P		
<b>20</b>	<b>Rettenmeier</b>	Maserati 300 S
1 - X:00.000	6 - 2:50.990	
2 - 3:00.665	7 - <b>2:50.103</b>	
3 - 2:55.300	8 - 2:57.951	
4 - 2:52.295	9 - 3:13.977P	
5 - 2:52.292		
<b>22</b>	<b>Voyazides</b>	AC Cobra
1 - X:00.000	6 - 2:32.529P	11 - 3:12.214P
2 - 2:30.926	7 - 3:56.672	
3 - 2:29.349	8 - <b>2:28.566</b>	
4 - 2:33.609	9 - 2:30.474	
5 - 2:29.228	10 - 2:41.226	
<b>23</b>	<b>O'Shea</b>	Cooper T61 Maserati
1 - X:00.000	6 - 2:37.521	11 - 3:09.586P
2 - 2:39.247	7 - <b>2:36.112</b>	
3 - 2:37.611	8 - 2:38.324	
4 - 2:37.828	9 - 2:40.414	
5 - 2:38.051	10 - 2:39.794	

**CARS 7, 10, 11, 27, 43, 44, 46, 83 PLEASE CHECK TRANSPONDERS!**  
**Weather/Track: Cloud/Dry. A car numbered 84 was also seen.**

Silverstone  
 Circuit Length = 3.6490 miles.  
 Start: 17:46 End: 18:16



# Italian Historic and GT Sports Car Cup

## RACE 9 - QUALIFYING LAP ANALYSIS - Silverstone - 22/23/24 July 2011

(contd.)

<b>24</b>	<b>Leventis/Fisken</b>	Ferrari 206 P
1 - X:00.000	6 - 5:16.385	
2 - 2:27.382	7 - 2:59.845	
3 - 2:24.502	8 - 2:59.814	
4 - <b>2:23.091</b>	9 - 3:21.356	
5 - 2:25.455P		
<b>25</b>	<b>Verdon-Roe</b>	Ferrari 412 P
1 - X:00.000	6 - 2:16.372	11 - 2:16.802
2 - 2:20.915	7 - 2:20.106	12 - 2:26.599P
3 - 2:20.346	8 - <b>2:15.419</b>	
4 - 2:16.953	9 - 2:15.895	
5 - 2:18.342	10 - 2:18.801	
<b>27</b>	<b>Shuckburgh</b>	Jaguar E-Type
1 - X:00.000	6 - 2:59.086P	
2 - 2:41.913	7 - 4:18.462	
3 - 2:41.600	8 - 2:48.294	
4 - <b>2:38.834</b>	9 - 2:56.556	
5 - 2:49.523	10 - 3:16.928	
<b>41</b>	<b>Kinch</b>	Ferrari 512 M
1 - X:00.000	6 - 5:40.793	
2 - 2:21.353	7 - <b>2:13.303</b>	
3 - 2:22.282	8 - 2:16.292	
4 - 2:16.177	9 - 2:31.174P	
5 - 2:23.637P		
<b>42</b>	<b>Rossi Di Montelera</b>	Abarth-Osella PA 1
1 - X:00.000	6 - 2:34.405	
2 - 2:47.233	7 - <b>2:15.806</b>	
3 - 2:18.285	8 - 2:17.244	
4 - 2:17.324	9 - 2:23.627	
5 - 2:16.418		
<b>43</b>	<b>Monteverde</b>	Ferrari 512 S
1 - X:00.000	6 - <b>2:17.784</b>	
2 - 2:21.567	7 - 2:19.948	
3 - 2:20.455	8 - 2:27.543P	
4 - 2:20.826		
5 - 2:20.650		

**CARS 7, 10, 11, 27, 43, 44, 46, 83 PLEASE CHECK TRANSPONDERS!**  
**Weather/Track: Cloud/Dry. A car numbered 84 was also seen.**

# Italian Historic and GT Sports Car Cup

## RACE 9 - QUALIFYING LAP ANALYSIS - Silverstone - 22/23/24 July 2011

(contd.)

<b>44</b>	<b>Lynn</b>	Ferrari 512 S
1 - X:00.000	6 - <b>2:15.760</b>	
2 - 2:21.429	7 - 2:18.072	
3 - 2:29.126P	8 - 2:45.853P	
4 - 4:27.166		
5 - 2:16.034		
<b>45</b>	<b>Knapfield</b>	Ferrari 512 M
1 - X:00.000	6 - <b>2:36.361</b>	
2 - 2:40.778	7 - 2:52.322P	
3 - 2:39.849		
4 - 2:38.521		
5 - 2:37.337		
<b>46</b>	<b>Welch/Pangborn</b>	Jaguar E-Type
1 - X:00.000	6 - 2:38.257P	11 - 3:13.553P
2 - <b>2:28.908</b>	7 - 4:29.054	
3 - 2:31.257	8 - 2:37.095	
4 - 2:29.151	9 - 2:40.459	
5 - 2:35.256	10 - 2:41.821	
<b>49</b>	<b>Van Der Kroft/Finburgh</b>	Cooper T39 Bobtail
1 - X:00.000	6 - 2:40.216P	
2 - 2:45.866	7 - 5:10.168	
3 - <b>2:34.993</b>	8 - 2:39.742	
4 - 2:38.942	9 - 2:37.661	
5 - 2:37.381	10 - 2:52.703	
<b>50</b>	<b>Edwards</b>	Rejo Mk IV
1 - X:00.000	6 - <b>2:45.597</b>	
2 - 2:45.619	7 - 2:45.829	
3 - 2:47.380	8 - 3:18.029P	
4 - 2:48.638		
5 - 2:47.186		
<b>51</b>	<b>Woods</b>	Austin Healey 100 M
1 - X:00.000	6 - 2:50.970	
2 - 2:55.970	7 - 2:52.884	
3 - 2:53.137	8 - 2:51.038	
4 - <b>2:50.909</b>	9 - 3:07.023P	
5 - 2:52.052		

**CARS 7, 10, 11, 27, 43, 44, 46, 83 PLEASE CHECK TRANSPONDERS!**  
**Weather/Track: Cloud/Dry. A car numbered 84 was also seen.**

Silverstone  
 Circuit Length = 3.6490 miles.  
 Start: 17:46 End: 18:16

# Italian Historic and GT Sports Car Cup

## RACE 9 - QUALIFYING LAP ANALYSIS - Silverstone - 22/23/24 July 2011

(contd.)

<b>53</b>	<b>Garside/Weston</b>	Lotus Elite
1 - X:00.000 2 - <b>3:17.697</b>		
<b>54</b>	<b>Jacobsen/Jacobsen</b>	Lotus Elite
1 - X:00.000    6 - 2:44.178 2 - 2:45.470    7 - 2:46.518 3 - 2:44.667    8 - <b>2:43.870</b> 4 - 2:52.626P    9 - 2:57.874P 5 - 3:47.608		
<b>55</b>	<b>Hitch/Birrell</b>	MG B
1 - X:00.000    6 - 4:52.276 2 - 2:52.864    7 - 2:59.928 3 - 2:52.204    8 - 2:59.860 4 - <b>2:51.116</b> 9 - 3:22.992 5 - 2:57.965P		
<b>57</b>	<b>Amar</b>	Porsche 911
1 - X:00.000    6 - 2:56.456 2 - 3:03.859    7 - 2:53.403 3 - 2:58.625    8 - 2:57.526 4 - 2:58.842    9 - <b>2:53.390</b> 5 - 2:56.341    10 - 3:19.620P		
<b>58</b>	<b>Benjamin/Benjamin</b>	Porsche 911
1 - X:00.000    6 - 4:53.917 2 - 3:09.672    7 - <b>2:59.496</b> 3 - 3:14.816    8 - 3:06.555 4 - 3:12.727    9 - 3:26.634 5 - 3:15.638P		
<b>59</b>	<b>Mahmoud</b>	Jaguar E-Type
1 - X:00.000    6 - 2:38.940 2 - 2:41.841    7 - <b>2:38.509</b> 3 - 2:40.625    8 - 2:39.856 4 - 2:42.912P    9 - 3:05.270P 5 - 4:29.632		

**CARS 7, 10, 11, 27, 43, 44, 46, 83 PLEASE CHECK TRANSPONDERS!**  
**Weather/Track: Cloud/Dry. A car numbered 84 was also seen.**

# Italian Historic and GT Sports Car Cup

## RACE 9 - QUALIFYING LAP ANALYSIS - Silverstone - 22/23/24 July 2011

(contd.)

<b>60</b>	<b>Bernberg/Winter</b>	Porsche 911
1 - X:00.000	6 - 2:55.406P	
2 - 2:53.596	7 - 4:22.090	
3 - 2:53.547	8 - 2:56.023	
4 - <b>2:50.314</b>	9 - 3:03.989	
5 - 2:51.892	10 - 3:25.423P	
<b>61</b>	<b>Moyes/Pead</b>	Porsche 911
1 - X:00.000	6 - 3:16.350P	
2 - 3:17.608	7 - 4:29.640	
3 - 3:11.942	8 - 4:01.457	
4 - <b>3:07.597</b>		
5 - 3:10.632		
<b>62</b>	<b>Adams/Adams</b>	Turner Ford Mk II
1 - X:00.000	6 - 4:45.383	
2 - 2:41.672	7 - 2:48.875	
3 - <b>2:40.841</b>	8 - 2:47.844	
4 - 2:44.301	9 - 2:46.449	
5 - 2:48.441P	10 - 3:03.639	
<b>63</b>	<b>Begbie/Stephenson</b>	TVR Grantura MKIII
1 - X:00.000	6 - 2:45.032P	
2 - 2:41.508	7 - 5:05.452	
3 - 2:45.565	8 - 2:51.453	
4 - 2:42.858	9 - 2:46.573	
5 - <b>2:39.868</b>	10 - 2:59.785	
<b>64</b>	<b>Emberson/Wykeham</b>	Morgan Plus 4 SLR
1 - X:00.000	6 - 3:41.440	
2 - 2:46.176	7 - 2:37.752	
3 - 2:47.686	8 - <b>2:36.353</b>	
4 - 2:50.036	9 - 2:38.268	
5 - 2:51.338P	10 - 2:57.067P	
<b>65</b>	<b>Halstead/McPherson</b>	Austin Healey 3000
1 - X:00.000	6 - <b>2:39.741</b>	
2 - 2:46.308	7 - 2:40.114	
3 - 2:40.755	8 - 2:49.514P	
4 - 2:44.485P		
5 - 4:04.592		

**CARS 7, 10, 11, 27, 43, 44, 46, 83 PLEASE CHECK TRANSPONDERS!**  
**Weather/Track: Cloud/Dry. A car numbered 84 was also seen.**

Silverstone  
 Circuit Length = 3.6490 miles.  
 Start: 17:46 End: 18:16

# Italian Historic and GT Sports Car Cup

## RACE 9 - QUALIFYING LAP ANALYSIS - Silverstone - 22/23/24 July 2011

(contd.)

<b>66</b>	<b>Wood/Wood</b>	Jaguar E-Type
1 - X:00.000 2 - <b>2:55.033</b> 3 - X:00.000 4 - 2:57.955		
<b>68</b>	<b>Orebi Gann/Bourne</b>	Morgan Plus 4 SLR
1 - X:00.000    6 - 2:46.756    11 - 3:13.219P 2 - 2:48.240    7 - 2:43.289 3 - 2:44.742    8 - <b>2:41.410</b> 4 - 2:44.973    9 - 2:44.446 5 - 2:52.149    10 - 2:54.305		
<b>72</b>	<b>Boot</b>	Jaguar E-Type
1 - X:00.000    6 - 2:34.684    11 - 3:03.499 2 - 2:41.959    7 - 2:36.672 3 - 2:39.926    8 - 2:35.903 4 - 2:37.782    9 - <b>2:33.840</b> 5 - 2:38.150    10 - 2:46.055		
<b>73</b>	<b>Sugden/Rutt</b>	Jaguar E-Type
1 - X:00.000    6 - 2:42.860P 2 - 2:43.123    7 - 4:10.756 3 - <b>2:38.363</b> 8 - 2:46.625 4 - 2:38.455    9 - 3:08.394P 5 - 2:40.004		
<b>76</b>	<b>Tromans/Tandy</b>	AC Cobra
1 - X:00.000    6 - 4:04.521 2 - 2:36.762    7 - 2:36.820 3 - <b>2:35.214</b> 8 - 2:38.021 4 - 2:37.076    9 - 2:38.184 5 - 2:43.344P    10 - 3:08.549P		
<b>77</b>	<b>Friedrichs/Clark</b>	Aston Martin DP 214
1 - X:00.000    6 - 2:38.040P 2 - 2:42.603    7 - 4:05.565 3 - 2:44.176    8 - 2:39.293 4 - 2:42.215    9 - <b>2:37.969</b> 5 - 2:40.792    10 - 3:00.223P		

**CARS 7, 10, 11, 27, 43, 44, 46, 83 PLEASE CHECK TRANSPONDERS!**  
**Weather/Track: Cloud/Dry. A car numbered 84 was also seen.**

Silverstone  
 Circuit Length = 3.6490 miles.  
 Start: 17:46    End: 18:16

# Italian Historic and GT Sports Car Cup

## RACE 9 - QUALIFYING LAP ANALYSIS - Silverstone - 22/23/24 July 2011

(contd.)

<b>80</b>	<b>Watson/O'Connell</b>	Jaguar E-Type
1 - X:00.000	6 - 2:42.736	
2 - 2:34.151P	7 - 2:37.419	
3 - 4:33.369	8 - <b>2:37.297</b>	
4 - 2:39.265	9 - 2:39.855	
5 - 2:39.406	10 - 3:21.899P	
<b>82</b>	<b>Edge/Carpenter</b>	Jaguar E-Type
1 - X:00.000	6 - 2:48.809P	
2 - 2:52.613	7 - 4:38.529	
3 - 2:47.684	8 - 2:52.276	
4 - <b>2:45.502</b>	9 - 3:03.926	
5 - 2:46.006	10 - 3:36.913P	
<b>83</b>	<b>Tate/Lawson</b>	Jaguar E-Type
1 - X:00.000	6 - 4:29.941P	
2 - 2:57.551	7 - 3:55.547	
3 - 2:38.491	8 - <b>2:35.074</b>	
4 - 2:35.664	9 - 2:44.495	
5 - 2:48.956P	10 - 3:29.855P	
<b>84</b>	<b>TBD</b>	
1 - X:00.000	6 - 2:45.835P	
2 - 2:45.327	7 - 4:37.270	
3 - 2:44.102	8 - 2:48.856	
4 - 2:48.283	9 - <b>2:43.602</b>	
5 - 2:43.876	10 - 3:07.870P	
<b>88</b>	<b>McCulloch</b>	Alfa Romeo Giulia TZ
1 - X:00.000	6 - 2:49.826	
2 - 2:53.256	7 - 2:49.704	
3 - <b>2:45.904</b>	8 - 2:49.157	
4 - 2:50.890	9 - 2:58.870	
5 - 3:01.014	10 - 3:32.606P	
<b>91</b>	<b>Hubner/Windsor-Price</b>	Morgan Plus 4
1 - X:00.000	6 - 3:10.467	
2 - 3:11.408	7 - <b>3:09.514</b>	
3 - 3:10.647	8 - 3:11.490	
4 - 3:11.461	9 - 3:40.609	
5 - 3:11.671		

**CARS 7, 10, 11, 27, 43, 44, 46, 83 PLEASE CHECK TRANSPONDERS!**  
**Weather/Track: Cloud/Dry. A car numbered 84 was also seen.**

## Italian Historic and GT Sports Car Cup

### RACE 9 - QUALIFYING LAP ANALYSIS - Silverstone - 22/23/24 July 2011

(contd.)

<b>92</b>	<b>Patterson/Sears</b>	Jaguar E-Type
1 - X:00.000	6 - 3:08.991	
2 - 3:08.928	7 - <b>3:06.208</b>	
3 - 3:06.604	8 - 3:08.547	
4 - 3:09.970P	9 - 3:14.623	
5 - 4:18.281		
<b>98</b>	<b>Wenman/Wenman</b>	Shelby Mustang GT 350
1 - X:00.000	6 - <b>2:44.268</b>	11 - 3:15.917P
2 - 2:53.299	7 - 2:45.848	
3 - 2:48.763	8 - 2:46.359	
4 - 2:45.104	9 - 2:49.586	
5 - 2:48.233	10 - 2:49.162	
<b>99</b>	<b>Davies/Ronchetti</b>	Corvette Stingray
1 - X:00.000	6 - 2:42.192P	
2 - 2:39.734	7 - 4:19.731	
3 - 2:37.787	8 - 2:46.639	
4 - 2:35.154	9 - 2:43.567	
5 - <b>2:34.831</b>	10 - 3:08.968P	

**CARS 7, 10, 11, 27, 43, 44, 46, 83 PLEASE CHECK TRANSPONDERS!**

Weather/Track: Cloud/Dry. A car numbered 84 was also seen.

# Italian Historic and GT Sports Car Cup

## RACE 9 - GRID - Silverstone - 22/23/24 July 2011

ROW  
25  
ROW  
24  
ROW  
23  
ROW  
22  
ROW  
21  
ROW  
20  
ROW  
19  
ROW  
18  
ROW  
17  
ROW  
16  
ROW  
15  
ROW  
14  
ROW  
13  
ROW  
12  
ROW  
11  
ROW  
10  
ROW  
9  
ROW  
8  
ROW  
7  
ROW  
6  
ROW  
5  
ROW  
4  
ROW  
3  
ROW  
2  
ROW  
1

91	Hubner/Windsor-Price	61	Moyes/Pead
15	Fripp/Robinson	92	Patterson/Sears
4	Wills/Twyman	58	Benjamin/Benjamin
66	Wood/Wood	57	Amar
7	Kinch	55	Hitch/Birrell
51	Woods	60	Bernberg/Winter
20	Rettenmeier	11	Gijzen
18	McAlpine	88	McCulloch
3	Williams/l'Anson	50	Edwards
82	Edge/Carpenter	2	Draper/Draper
98	Wenman/Wenman	54	Jacobsen/Jacobsen
118	Clark/Kroft	1	Mason/Knill-Jones
5	Neumark/Franklin	68	Orebi Gann/Bourne
62	Adams/Adams	63	Begbie/Stephenson
65	Halstead/McPherson	27	Shuckburgh
59	Mahmoud	73	Sugden/Rutt
45	Knapfield	64	Emberson/Wykeham
23	O'Shea	9	Warburton/Newall
10	Gaye/Green	6	Hugenholtz/Hart
76	Tromans/Tandy	83	Tate/Lawson
16	Summers/Donaldson	72	Boot
46	Welch/Pangborn	22	Voyazides
24	Leventis/Fisken	43	Monteverde
42	Rossi Di Montelera	44	Lynn
25	Verdon-Roe	41	Kinch

POLE

**CARS 7, 10, 11, 27, 43, 44, 46, 83 PLEASE CHECK TRANSPONDERS!**  
**Weather/Track: Cloud/Dry. RESERVES IN ORDER 80, 49, 17, 77, 99.**

Silverstone  
 Circuit Length = 3.6490 miles.  
 Start: 17:46 End: 18:16

Clerk of the Course:		Timekeeper:
----------------------	--	-------------



# Italian Historic and GT Sports Car Cup

## RACE 9 - CLASSIFICATION - Silverstone - 22/23/24 July 2011

POS	NO	CL	DRIVER(S)	CAR	TIME	LAPS	GAP	MPH	BEST
1	41	IP5	Kinch	Ferrari 512 M	46:19.403	20		94.41	2:12.407
2	25	IP4	Verdon-Roe	Ferrari 412 P	46:30.980	20	11.577	94.02	2:14.515
3	42	IP5	Rossi Di Montelera	Abarth-Osella PA 1	46:46.685	20	27.282	93.50	2:14.347
4	44	IP5	Lynn	Ferrari 512 S	47:07.314	20	47.911	92.81	2:15.679
5	43	IP5	Monteverde	Ferrari 512 S	47:41.971	20	1:22.568	91.69	2:15.468
6	22	GT4	Voyazides	AC Cobra	46:21.227	18	2 LAPS	84.91	2:29.141
7	76	GT4	Tromans/Tandy	AC Cobra	47:24.186	18	2 LAPS	83.03	2:30.674
8	46	GT4	Welch/Pangborn	Jaquar E-Type	47:26.014	18	2 LAPS	82.97	2:29.580
9	23	IP3	O'Shea	Cooper T61 Maserati	47:43.965	18	2 LAPS	82.45	2:30.311
10	83	GT4	Tate/Lawson	Jaquar E-Type	48:06.724	18	2 LAPS	81.80	2:31.759
11	24	IP3	Fisken/Leventis	Ferrari Dino 206P	48:14.541	18	2 LAPS	81.58	2:22.608
12	6	IT3	Hugenholtz	Ferrari 250 GT Drogo	48:15.572	18	2 LAPS	81.55	2:34.973
13	72	GT4	Boot	Jaquar E-Type	48:16.644	18	2 LAPS	81.52	2:34.513
14	10	IT3	Gaye/Green	Ferrari 275 GTB/C	46:20.735	17	3 LAPS	80.20	2:34.041
15	59	GT4	Audi/Mahmoud	Jaquar E-Type	46:23.283	17	3 LAPS	80.12	2:34.987
16	64	GT3	Emberson/Wykeham	Morgan Plus 4 SLR	46:49.687	17	3 LAPS	79.37	2:35.973
17	73	GT4	Sugden/Rutt	Jaquar E-Type	46:54.732	17	3 LAPS	79.23	2:38.263
18	65	GT3	Halstead/McPherson	Austin Healey 3000	47:08.360	17	3 LAPS	78.85	2:39.649
19	27	GT4	Shuckburgh/Keith-Lucas	Jaquar E-Type	47:09.885	17	3 LAPS	78.80	2:35.569
20	5	IT2	Neumark/Franklin	Ferrari 250 GT Berlinetta	47:44.962	17	3 LAPS	77.84	2:40.081
21	16	IT5	Donaldson/Summers	Ferrari 365 GTB Daytona	47:46.511	17	3 LAPS	77.80	2:31.633
22	68	GT3	Orebi Gann	Morgan Plus 4 SLR	47:47.348	17	3 LAPS	77.77	2:41.190
23	1	IT2	Mason/Knill-Jones	Alfa Romeo Giulia TZ	48:06.296	17	3 LAPS	77.26	2:39.922
24	82	GT4	Edge/Carpenter	Jaquar E-Type	48:13.699	17	3 LAPS	77.07	2:40.797
25	118	GT4	Clark/Kroft	Jaquar E-Type	48:15.222	17	3 LAPS	77.02	2:41.794
26	88	IT2	McCulloch	Alfa Romeo Giulia TZ	48:24.370	17	3 LAPS	76.78	2:42.156
27	3	IT2	Williams/'Anson	Alfa Romeo Giulia TZ	48:40.057	17	3 LAPS	76.37	2:43.206
28	11	IT3	Gijzen	Ferrari 275 GTB/4	48:44.171	17	3 LAPS	76.26	2:43.662
29	63	GT2	Begbie/Stephenson	TVR Grantura MKIII	48:49.502	17	3 LAPS	76.12	2:41.339
30	18	IT5	McAlpine	Dino-Ferrari 308 GT4	49:05.235	17	3 LAPS	75.72	2:44.888
31	57	GT2	Amar	Porsche 911	46:51.888	16	4 LAPS	74.64	2:46.479
32	7	IT3	Kinch	Ferrari 250 GT Drogo	46:52.699	16	4 LAPS	74.61	2:46.511
33	58	GT2	Benjamin/Richardson	Porsche 911	46:53.096	16	4 LAPS	74.60	2:45.859
34	66	GT3	Wood/Wood	Jaquar E-Type	47:00.142	16	4 LAPS	74.42	2:42.312
35	92	GT4	Sears/Patterson	Jaquar E-Type	47:12.647	16	4 LAPS	74.09	2:45.055
36	51	SP2	Woods	Austin Healey 100 M	47:36.811	16	4 LAPS	73.46	2:49.556
37	60	GT2	Winter/Bernberg	Porsche 911	47:45.874	16	4 LAPS	73.23	2:50.721
38	20	IP1	Rettenmeier	Maserati 300 S	48:33.433	16	4 LAPS	72.03	2:53.376
39	55	GT2	Hitch/Birrell	MG B	46:23.902	15	5 LAPS	70.67	2:55.252
40	61	GT2	Moyes/Pead	Porsche 911	47:36.969	15	5 LAPS	68.86	2:59.781
41	91	GT3	Hubner	Morgan Plus 4	48:28.620	15	5 LAPS	67.64	3:01.430
42	50	SP1	Edwards	Rejo Mk IV	48:48.435	15	5 LAPS	67.18	2:46.072
43	15	IT4	Robinson/Fripp	Iso Grifo GL	49:09.267	15	5 LAPS	66.70	3:01.502
44	4	IT1	Wills/Twyman	Alfa Romeo Giulia Speciale	40:22.804	13	7 LAPS	70.36	2:55.768
45	54	GT1	Jacobsen/Jacobsen	Lotus Elite	35:03.793	12	8 LAPS	74.78	2:43.428

### NOT CLASSIFIED

98	GT4	Wenman	Shelby Mustang GT 350	34:09.235	12	D.N.F.	76.77	2:42.279
2	IT2	Draper	Alfa Romeo Giulia TZ	29:46.201	10	D.N.F.	73.37	2:44.056
45	IT3	Knapfield	Ferrari 275 GTB	16:06.606	6	D.N.F.	81.22	2:36.201
9	IT3	Newall/Warburton	Ferrari 275 GTB/C	7:58.879	3	D.N.F.	81.66	2:37.078
62	GT2	Adams/Adams	Turner Ford Mk II	6:08.928	2	D.N.F.	70.39	2:50.814

Cars 24, 118. 30 second penalties applied for pit-stop window infringements.

Weather/Track: Cloud/Dry

These results are provisional until the conclusion of any judicial and technical matters.

Silverstone

Circuit Length = 3.6490 miles.

Start: 17:38 End: 18:24

Clerk of the Course:

Timekeeper:

**Italian Historic and GT Sports Car Cup**  
**RACE 9 - CLASSIFICATION - Silverstone - 22/23/24 July 2011**  
 (contd.)

POS	NO	CL	DRIVER(S)	CAR	TIME	LAPS	GAP	MPH	BEST
				FASTEST LAP					
41	IP5		Kinch	Ferrari 512 M	2:12.407	19	99.21mph	159.66kph	
25	IP4		Verdon-Roe	Ferrari 412 P	2:14.515	16	97.65mph	157.16kph	
24	IP3		Fisken/Leventis	Ferrari Dino 206P	2:22.608	4	92.11mph	148.24kph	
22	GT4		Voyazides	AC Cobra	2:29.141	6	88.08mph	141.75kph	
16	IT5		Donaldson/Summers	Ferrari 365 GTB Daytona	2:31.633	6	86.63mph	139.42kph	
10	IT3		Gaye/Green	Ferrari 275 GTB/C	2:34.041	6	85.27mph	137.24kph	
64	GT3		Emberson/Wykeham	Morgan Plus 4 SLR	2:35.973	12	84.22mph	135.54kph	
1	IT2		Mason/Knill-Jones	Alfa Romeo Giulia TZ	2:39.922	12	82.14mph	132.19kph	
63	GT2		Begbie/Stephenson	TVR Grantura MKIII	2:41.339	7	81.42mph	131.03kph	
54	GT1		Jacobsen/Jacobsen	Lotus Elite	2:43.428	12	80.38mph	129.35kph	
50	SP1		Edwards	Rejo Mk IV	2:46.072	14	79.10mph	127.30kph	
51	SP2		Woods	Austin Healey 100 M	2:49.556	6	77.47mph	124.68kph	
20	IP1		Rettenmeier	Maserati 300 S	2:53.376	16	75.76mph	121.93kph	
4	IT1		Wills/Twyman	Alfa Romeo Giulia Speciale	2:55.768	5	74.73mph	120.27kph	
15	IT4		Robinson/Fripp	Iso Grifo GL	3:01.502	14	72.37mph	116.47kph	

Cars 24, 118. 30 second penalties applied for pit-stop window infringements.

Weather/Track: Cloud/Dry

These results are provisional until the conclusion of any judicial and technical matters.

Silverstone

Circuit Length = 3.6490 miles.

Start: 17:38 End: 18:24

Clerk of the Course:		Timekeeper:
----------------------	--	-------------

# Italian Historic and GT Sports Car Cup

## RACE 9 - LAP ANALYSIS - Silverstone - 22/23/24 July 2011

<b>1</b>	<b>Mason/Knill-Jones</b>	Alfa Romeo Giulia TZ					
1 -	2:57.995	6 -	2:47.473P	11 -	2:41.251	16 -	2:44.118
2 -	2:51.507	7 -	3:58.521	12 -	<b>2:39.922</b>	17 -	2:42.619
3 -	2:47.812	8 -	2:42.573	13 -	2:42.099		
4 -	2:50.025	9 -	2:40.946	14 -	2:42.894		
5 -	2:49.605	10 -	2:42.801	15 -	2:44.135		
<b>2</b>	<b>Draper</b>	Alfa Romeo Giulia TZ					
1 -	2:58.514	6 -	2:44.978				
2 -	2:49.697	7 -	2:48.707				
3 -	2:44.579	8 -	2:45.272				
4 -	2:45.864	9 -	2:44.085P				
5 -	<b>2:44.056</b>	10 -	4:40.449P				
<b>3</b>	<b>Williams/I'Anson</b>	Alfa Romeo Giulia TZ					
1 -	3:00.609	6 -	2:46.947	11 -	2:48.275	16 -	2:46.630
2 -	2:50.298	7 -	2:44.035	12 -	2:47.596	17 -	2:46.551
3 -	2:47.848	8 -	<b>2:43.206</b>	13 -	2:48.746		
4 -	2:46.852	9 -	2:42.852P	14 -	2:46.999		
5 -	2:46.148	10 -	4:00.828	15 -	2:45.637		
<b>4</b>	<b>Wills/Twyman</b>	Alfa Romeo Giulia Speciale					
1 -	3:16.384	6 -	2:57.804	11 -	3:00.905		
2 -	2:58.123	7 -	2:58.571P	12 -	2:56.611		
3 -	2:57.283	8 -	4:21.586	13 -	3:02.390		
4 -	2:56.584	9 -	3:00.863				
5 -	<b>2:55.768</b>	10 -	2:59.932				
<b>5</b>	<b>Neumark/Franklin</b>	Ferrari 250 GT Berlinetta					
1 -	2:51.435	6 -	2:44.351	11 -	2:40.298	16 -	<b>2:40.081</b>
2 -	2:44.864	7 -	2:44.590	12 -	2:41.530	17 -	2:43.676
3 -	2:43.615	8 -	2:45.872	13 -	2:40.337		
4 -	2:44.794	9 -	2:49.631P	14 -	2:43.286		
5 -	2:47.992	10 -	3:56.305	15 -	2:42.305		
<b>6</b>	<b>Hughenoltz</b>	Ferrari 250 GT Drogo					
1 -	2:43.279	6 -	2:35.293	11 -	2:38.032	16 -	2:35.316
2 -	2:36.883	7 -	2:37.002	12 -	2:36.888	17 -	2:35.575
3 -	2:35.957	8 -	<b>2:34.973</b>	13 -	2:38.124	18 -	2:35.647
4 -	2:37.921	9 -	2:36.731P	14 -	2:35.661		
5 -	2:36.181	10 -	3:49.151	15 -	2:36.958		

CARS 10, 11, 46, 83 - PLEASE CHECK TRANSPONDERS  
Weather/Track: Cloud/Dry

# Italian Historic and GT Sports Car Cup

## RACE 9 - LAP ANALYSIS - Silverstone - 22/23/24 July 2011

(contd.)

<b>7</b>	<b>Kinch</b>	Ferrari 250 GT Drogo					
1 -	3:10.253	6 -	2:48.744	11 -	2:52.339	16 -	2:49.599
2 -	2:53.426	7 -	2:49.814	12 -	2:50.585		
3 -	2:52.756	8 -	2:52.396P	13 -	2:48.560		
4 -	2:50.908	9 -	4:01.184	14 -	<b>2:46.511</b>		
5 -	2:48.750	10 -	2:49.571	15 -	2:47.303		
<b>9</b>	<b>Newall/Warburton</b>	Ferrari 275 GTB/C					
1 -	2:41.484						
2 -	<b>2:37.078</b>						
3 -	2:40.317						
<b>10</b>	<b>Gaye/Green</b>	Ferrari 275 GTB/C					
1 -	2:40.742	6 -	<b>2:34.041</b>	11 -	2:39.796	16 -	2:39.791
2 -	2:37.030	7 -	2:37.664	12 -	2:40.641	17 -	2:38.870
3 -	2:38.666	8 -	2:35.274	13 -	2:39.013		
4 -	2:36.782	9 -	2:37.881P	14 -	2:42.096		
5 -	2:34.885	10 -	4:07.267	15 -	2:40.296		
<b>11</b>	<b>Gijzen</b>	Ferrari 275 GTB/4					
1 -	3:01.929	6 -	2:44.653	11 -	2:44.064	16 -	2:44.541
2 -	2:48.203	7 -	2:46.052P	12 -	2:44.079	17 -	<b>2:43.662</b>
3 -	2:47.856	8 -	4:21.550	13 -	2:45.074		
4 -	2:45.727	9 -	2:44.489	14 -	2:45.398		
5 -	2:46.844	10 -	2:44.921	15 -	2:45.129		
<b>15</b>	<b>Robinson/Fripp</b>	Iso Grifo GL					
1 -	3:33.193	6 -	3:16.274	11 -	3:07.776		
2 -	3:19.354	7 -	3:16.982P	12 -	3:06.651		
3 -	3:12.545	8 -	4:16.113	13 -	3:06.723		
4 -	3:13.090	9 -	3:07.753	14 -	<b>3:01.502</b>		
5 -	3:12.427	10 -	3:12.897	15 -	3:05.987		
<b>16</b>	<b>Donaldson/Summers</b>	Ferrari 365 GTB Daytona					
1 -	2:35.074	6 -	<b>2:31.633</b>	11 -	2:50.057	16 -	2:51.526
2 -	2:33.383	7 -	2:33.004	12 -	2:52.133	17 -	2:53.767
3 -	2:32.070	8 -	2:32.701P	13 -	2:49.643		
4 -	2:31.797	9 -	4:38.720	14 -	2:50.737		
5 -	2:32.514	10 -	2:49.475	15 -	2:48.277		

CARS 10, 11, 46, 83 - PLEASE CHECK TRANSPONDERS  
Weather/Track: Cloud/Dry

# Italian Historic and GT Sports Car Cup

## RACE 9 - LAP ANALYSIS - Silverstone - 22/23/24 July 2011

(contd.)

<b>18</b>	<b>McAlpine</b>	Dino-Ferrari 308 GT4					
1 -	3:00.388	6 -	2:49.195	11 -	2:47.245	16 -	2:45.450
2 -	2:46.370	7 -	2:46.418	12 -	2:46.076	17 -	2:46.673
3 -	2:46.418	8 -	2:46.383P	13 -	2:49.046		
4 -	2:48.799	9 -	4:21.476	14 -	2:45.353		
5 -	2:49.206	10 -	<b>2:44.888</b>	15 -	2:45.851		
<b>20</b>	<b>Rettenmeier</b>	Maserati 300 S					
1 -	3:14.259	6 -	2:58.495	11 -	2:55.052	16 -	<b>2:53.376</b>
2 -	2:54.975	7 -	2:58.809	12 -	2:56.997		
3 -	2:56.314	8 -	2:56.765P	13 -	2:57.895		
4 -	2:56.129	9 -	4:11.082	14 -	2:55.619		
5 -	2:55.656	10 -	2:57.121	15 -	2:54.889		
<b>22</b>	<b>Voyazides</b>	AC Cobra					
1 -	2:33.549	6 -	<b>2:29.141</b>	11 -	2:28.506P	16 -	2:32.290
2 -	2:31.906	7 -	2:29.484	12 -	3:36.909	17 -	2:32.543
3 -	2:29.503	8 -	2:30.401	13 -	2:30.114	18 -	2:32.597
4 -	2:30.299	9 -	2:31.298	14 -	2:30.033		
5 -	2:33.037	10 -	2:29.498	15 -	2:30.119		
<b>23</b>	<b>O'Shea</b>	Cooper T61 Maserati					
1 -	3:06.778	6 -	2:33.646	11 -	2:32.198	16 -	2:33.928
2 -	2:35.756	7 -	2:35.059	12 -	2:32.014	17 -	2:33.093
3 -	2:32.941	8 -	2:33.620	13 -	<b>2:30.311</b>	18 -	2:35.656
4 -	2:33.185	9 -	2:34.550P	14 -	2:35.207		
5 -	2:32.050	10 -	3:42.846	15 -	2:31.127		
<b>24</b>	<b>Fisken/Leventis</b>	Ferrari Dino 206P					
1 -	2:28.134	6 -	2:24.082	11 -	2:25.660	16 -	2:54.365
2 -	2:24.045	7 -	2:26.952	12 -	2:24.193	17 -	2:53.044
3 -	2:23.274	8 -	2:26.941	13 -	2:26.767P	18 -	2:52.230
4 -	<b>2:22.608</b>	9 -	2:26.444	14 -	4:19.935		
5 -	2:28.354	10 -	2:34.475	15 -	3:03.038		
<b>25</b>	<b>Verdon-Roe</b>	Ferrari 412 P					
1 -	2:16.959	6 -	2:18.496	11 -	2:15.869	16 -	<b>2:14.515</b>
2 -	2:16.584	7 -	2:18.257	12 -	2:14.720P	17 -	2:15.502
3 -	2:16.459	8 -	2:17.711	13 -	3:20.662	18 -	2:16.708
4 -	2:16.481	9 -	2:15.910	14 -	2:15.220	19 -	2:15.378
5 -	2:19.057	10 -	2:15.308	15 -	2:15.555	20 -	2:15.629

CARS 10, 11, 46, 83 - PLEASE CHECK TRANSPONDERS  
Weather/Track: Cloud/Dry

# Italian Historic and GT Sports Car Cup

## RACE 9 - LAP ANALYSIS - Silverstone - 22/23/24 July 2011

(contd.)

<b>27</b>	<b>Shuckburgh/Keith-Lucas</b>	Jaguar E-Type					
1 -	2:44.263	6 -	2:36.475	11 -	2:46.782	16 -	2:48.087
2 -	2:36.781	7 -	2:36.448	12 -	2:47.954	17 -	2:45.458
3 -	2:37.143	8 -	<b>2:35.569</b>	13 -	2:46.558		
4 -	2:36.627	9 -	2:36.096P	14 -	2:47.315		
5 -	2:36.145	10 -	4:06.600	15 -	2:45.584		
<b>41</b>	<b>Kinch</b>	Ferrari 512 M					
1 -	2:16.533	6 -	2:16.223	11 -	2:15.352	16 -	2:14.580
2 -	2:12.931	7 -	2:14.493	12 -	2:18.571P	17 -	2:16.957
3 -	2:14.482	8 -	2:13.833	13 -	3:32.494	18 -	2:13.536
4 -	2:15.887	9 -	2:14.473	14 -	2:14.297	19 -	<b>2:12.407</b>
5 -	2:18.365	10 -	2:16.624	15 -	2:12.931	20 -	2:14.434
<b>42</b>	<b>Rossi Di Montelera</b>	Abarth-Osella PA 1					
1 -	2:17.290	6 -	2:18.754	11 -	2:18.093	16 -	2:18.524
2 -	2:14.426	7 -	2:17.919	12 -	2:13.940P	17 -	2:16.037
3 -	2:15.391	8 -	2:17.673	13 -	3:20.661	18 -	2:16.415
4 -	2:14.995	9 -	<b>2:14.347</b>	14 -	2:16.833	19 -	2:17.727
5 -	2:20.020	10 -	2:17.642	15 -	2:17.731	20 -	2:22.267
<b>43</b>	<b>Monteverde</b>	Ferrari 512 S					
1 -	2:34.110	6 -	2:19.827	11 -	2:21.515	16 -	2:18.125
2 -	<b>2:15.468</b>	7 -	2:19.043	12 -	2:19.939	17 -	2:15.982
3 -	2:17.308	8 -	2:17.893	13 -	2:18.166	18 -	2:16.809
4 -	2:18.819	9 -	2:19.107P	14 -	2:16.051	19 -	2:22.793
5 -	2:20.009	10 -	3:24.154	15 -	2:18.614	20 -	2:28.239P
<b>44</b>	<b>Lynn</b>	Ferrari 512 S					
1 -	2:18.302	6 -	2:18.439	11 -	2:15.922	16 -	2:20.024
2 -	2:15.827	7 -	2:17.320	12 -	2:18.130	17 -	2:19.003
3 -	<b>2:15.679</b>	8 -	2:18.130	13 -	2:21.071P	18 -	2:17.022
4 -	2:17.750	9 -	2:16.618	14 -	3:25.450	19 -	2:21.000
5 -	2:18.562	10 -	2:15.734	15 -	2:17.437	20 -	2:19.894
<b>45</b>	<b>Knapfield</b>	Ferrari 275 GTB					
1 -	2:42.207	6 -	2:56.791P				
2 -	<b>2:36.201</b>						
3 -	2:38.250						
4 -	2:36.876						
5 -	2:36.281						

CARS 10, 11, 46, 83 - PLEASE CHECK TRANSPONDERS  
Weather/Track: Cloud/Dry

# Italian Historic and GT Sports Car Cup

## RACE 9 - LAP ANALYSIS - Silverstone - 22/23/24 July 2011

(contd.)

<b>46</b>	<b>Welch/Pangborn</b>	Jaguar E-Type					
1 -	2:33.993	6 -	2:29.816	11 -	2:29.025P	16 -	2:37.447
2 -	2:32.019	7 -	2:30.706	12 -	3:47.822	17 -	2:37.691
3 -	2:31.350	8 -	2:29.940	13 -	2:40.138	18 -	2:51.223
4 -	<b>2:29.580</b>	9 -	2:31.058	14 -	2:36.749		
5 -	2:31.485	10 -	2:30.433	15 -	2:35.539		
<b>50</b>	<b>Edwards</b>	Rejo Mk IV					
1 -	3:18.889	6 -	2:48.714	11 -	2:49.201		
2 -	3:19.016P	7 -	2:48.154	12 -	2:46.498		
3 -	5:30.046	8 -	2:50.545P	13 -	2:46.262		
4 -	3:09.524P	9 -	3:33.702	14 -	<b>2:46.072</b>		
5 -	4:39.894	10 -	2:47.346	15 -	2:54.572P		
<b>51</b>	<b>Woods</b>	Austin Healey 100 M					
1 -	3:10.491	6 -	<b>2:49.556</b>	11 -	2:54.254	16 -	2:55.100
2 -	2:53.404	7 -	2:54.480P	12 -	2:53.032		
3 -	2:54.787	8 -	4:05.891	13 -	2:54.218		
4 -	2:55.747	9 -	2:51.694	14 -	2:50.147		
5 -	2:50.181	10 -	2:51.432	15 -	2:52.397		
<b>54</b>	<b>Jacobsen/Jacobsen</b>	Lotus Elite					
1 -	2:56.658	6 -	2:47.914P	11 -	2:45.181		
2 -	2:47.120	7 -	4:24.457	12 -	<b>2:43.428</b>		
3 -	2:45.251	8 -	2:45.061				
4 -	2:49.428	9 -	2:44.089				
5 -	2:49.389	10 -	2:45.817				
<b>55</b>	<b>Hitch/Birrell</b>	MG B					
1 -	3:07.030	6 -	2:58.478	11 -	3:00.629		
2 -	<b>2:55.252</b>	7 -	2:57.624	12 -	2:59.685		
3 -	2:56.122	8 -	2:58.345	13 -	2:59.460		
4 -	2:57.145	9 -	3:00.075P	14 -	2:58.494		
5 -	2:57.303	10 -	4:36.728	15 -	3:01.532		
<b>57</b>	<b>Amar</b>	Porsche 911					
1 -	3:08.905	6 -	2:50.149	11 -	4:01.412	16 -	2:49.408
2 -	2:49.218	7 -	2:47.255	12 -	2:49.305		
3 -	2:47.824	8 -	2:50.592	13 -	2:50.300		
4 -	2:49.699	9 -	3:06.737	14 -	<b>2:46.479</b>		
5 -	2:49.332	10 -	2:47.890P	15 -	2:47.383		

CARS 10, 11, 46, 83 - PLEASE CHECK TRANSPONDERS  
Weather/Track: Cloud/Dry

# Italian Historic and GT Sports Car Cup

## RACE 9 - LAP ANALYSIS - Silverstone - 22/23/24 July 2011

(contd.)

<b>58</b>	<b>Benjamin/Richardson</b>	Porsche 911					
1 -	3:09.383	6 -	2:51.221	11 -	2:49.651	16 -	2:48.450
2 -	2:53.293	7 -	2:52.042	12 -	2:49.555		
3 -	2:51.112	8 -	2:49.421P	13 -	2:48.082		
4 -	2:51.951	9 -	4:05.766	14 -	2:45.950		
5 -	2:51.684	10 -	2:49.676	15 -	<b>2:45.859</b>		
<b>59</b>	<b>Audi/Mahmoud</b>	Jaguar E-Type					
1 -	2:41.650	6 -	2:36.671	11 -	2:38.802	16 -	2:36.884
2 -	<b>2:34.987</b>	7 -	2:45.613P	12 -	2:40.266	17 -	2:38.614
3 -	2:35.700	8 -	4:11.627	13 -	2:37.564		
4 -	2:35.877	9 -	2:39.090	14 -	2:38.751		
5 -	2:35.900	10 -	2:38.739	15 -	2:36.548		
<b>60</b>	<b>Winter/Bernberg</b>	Porsche 911					
1 -	3:07.980	6 -	2:52.105	11 -	2:52.242	16 -	2:52.779
2 -	2:55.138	7 -	2:53.149P	12 -	2:51.244		
3 -	2:56.717	8 -	4:12.061	13 -	<b>2:50.721</b>		
4 -	2:54.277	9 -	2:52.715	14 -	2:53.402		
5 -	2:54.456	10 -	2:53.545	15 -	2:53.343		
<b>61</b>	<b>Moyes/Pead</b>	Porsche 911					
1 -	3:20.670	6 -	3:04.411	11 -	3:02.901		
2 -	3:05.266	7 -	3:06.403	12 -	3:01.461		
3 -	3:08.572	8 -	3:05.366P	13 -	3:00.905		
4 -	3:07.249	9 -	4:22.059	14 -	<b>2:59.781</b>		
5 -	3:05.360	10 -	3:05.427	15 -	3:01.138		
<b>62</b>	<b>Adams/Adams</b>	Turner Ford Mk II					
1 -	<b>2:50.814</b>						
2 -	3:18.114P						
<b>63</b>	<b>Begbie/Stephenson</b>	TVR Grantura MKIII					
1 -	2:50.956	6 -	2:43.214	11 -	2:47.141	16 -	2:44.177
2 -	2:46.405	7 -	<b>2:41.339</b>	12 -	2:43.861	17 -	2:44.871
3 -	2:43.147	8 -	2:43.124	13 -	2:46.398		
4 -	2:44.342	9 -	2:52.733P	14 -	2:45.288		
5 -	2:46.419	10 -	4:42.328	15 -	2:43.759		

CARS 10, 11, 46, 83 - PLEASE CHECK TRANSPONDERS  
Weather/Track: Cloud/Dry



# Italian Historic and GT Sports Car Cup

## RACE 9 - LAP ANALYSIS - Silverstone - 22/23/24 July 2011

(contd.)

<b>64</b>	<b>Emberson/Wykeham</b>	Morgan Plus 4 SLR					
1 -	2:49.424	6 -	2:44.349	11 -	2:37.343	16 -	2:37.892
2 -	2:42.842	7 -	2:44.608	12 -	<b>2:35.973</b>	17 -	2:38.410
3 -	2:42.836	8 -	2:48.229P	13 -	2:37.976		
4 -	2:43.098	9 -	3:52.982	14 -	2:37.683		
5 -	2:42.665	10 -	2:36.721	15 -	2:36.656		
<b>65</b>	<b>Halstead/McPherson</b>	Austin Healey 3000					
1 -	2:49.954	6 -	2:43.136	11 -	2:42.964	16 -	2:43.700
2 -	2:41.463	7 -	2:42.243	12 -	2:41.829	17 -	2:43.035
3 -	2:41.481	8 -	2:40.775	13 -	2:42.520		
4 -	2:41.276	9 -	2:41.298P	14 -	2:41.782		
5 -	2:39.982	10 -	3:51.273	15 -	<b>2:39.649</b>		
<b>66</b>	<b>Wood/Wood</b>	Jaguar E-Type					
1 -	3:09.600	6 -	2:45.453	11 -	2:50.784	16 -	2:47.331
2 -	2:47.101	7 -	2:43.169	12 -	2:49.535		
3 -	<b>2:42.312</b>	8 -	2:43.602P	13 -	2:51.505		
4 -	2:45.786	9 -	4:46.235	14 -	2:47.716		
5 -	2:46.646	10 -	2:53.764	15 -	2:49.603		
<b>68</b>	<b>Orebi Gann</b>	Morgan Plus 4 SLR					
1 -	2:52.273	6 -	2:48.882P	11 -	2:41.316	16 -	2:44.191
2 -	2:46.206	7 -	3:56.125	12 -	2:44.598	17 -	<b>2:41.190</b>
3 -	2:43.254	8 -	2:43.332	13 -	2:42.654		
4 -	2:43.535	9 -	2:42.577	14 -	2:45.510		
5 -	2:45.760	10 -	2:42.108	15 -	2:43.837		
<b>72</b>	<b>Boot</b>	Jaguar E-Type					
1 -	2:38.549	6 -	2:36.113	11 -	3:54.175	16 -	2:35.823
2 -	2:36.279	7 -	2:38.112	12 -	2:35.540	17 -	2:35.020
3 -	2:38.063	8 -	2:36.903	13 -	2:35.329	18 -	<b>2:34.513</b>
4 -	2:36.702	9 -	2:35.939	14 -	2:37.248		
5 -	2:35.600	10 -	2:38.284P	15 -	2:38.452		
<b>73</b>	<b>Sugden/Rutt</b>	Jaguar E-Type					
1 -	2:45.700	6 -	2:40.997	11 -	2:41.829	16 -	2:42.472
2 -	2:39.509	7 -	2:40.115	12 -	2:43.759	17 -	2:41.240
3 -	2:39.454	8 -	<b>2:38.263</b>	13 -	2:40.714		
4 -	2:39.156	9 -	2:39.037P	14 -	2:44.118		
5 -	2:39.490	10 -	3:57.481	15 -	2:41.398		

CARS 10, 11, 46, 83 - PLEASE CHECK TRANSPONDERS  
Weather/Track: Cloud/Dry

# Italian Historic and GT Sports Car Cup

## RACE 9 - LAP ANALYSIS - Silverstone - 22/23/24 July 2011

(contd.)

<b>76</b>	<b>Tromans/Tandy</b>	AC Cobra					
1 -	2:36.135	6 -	2:30.929	11 -	2:36.789	16 -	2:37.488
2 -	2:31.840	7 -	2:32.115	12 -	2:35.650	17 -	2:37.579
3 -	2:31.496	8 -	2:32.158	13 -	2:33.998	18 -	2:34.528
4 -	2:31.864	9 -	2:33.525P	14 -	2:33.661		
5 -	<b>2:30.674</b>	10 -	3:45.561	15 -	2:38.196		
<b>82</b>	<b>Edge/Carpenter</b>	Jaguar E-Type					
1 -	3:02.324	6 -	2:50.117	11 -	2:43.255	16 -	2:40.927
2 -	2:48.153	7 -	2:45.958	12 -	2:42.083	17 -	<b>2:40.797</b>
3 -	2:43.214	8 -	2:43.723P	13 -	2:42.874		
4 -	2:42.756	9 -	4:07.784	14 -	2:45.685		
5 -	2:45.503	10 -	2:45.377	15 -	2:43.169		
<b>83</b>	<b>Tate/Lawson</b>	Jaguar E-Type					
1 -	2:54.085	6 -	2:38.832	11 -	2:33.100	16 -	2:32.741
2 -	2:40.637	7 -	2:34.532	12 -	2:32.990	17 -	<b>2:31.759</b>
3 -	2:37.629	8 -	2:36.930P	13 -	2:34.075	18 -	2:32.672
4 -	2:38.191	9 -	3:45.474	14 -	2:33.673		
5 -	2:35.375	10 -	2:37.817	15 -	2:36.212		
<b>88</b>	<b>McCulloch</b>	Alfa Romeo Giulia TZ					
1 -	3:03.028	6 -	2:46.982	11 -	<b>2:42.156</b>	16 -	2:46.345
2 -	2:49.559	7 -	2:44.399	12 -	2:43.164	17 -	2:51.865
3 -	2:45.985	8 -	2:40.903P	13 -	2:43.372		
4 -	2:50.269	9 -	3:57.869	14 -	2:44.202		
5 -	2:43.866	10 -	2:47.304	15 -	2:43.102		
<b>91</b>	<b>Hubner</b>	Morgan Plus 4					
1 -	3:34.458	6 -	3:06.831	11 -	3:02.170		
2 -	3:12.925	7 -	3:05.839P	12 -	<b>3:01.430</b>		
3 -	3:10.428	8 -	4:37.298	13 -	3:01.648		
4 -	3:13.690	9 -	3:02.950	14 -	3:05.257		
5 -	3:06.607	10 -	3:03.711	15 -	3:03.378		
<b>92</b>	<b>Sears/Patterson</b>	Jaguar E-Type					
1 -	3:15.347	6 -	3:01.368P	11 -	2:49.492	16 -	<b>2:45.055</b>
2 -	2:55.809	7 -	4:00.609	12 -	2:48.245		
3 -	2:57.629	8 -	2:46.345	13 -	2:49.183		
4 -	2:58.337	9 -	2:48.995	14 -	2:45.447		
5 -	2:56.072	10 -	2:48.246	15 -	2:46.468		

CARS 10, 11, 46, 83 - PLEASE CHECK TRANSPONDERS  
Weather/Track: Cloud/Dry

# Italian Historic and GT Sports Car Cup

## RACE 9 - LAP ANALYSIS - Silverstone - 22/23/24 July 2011

(contd.)

<b>98</b>	<b>Wenman</b>	Shelby Mustang GT 350			
1 - 2:58.274	6 - 2:44.457	11 - <b>2:42.279</b>			
2 - 2:45.198	7 - 2:45.666	12 - 2:44.535			
3 - 2:43.508	8 - 2:43.655P				
4 - 2:42.761	9 - 3:51.750				
5 - 2:44.434	10 - 2:42.718				
<b>118</b>	<b>Clark/Kroft</b>	Jaguar E-Type			
1 - 2:51.685	6 - 2:42.482	11 - 2:45.707	16 - 2:43.731		
2 - 2:45.411	7 - 2:42.474	12 - 2:41.895	17 - 2:43.041		
3 - 2:43.154	8 - 2:42.360	13 - 2:44.362P			
4 - 2:43.220	9 - <b>2:41.794</b>	14 - 3:59.190			
5 - 2:43.882	10 - 2:43.689	15 - 2:47.145			

CARS 10, 11, 46, 83 - PLEASE CHECK TRANSPONDERS

Weather/Track: Cloud/Dry

# Italian Historic and GT Sports Car Cup

## RACE 9 - LAP CHART - Silverstone - 22/23/24 July 2011

Lap 1			Lap 2			Lap 3			Lap 4			Lap 5		
No	Behind	Laptime	No	Behind	Laptime	No	Behind	Laptime	No	Behind	Laptime	No	Behind	Laptime
41		2:16.533	41		2:12.931	41		2:14.482	41		2:15.887	41		2:18.365
25	0.426	2:16.959	42	2.252	2:14.426	42	3.161	2:15.391	42	2.269	2:14.995	54	1 LAP	2:49.428
42	0.757	2:17.290	25	4.079	2:16.584	91	1 LAP	3:12.925	20	1 LAP	2:56.314	2	1 LAP	2:45.864
44	1.769	2:18.302	44	4.665	2:15.827	44	5.862	2:15.679	25	6.650	2:16.481	18	1 LAP	2:48.799
24	11.601	2:28.134	43	20.114	2:15.468	25	6.056	2:16.459	44	7.725	2:17.750	42	3.924	2:20.020
22	17.016	2:33.549	24	22.715	2:24.045	15	1 LAP	3:19.354	92	1 LAP	2:57.629	11	1 LAP	2:45.727
46	17.460	2:33.993	22	35.991	2:31.906	43	22.940	2:17.308	4	1 LAP	2:57.283	66	1 LAP	2:45.786
43	17.577	2:34.110	46	36.548	2:32.019	24	31.507	2:23.274	43	25.872	2:18.819	25	7.342	2:19.057
16	18.541	2:35.074	76	38.511	2:31.840	22	51.012	2:29.503	61	1 LAP	3:08.572	3	1 LAP	2:46.852
76	19.602	2:36.135	16	38.993	2:33.383	46	53.416	2:31.350	24	38.228	2:22.608	44	7.922	2:18.562
72	22.016	2:38.549	72	45.364	2:36.279	76	55.525	2:31.496	91	1 LAP	3:10.428	1	1 LAP	2:50.025
10	24.209	2:40.742	59	47.173	2:34.987	16	56.581	2:32.070	15	1 LAP	3:12.545	88	1 LAP	2:50.269
9	24.951	2:41.484	10	48.308	2:37.030	59	1:08.391	2:35.700	22	1:05.424	2:30.299	57	1 LAP	2:49.699
59	25.117	2:41.650	45	48.944	2:36.201	72	1:08.945	2:38.063	46	1:07.109	2:29.580	43	27.516	2:20.009
45	25.674	2:42.207	9	49.098	2:37.078	6	1:12.173	2:35.957	76	1:11.502	2:31.864	58	1 LAP	2:51.951
6	26.746	2:43.279	6	50.698	2:36.883	10	1:12.492	2:38.666	16	1:12.491	2:31.797	7	1 LAP	2:50.908
27	27.730	2:44.263	27	51.580	2:36.781	45	1:12.712	2:38.250	59	1:28.381	2:35.877	60	1 LAP	2:54.277
73	29.167	2:45.700	73	55.745	2:39.509	73	1:14.241	2:37.143	72	1:29.760	2:36.702	51	1 LAP	2:55.747
64	32.891	2:49.424	65	1:01.953	2:41.463	29	1:14.933	2:40.317	10	1:33.387	2:36.782	55	1 LAP	2:57.145
65	33.421	2:49.954	64	1:02.802	2:42.842	73	1:20.717	2:39.454	45	1:33.701	2:36.876	20	1 LAP	2:56.129
62	34.281	2:50.814	83	1:05.258	2:40.637	83	1:28.405	2:37.629	6	1:34.207	2:37.921	24	48.217	2:28.354
63	34.423	2:50.956	5	1:06.835	2:44.864	65	1:28.952	2:41.481	27	1:34.981	2:36.627	92	1 LAP	2:58.337
5	34.902	2:51.435	118	1:07.632	2:45.411	64	1:31.156	2:42.836	73	1:43.986	2:39.156	50	2 LAPS	5:30.046
118	35.152	2:51.685	63	1:07.897	2:46.405	23	1:31.529	2:32.941	23	1:48.827	2:33.185	4	1 LAP	2:56.584
68	35.740	2:52.273	68	1:09.015	2:46.206	5	1:35.968	2:43.615	83	1:50.709	2:38.191	22	1:20.096	2:33.037
83	37.552	2:54.085	23	1:13.070	2:35.756	118	1:36.304	2:43.154	65	1:54.341	2:41.276	46	1:20.229	2:31.485
54	40.125	2:56.658	98	1:14.008	2:45.198	63	1:36.562	2:43.147	64	1:58.367	2:43.098	61	1 LAP	3:07.249
1	41.462	2:57.995	54	1:14.314	2:47.120	68	1:37.787	2:43.254	118	2:03.637	2:43.220	76	1:23.811	2:30.674
98	41.741	2:58.274	18	1:17.294	2:46.370	98	1:43.034	2:43.508	5	2:04.875	2:44.794	16	1:26.640	2:32.514
2	41.981	2:58.514	2	1:18.747	2:49.697	54	1:45.083	2:45.251	63	2:05.017	2:44.342	59	1:45.916	2:35.900
18	43.855	3:00.388	1	1:20.038	2:51.507	2	1:48.844	2:44.579	68	2:05.435	2:43.535	72	1:46.995	2:35.600
3	44.076	3:00.609	11	1:20.668	2:48.203	18	1:49.230	2:46.418	98	2:09.908	2:42.761	10	1:49.907	2:34.885
11	45.396	3:01.929	82	1:21.013	2:48.153	82	1:49.745	2:43.214	82	2:16.614	2:42.756	45	1:51.617	2:36.281
82	45.791	3:02.324	3	1:21.443	2:50.298	1	1:53.368	2:47.812				6	1:52.023	2:36.181
88	46.495	3:03.028	88	1:23.123	2:49.559	11	1:54.042	2:47.856				27	1:52.761	2:36.145
23	50.245	3:06.778	66	1:27.237	2:47.101	88	1:54.626	2:45.985				91	1 LAP	3:13.690
55	50.497	3:07.030	57	1:28.659	2:49.218	3	1:54.809	2:47.848				15	1 LAP	3:13.090
60	51.447	3:07.980	55	1:32.818	2:55.252	66	1:55.067	2:42.312				23	2:02.512	2:32.050
57	52.372	3:08.905	58	1:33.212	2:53.293	57	2:02.001	2:47.824				73	2:05.111	2:39.490
58	52.850	3:09.383	60	1:33.654	2:55.138	58	2:09.842	2:51.112				83	2:07.719	2:35.375
66	53.067	3:09.600	7	1:34.215	2:53.426	7	2:12.489	2:52.756				65	2:15.958	2:39.982
7	53.720	3:10.253	51	1:34.431	2:53.404	55	2:14.458	2:56.122						
51	53.958	3:10.491	62	1:39.464	3:18.114P	51	2:14.736	2:54.787						
20	57.726	3:14.259	20	1:39.770	2:54.975	60	2:15.889	2:56.717						
92	58.814	3:15.347	92	1:41.692	2:55.809									
4	59.851	3:16.384	4	1:45.043	2:58.123									
50	1:02.356	3:18.889	61	1:56.472	3:05.266									
61	1:04.137	3:20.670	50	2:08.441	3:19.016P									
15	1:16.660	3:33.193												
91	1:17.925	3:34.458												

CARS 10, 11, 46, 83 - PLEASE CHECK TRANSPONDERS  
Weather/Track: Cloud/Dry

# Italian Historic and GT Sports Car Cup

## RACE 9 - LAP CHART - Silverstone - 22/23/24 July 2011

(contd.)

Lap 6			Lap 7			Lap 8			Lap 9			Lap 10		
No	Behind	Laptime	No	Behind	Laptime	No	Behind	Laptime	No	Behind	Laptime	No	Behind	Laptime
41		2:16.223	41		2:14.493	41		2:13.833	41		2:14.473	41		2:16.624
64	1 LAP	2:42.665	23	1 LAP	2:33.646	92	2 LAPS	3:01.368P	58	2 LAPS	2:52.042	59	2 LAPS	4:11.627
42	6.455	2:18.754	42	9.881	2:17.919	42	13.721	2:17.673	16	1 LAP	2:32.701P	22	1 LAP	2:31.298
25	9.615	2:18.496	44	12.965	2:17.320	72	1 LAP	2:38.112	51	2 LAPS	2:54.480P	46	1 LAP	2:31.058
44	10.138	2:18.439	25	13.379	2:18.257	10	1 LAP	2:37.664	42	13.595	2:14.347	50	4 LAPS	2:48.714
118	1 LAP	2:43.882	73	1 LAP	2:40.997	25	17.257	2:17.711	60	2 LAPS	2:53.149P	42	14.613	2:17.642
68	1 LAP	2:45.760	83	1 LAP	2:38.832	44	17.262	2:18.130	25	18.694	2:15.910	76	1 LAP	2:33.525P
63	1 LAP	2:46.419	45	1 LAP	2:56.791P	6	1 LAP	2:37.002	68	2 LAPS	3:56.125	25	17.378	2:15.308
5	1 LAP	2:47.992	65	1 LAP	2:43.136	27	1 LAP	2:36.448	44	19.407	2:16.618	44	18.517	2:15.734
98	1 LAP	2:44.434	91	2 LAPS	3:06.607	59	1 LAP	2:45.613P	55	2 LAPS	2:57.624	57	2 LAPS	2:50.592
82	1 LAP	2:45.503	43	35.670	2:19.043	23	1 LAP	2:35.059	20	2 LAPS	2:58.809	15	3 LAPS	3:16.982P
2	1 LAP	2:44.056	64	1 LAP	2:44.349	83	1 LAP	2:34.532	10	1 LAP	2:35.274	7	2 LAPS	2:52.396P
43	31.120	2:19.827	118	1 LAP	2:42.482	43	39.730	2:17.893	72	1 LAP	2:36.903	58	2 LAPS	2:49.421P
54	1 LAP	2:49.389	15	2 LAPS	3:12.427	73	1 LAP	2:40.115	6	1 LAP	2:34.973	68	2 LAPS	2:43.332
11	1 LAP	2:46.844	63	1 LAP	2:43.214	61	2 LAPS	3:04.411	27	1 LAP	2:35.569	72	1 LAP	2:35.939
18	1 LAP	2:49.206	5	1 LAP	2:44.351	65	1 LAP	2:42.243	4	2 LAPS	2:58.571P	10	1 LAP	2:37.881P
66	1 LAP	2:46.646	98	1 LAP	2:44.457	64	1 LAP	2:44.608	43	44.364	2:19.107P	6	1 LAP	2:36.731P
3	1 LAP	2:46.148	68	1 LAP	2:48.882P	118	1 LAP	2:42.474	1	2 LAPS	3:58.521	27	1 LAP	2:36.096P
88	1 LAP	2:43.866	2	1 LAP	2:44.978	63	1 LAP	2:41.339	23	1 LAP	2:33.620	23	1 LAP	2:34.550P
1	1 LAP	2:49.605	82	1 LAP	2:50.117	5	1 LAP	2:44.590	83	1 LAP	2:36.930P	1	2 LAPS	2:42.573
57	1 LAP	2:49.332	54	1 LAP	2:47.914P	98	1 LAP	2:45.666	54	2 LAPS	4:24.457	55	2 LAPS	2:58.345
24	56.076	2:24.082	11	1 LAP	2:44.653	24	1:21.643	2:26.941	73	1 LAP	2:38.263	20	2 LAPS	2:56.765P
7	1 LAP	2:48.750	66	1 LAP	2:45.453	91	2 LAPS	3:06.831	65	1 LAP	2:40.775	73	1 LAP	2:39.037P
58	1 LAP	2:51.684	24	1:08.535	2:26.952	2	1 LAP	2:48.707	24	1:33.614	2:26.444	11	2 LAPS	4:21.550
51	1 LAP	2:50.181	3	1 LAP	2:46.947	82	1 LAP	2:45.958	118	1 LAP	2:42.360	54	2 LAPS	2:45.061
60	1 LAP	2:54.456	88	1 LAP	2:46.982	66	1 LAP	2:43.169	64	1 LAP	2:48.229P	65	1 LAP	2:41.298P
55	1 LAP	2:57.303	18	1 LAP	2:49.195	11	1 LAP	2:46.052P	61	2 LAPS	3:06.403	24	1:51.465	2:34.475
20	1 LAP	2:55.656	1	1 LAP	2:47.473P	3	1 LAP	2:44.035	63	1 LAP	2:43.124	43	1:51.894	3:24.154
92	1 LAP	2:56.072	57	1 LAP	2:50.149	88	1 LAP	2:44.399	92	2 LAPS	4:00.609	51	2 LAPS	4:05.891
4	1 LAP	2:55.768	7	1 LAP	2:48.744	18	1 LAP	2:46.418	98	1 LAP	2:43.655P	118	1 LAP	2:41.794
22	1:33.014	2:29.141	58	1 LAP	2:51.221	15	2 LAPS	3:16.274	5	1 LAP	2:45.872	60	2 LAPS	4:12.061
46	1:33.822	2:29.816	51	1 LAP	2:49.556	50	3 LAPS	4:39.894	82	1 LAP	2:43.723P			
76	1:38.517	2:30.929	22	1:48.005	2:29.484	57	1 LAP	2:47.255	2	1 LAP	2:45.272			
16	1:42.050	2:31.633	46	1:50.035	2:30.706	22	2:04.573	2:30.401	66	1 LAP	2:43.602P			
50	2 LAPS	3:09.524P	60	1 LAP	2:52.105	46	2:06.142	2:29.940	88	1 LAP	2:40.903P			
59	2:06.364	2:36.671	76	1:56.139	2:32.115	7	1 LAP	2:49.814	3	1 LAP	2:43.206			
72	2:06.885	2:36.113	16	2:00.561	2:33.004	76	2:14.464	2:32.158	91	2 LAPS	3:05.839P			
10	2:07.725	2:34.041	55	1 LAP	2:58.478				18	1 LAP	2:46.383P			
6	2:11.093	2:35.293	20	1 LAP	2:58.495									
61	1 LAP	3:05.360	4	1 LAP	2:57.804									
27	2:13.013	2:36.475												

CARS 10, 11, 46, 83 - PLEASE CHECK TRANSPONDERS

Weather/Track: Cloud/Dry

Silverstone  
Circuit Length = 3.6490 miles.  
Start: 17:38 End: 18:24

# Italian Historic and GT Sports Car Cup

## RACE 9 - LAP CHART - Silverstone - 22/23/24 July 2011

(contd.)

Lap 11			Lap 12			Lap 13			Lap 14			Lap 15		
No	Behind	Laptime	No	Behind	Laptime	No	Behind	Laptime	No	Behind	Laptime	No	Behind	Laptime
41		2:15.352	41		2:18.571P	44		2:21.071P	41		2:14.297	41		2:12.931
63	2 LAPS	2:52.733P	91	4 LAPS	4:37.298	23	2 LAPS	2:32.198	58	3 LAPS	2:49.651	18	3 LAPS	2:46.076
92	3 LAPS	2:46.345	7	3 LAPS	4:01.184	7	3 LAPS	2:49.571	25	3.135	2:15.220	25	5.759	2:15.555
5	2 LAPS	2:49.631P	66	3 LAPS	4:46.235	6	2 LAPS	2:38.032	42	3.426	2:16.833	72	2 LAPS	2:35.329
16	2 LAPS	4:38.720	58	3 LAPS	4:05.766	66	3 LAPS	2:53.764	10	2 LAPS	2:40.641	42	8.226	2:17.731
83	2 LAPS	3:45.474	15	4 LAPS	4:16.113	72	2 LAPS	3:54.175	51	3 LAPS	2:54.254	6	2 LAPS	2:38.124
61	3 LAPS	3:05.366P	42	12.723	2:13.940P	58	3 LAPS	2:49.676	44	18.376	3:25.450	83	2 LAPS	2:34.075
2	2 LAPS	2:44.085P	118	2 LAPS	2:43.689	118	2 LAPS	2:45.707	91	4 LAPS	3:03.711	44	22.882	2:17.437
42	17.354	2:18.093	23	2 LAPS	3:42.846	91	4 LAPS	3:02.950	59	2 LAPS	2:40.266	118	2 LAPS	2:44.362P
25	17.895	2:15.869	25	14.044	2:14.720P	83	2 LAPS	2:33.100	27	2 LAPS	2:47.954	61	4 LAPS	3:02.901
22	1 LAP	2:29.498	6	2 LAPS	3:49.151	51	3 LAPS	2:51.432	92	3 LAPS	2:49.492	57	3 LAPS	2:49.305
3	2 LAPS	2:42.852P	51	3 LAPS	2:51.694	10	2 LAPS	2:39.796	60	3 LAPS	2:52.242	10	2 LAPS	2:39.013
44	19.087	2:15.922	44	18.646	2:18.130	15	4 LAPS	3:07.753	73	2 LAPS	2:43.759	7	3 LAPS	2:50.585
46	1 LAP	2:30.433	22	1 LAP	2:28.506P	92	3 LAPS	2:48.246	16	2 LAPS	2:52.133	66	3 LAPS	2:49.535
59	2 LAPS	2:39.090	60	3 LAPS	2:52.715	27	2 LAPS	2:46.782	65	2 LAPS	2:41.829	58	3 LAPS	2:49.555
4	3 LAPS	4:21.586	46	1 LAP	2:29.025P	60	3 LAPS	2:53.545	15	4 LAPS	3:12.897	59	2 LAPS	2:37.564
50	4 LAPS	2:48.154	83	2 LAPS	2:37.817	59	2 LAPS	2:38.802	64	2 LAPS	2:35.973	43	52.534	2:18.614
64	2 LAPS	3:52.982	10	2 LAPS	4:07.267	41	52.777	3:32.494	43	46.851	2:16.051	24	1 LAP	4:19.935
98	2 LAPS	3:51.750	92	3 LAPS	2:48.995	16	2 LAPS	2:50.057	22	1 LAP	2:30.114	27	2 LAPS	2:46.558
57	2 LAPS	3:06.737	27	2 LAPS	4:06.600	73	2 LAPS	2:41.829	20	3 LAPS	2:55.052	51	3 LAPS	2:53.032
68	2 LAPS	2:42.577	16	2 LAPS	2:49.475	42	53.667	3:20.661	46	1 LAP	2:40.138	73	2 LAPS	2:40.714
72	1 LAP	2:38.284P	59	2 LAPS	2:38.739	25	54.989	3:20.662	98	2 LAPS	2:44.535	92	3 LAPS	2:48.245
88	2 LAPS	3:57.869	73	2 LAPS	3:57.481	65	2 LAPS	2:42.964	68	2 LAPS	2:44.598	22	1 LAP	2:30.033
1	2 LAPS	2:40.946	20	3 LAPS	4:11.082	20	3 LAPS	2:57.121	5	2 LAPS	2:41.530	60	3 LAPS	2:51.244
82	2 LAPS	4:07.784	65	2 LAPS	3:51.273	64	2 LAPS	2:37.343	76	1 LAP	2:33.998	91	4 LAPS	3:02.170
76	1 LAP	3:45.561	4	3 LAPS	3:00.863	22	1 LAP	3:36.909	4	3 LAPS	3:00.905	64	2 LAPS	2:37.976
55	2 LAPS	3:00.075P	50	4 LAPS	2:50.545P	4	3 LAPS	2:59.932	55	3 LAPS	3:00.629	65	2 LAPS	2:42.520
43	1:58.057	2:21.515	64	2 LAPS	2:36.721	55	3 LAPS	4:36.728	1	2 LAPS	2:39.922	16	2 LAPS	2:49.643
11	2 LAPS	2:44.489	98	2 LAPS	2:42.718	98	2 LAPS	2:42.279	88	2 LAPS	2:43.164	46	1 LAP	2:36.749
54	2 LAPS	2:44.089	68	2 LAPS	2:42.108	43	1:37.874	2:18.166	82	2 LAPS	2:42.083	15	4 LAPS	3:07.776
24	2:01.773	2:25.660	57	2 LAPS	2:47.890P	68	2 LAPS	2:41.316	3	2 LAPS	2:47.596	20	3 LAPS	2:56.997
18	2 LAPS	4:21.476	5	2 LAPS	3:56.305	46	1 LAP	3:47.822	50	4 LAPS	2:47.346	68	2 LAPS	2:42.654
			43	1:59.425	2:19.939	5	2 LAPS	2:40.298	23	1 LAP	2:30.311	5	2 LAPS	2:40.337
			1	2 LAPS	2:42.801	24	1:54.445	2:26.767P	11	2 LAPS	2:44.079	76	1 LAP	2:33.661
			3	2 LAPS	4:00.828	76	1 LAP	2:35.650	54	2 LAPS	2:43.428	1	2 LAPS	2:42.099
			88	2 LAPS	2:47.304	1	2 LAPS	2:41.251	63	2 LAPS	2:43.861	88	2 LAPS	2:43.372
			76	1 LAP	2:36.789	88	2 LAPS	2:42.156				4	3 LAPS	2:56.611
			82	2 LAPS	2:45.377	3	2 LAPS	2:48.275						
			24	2:07.395	2:24.193	82	2 LAPS	2:43.255						
			61	3 LAPS	4:22.059	50	4 LAPS	3:33.702						
			11	2 LAPS	2:44.921	11	2 LAPS	2:44.064						
			63	2 LAPS	4:42.328	54	2 LAPS	2:45.181						
			54	2 LAPS	2:45.817	63	2 LAPS	2:47.141						
			18	2 LAPS	2:44.888	23	1 LAP	2:32.014						
			2	2 LAPS	4:40.449P	18	2 LAPS	2:47.245						
						61	3 LAPS	3:05.427						
						6	1 LAP	2:36.888						
						72	1 LAP	2:35.540						
						83	1 LAP	2:32.990						
						118	1 LAP	2:41.895						

CARS 10, 11, 46, 83 - PLEASE CHECK TRANSPONDERS  
Weather/Track: Cloud/Dry

# Italian Historic and GT Sports Car Cup

## RACE 9 - LAP CHART - Silverstone - 22/23/24 July 2011

(contd.)

Lap 16			Lap 17			Lap 18			Lap 19			Lap 20		
No	Behind	Laptime	No	Behind	Laptime	No	Behind	Laptime	No	Behind	Laptime	No	Behind	Laptime
41		2:14.580	41		2:16.957	41		2:13.536	41		2:12.407	41		2:14.434
82	3 LAPS	2:42.874	25	4.239	2:15.502	46	2 LAPS	2:37.447	64	3 LAPS	2:37.892	10	3 LAPS	2:38.870
55	4 LAPS	2:59.685	20	4 LAPS	2:57.895	24	2 LAPS	2:54.365	66	4 LAPS	2:49.603	22	2 LAPS	2:32.597
25	5.694	2:14.515	42	11.250	2:16.037	60	4 LAPS	2:53.402	73	3 LAPS	2:42.472	59	3 LAPS	2:38.614
23	2 LAPS	2:35.207	15	5 LAPS	3:06.651	25	7.411	2:16.708	25	10.382	2:15.378	55	5 LAPS	3:01.532
42	12.170	2:18.524	1	3 LAPS	2:42.894	16	3 LAPS	2:48.277	42	19.449	2:17.727	25	11.577	2:15.629
3	3 LAPS	2:48.746	23	2 LAPS	2:31.127	42	14.129	2:16.415	27	3 LAPS	2:48.087	42	27.282	2:22.267
50	5 LAPS	2:49.201	88	3 LAPS	2:44.202	76	2 LAPS	2:37.488	65	3 LAPS	2:43.700	64	3 LAPS	2:38.410
11	3 LAPS	2:45.074	82	3 LAPS	2:45.685	118	3 LAPS	2:47.145	92	4 LAPS	2:46.468	57	4 LAPS	2:49.408
44	28.326	2:20.024	44	30.372	2:19.003	91	5 LAPS	3:01.648	46	2 LAPS	2:37.691	7	4 LAPS	2:49.599
63	3 LAPS	2:46.398	3	3 LAPS	2:46.999	5	3 LAPS	2:42.305	61	5 LAPS	2:59.781	58	4 LAPS	2:48.450
6	2 LAPS	2:35.661	50	5 LAPS	2:46.498	68	3 LAPS	2:43.837	51	4 LAPS	2:52.397	73	3 LAPS	2:41.240
72	2 LAPS	2:37.248	4	4 LAPS	3:02.390	44	33.858	2:17.022	44	42.451	2:21.000	66	4 LAPS	2:47.331
83	2 LAPS	2:33.673	55	4 LAPS	2:59.460	23	2 LAPS	2:33.928	76	2 LAPS	2:37.579	44	47.911	2:19.894
18	3 LAPS	2:49.046	6	2 LAPS	2:36.958	1	3 LAPS	2:44.135	24	2 LAPS	2:53.044	65	3 LAPS	2:43.035
43	56.079	2:18.125	83	2 LAPS	2:36.212	20	4 LAPS	2:55.619	16	3 LAPS	2:51.526	27	3 LAPS	2:45.458
10	2 LAPS	2:42.096	11	3 LAPS	2:45.398	88	3 LAPS	2:43.102	60	4 LAPS	2:53.343	92	4 LAPS	2:45.055
57	3 LAPS	2:50.300	72	2 LAPS	2:38.452	43	58.377	2:16.809	5	3 LAPS	2:40.081	76	2 LAPS	2:34.528
7	3 LAPS	2:48.560	43	55.104	2:15.982	82	3 LAPS	2:43.169	118	3 LAPS	2:43.731	46	2 LAPS	2:51.223
59	2 LAPS	2:38.751	63	3 LAPS	2:45.288	15	5 LAPS	3:06.723	68	3 LAPS	2:44.191	51	4 LAPS	2:55.100
58	3 LAPS	2:48.082	18	3 LAPS	2:45.353	83	2 LAPS	2:32.741	23	2 LAPS	2:33.093	61	5 LAPS	3:01.138
61	4 LAPS	3:01.461	10	2 LAPS	2:40.296	6	2 LAPS	2:35.316	43	1:08.763	2:22.793	43	1:22.568	2:28.239P
66	3 LAPS	2:51.505	59	2 LAPS	2:36.548	3	3 LAPS	2:45.637	1	3 LAPS	2:44.118	23	2 LAPS	2:35.656
22	1 LAP	2:30.119	57	3 LAPS	2:46.479	72	2 LAPS	2:35.823	91	5 LAPS	3:05.257	24	2 LAPS	2:52.230
73	2 LAPS	2:44.118	7	3 LAPS	2:46.511	50	5 LAPS	2:46.262	88	3 LAPS	2:46.345	5	3 LAPS	2:43.676
27	2 LAPS	2:47.315	22	1 LAP	2:32.290	11	3 LAPS	2:45.129	82	3 LAPS	2:40.927	118	3 LAPS	2:43.041
92	3 LAPS	2:49.183	58	3 LAPS	2:45.950	63	3 LAPS	2:43.759	83	2 LAPS	2:31.759	60	4 LAPS	2:52.779
64	2 LAPS	2:37.683	66	3 LAPS	2:47.716	55	4 LAPS	2:58.494	6	2 LAPS	2:35.575	16	3 LAPS	2:53.767
51	3 LAPS	2:54.218	73	2 LAPS	2:41.398	18	3 LAPS	2:45.851	20	4 LAPS	2:54.889	68	3 LAPS	2:41.190
65	2 LAPS	2:41.782	64	2 LAPS	2:36.656	10	2 LAPS	2:39.791	72	2 LAPS	2:35.020	1	3 LAPS	2:42.619
24	1 LAP	3:03.038	61	4 LAPS	3:00.905	59	2 LAPS	2:36.884	3	3 LAPS	2:46.630	83	2 LAPS	2:32.672
60	3 LAPS	2:50.721	27	2 LAPS	2:45.584	22	1 LAP	2:32.543	50	5 LAPS	2:46.072	82	3 LAPS	2:40.797
16	2 LAPS	2:50.737	92	3 LAPS	2:45.447	57	3 LAPS	2:47.383	11	3 LAPS	2:44.541	6	2 LAPS	2:35.647
91	4 LAPS	3:01.430	65	2 LAPS	2:39.649	7	3 LAPS	2:47.303	15	5 LAPS	3:01.502	72	2 LAPS	2:34.513
46	1 LAP	2:35.539	51	3 LAPS	2:50.147	58	3 LAPS	2:45.859	63	3 LAPS	2:44.177	88	3 LAPS	2:51.865
118	2 LAPS	3:59.190							18	3 LAPS	2:45.450	91	5 LAPS	3:03.378
76	1 LAP	2:38.196										20	4 LAPS	2:53.376
68	2 LAPS	2:45.510										3	3 LAPS	2:46.551
5	2 LAPS	2:43.286										11	3 LAPS	2:43.662
												50	5 LAPS	2:54.572P
												63	3 LAPS	2:44.871
												18	3 LAPS	2:46.673
												15	5 LAPS	3:05.987

CARS 10, 11, 46, 83 - PLEASE CHECK TRANSPONDERS

Weather/Track: Cloud/Dry

Silverstone

Circuit Length = 3.6490 miles.

Start: 17:38 End: 18:24

## Group C

### RACE 12 - QUALIFYING - Silverstone - 22/23/24 July 2011

POS	NO	CL	DRIVER(S)	CAR	TIME	LAPS	GAP	MPH
1	31	1	Evans/Berridge	MERCEDES C11	2:04.817	16		105.24
2	44	1	Buncombe	JAGUAR XJR9	2:10.800	10	5.983	100.43
3	25	1	Kubota	NISSAN R90C	2:11.767	13	6.950	99.69
4	41	1	Mercer	SPICE SE90C	2:12.511	13	7.694	99.13
5	4	1	Pearson	JAGUAR XJR11	2:15.306	11	10.489	97.08
6	27	1	Tandy/Stretton	NISSAN RC90	2:16.650	14	11.833	96.13
7	9	1	Chester	SPICE SE88P	2:20.336	14	15.519	93.60
8	34	1	Haddon	MARCH PORSCHE 84G	2:25.540	13	20.723	90.26
9	6	1	Clevely	LANCIA LC2	2:26.463	12	21.646	89.69
10	71	1	Wills/Twyman	COURAGE C26S	2:27.271	9	22.454	89.19
11	33	1	Lindberg/Neilsen	LANCIA LC2	2:29.041	14	24.224	88.14
12	101	2	McKay/Ward	SPICE SE88C	2:33.082	10	28.265	85.81
13	102	2	Meyrick/Meyrick	SPICE SE89C	2:34.511	6	29.694	85.01
14	115	2	Pearson/Lockie	ADA	2:34.934	10	30.117	84.78
15	60	1	Rickenbacher	CHEETAH CT606	2:37.042	12	32.225	83.64
16	8	1	Harburg/Park	PORSCHE 962	2:37.612	13	32.795	83.34
17	28	1	Abrahamson	NISSAN R90C	2:38.092	5	33.275	83.09
18	104	2	Furness/Watt	SPICE SE88	2:40.089	11	35.272	82.05
19	170	2	Dreelan/Scott	SPICE SE86	2:41.081	8	36.264	81.55
20	175	2	Ward/McKay	GEBHARDT	2:48.523	4	43.706	77.95
21	111	2	Donovan	SPICE SE88	2:52.071	6	47.254	76.34
22	40	1	Bateman	SPICE SE90C	2:52.207	11	47.390	76.28
23	112	2	Fay	TIGA GT287	2:56.067	4	51.250	74.61
24	30	1	O'Connell	NISSAN NPTI 90	3:11.235	3	1:06.418	68.69
25	140	2	Miles	JAGUAR XJR 5B	3:13.686	3	1:08.869	67.82

Weather/Track: Rain/Wet

These results are provisional until the conclusion of any judicial and technical matters.

Silverstone  
Circuit Length = 3.6490 miles.  
Start: 18:35 End: 19:10

Clerk of the Course:		Timekeeper:
----------------------	--	-------------



## Group C

### RACE 12 - QUALIFYING LAP ANALYSIS - Silverstone - 22/23/24 July 2011

<b>4</b>	<b>Pearson</b>	JAGUAR XJR11
1 - X:00.000	6 - 2:16.142	11 - 2:42.032P
2 - 2:34.214	7 - 2:17.629	
3 - 2:26.490	8 - 2:17.095	
4 - 2:22.284	9 - 2:19.287	
5 - 2:20.616	10 - <b>2:15.306</b>	
<b>6</b>	<b>Clevely</b>	LANCIA LC2
1 - X:00.000	6 - 2:38.386	11 - <b>2:26.463</b>
2 - 2:52.800	7 - 2:33.216	12 - 2:53.456P
3 - 2:43.272	8 - 2:30.686	
4 - 2:44.769	9 - 2:29.517	
5 - 2:44.925	10 - 2:30.591	
<b>8</b>	<b>Harburg/Park</b>	PORSCHE 962
1 - X:00.000	6 - 2:45.061	11 - 2:40.925
2 - 2:51.208	7 - 2:42.955	12 - 2:47.328
3 - 2:56.344	8 - 2:39.118	13 - 2:39.769
4 - 2:45.691	9 - <b>2:37.612</b>	
5 - 2:45.537	10 - 2:39.063	
<b>9</b>	<b>Chester</b>	SPICE SE88P
1 - X:00.000	6 - 2:29.511	11 - 2:35.376
2 - 2:39.449	7 - 2:30.254	12 - 2:21.076
3 - 2:36.313	8 - 2:26.456	13 - 2:24.868
4 - 2:32.634	9 - 2:23.838	14 - <b>2:20.336</b>
5 - 2:34.904	10 - 2:22.736	
<b>25</b>	<b>Kubota</b>	NISSAN R90C
1 - X:00.000	6 - <b>2:11.767</b>	11 - 2:22.798
2 - 2:22.158	7 - 2:25.439P	12 - 2:18.794
3 - 2:17.386	8 - 6:39.529	13 - 2:20.812
4 - 2:23.108	9 - 2:34.680	
5 - 2:16.651	10 - 2:25.821	
<b>27</b>	<b>Tandy/Stretton</b>	NISSAN RC90
1 - X:00.000	6 - 2:23.126	11 - 2:19.755
2 - 2:37.509	7 - 2:26.851	12 - 2:18.887
3 - 2:28.651	8 - 2:21.717	13 - <b>2:16.650</b>
4 - 2:26.744	9 - 2:19.274	14 - 2:40.540P
5 - 2:27.199	10 - 2:19.416	

Weather/Track: Rain/Wet

www.mstworld.com

Page 1 of 5

Silverstone  
Circuit Length = 3.6490 miles.  
Start: 18:35 End: 19:10

Printed - 19:17 Friday, 22 July 2011

## Group C

### RACE 12 - QUALIFYING LAP ANALYSIS - Silverstone - 22/23/24 July 2011

(contd.)

<b>28</b>	<b>Abrahamson</b>	NISSAN R90C		
1 -	X:00.000			
2 -	2:44.665			
3 -	2:51.017			
4 -	2:39.841			
5 -	<b>2:38.092</b>			
<b>30</b>	<b>O'Connell</b>	NISSAN NPTI 90		
1 -	X:00.000			
2 -	<b>3:11.235</b>			
3 -	3:22.933P			
<b>31</b>	<b>Evans/Berridge</b>	MERCEDES C11		
1 -	X:00.000	6 -	2:13.387	11 - 2:06.709
2 -	2:20.487	7 -	2:12.802	12 - 2:06.914
3 -	2:17.455	8 -	2:12.426	13 - 2:05.641
4 -	2:14.307	9 -	2:07.300	14 - <b>2:04.817</b>
5 -	2:14.072	10 -	2:07.704	15 - 2:05.511
<b>33</b>	<b>Lindberg/Neilsen</b>	LANCIA LC2		
1 -	X:00.000	6 -	2:39.574	11 - 2:29.803
2 -	2:50.754	7 -	2:34.278	12 - 2:29.576
3 -	2:40.325	8 -	2:31.792	13 - <b>2:29.041</b>
4 -	2:44.929	9 -	2:31.451	14 - 2:29.580
5 -	2:36.772	10 -	2:29.989	
<b>34</b>	<b>Haddon</b>	MARCH PORSCHE 84G		
1 -	X:00.000	6 -	2:31.341	11 - 2:28.348
2 -	2:39.923	7 -	2:29.738	12 - 2:26.142
3 -	2:37.550	8 -	2:28.477	13 - <b>2:25.540</b>
4 -	2:34.152	9 -	2:28.664	
5 -	2:33.548	10 -	2:29.538	
<b>40</b>	<b>Bateman</b>	SPICE SE90C		
1 -	X:00.000	6 -	2:58.110	11 - <b>2:52.207</b>
2 -	3:23.724	7 -	2:56.782	
3 -	3:11.516	8 -	3:06.769P	
4 -	3:02.204	9 -	5:38.741	
5 -	3:01.841	10 -	2:53.684	

Weather/Track: Rain/Wet

www.mstworld.com

Page 2 of 5

Silverstone  
Circuit Length = 3.6490 miles.  
Start: 18:35 End: 19:10

Printed - 19:17 Friday, 22 July 2011

## Group C

### RACE 12 - QUALIFYING LAP ANALYSIS - Silverstone - 22/23/24 July 2011

(contd.)

<b>41</b>	<b>Mercer</b>	SPICE SE90C		
1 - X:00.000	6 - 2:26.910	11 - 2:15.202		
2 - 2:38.273	7 - 2:21.734	12 - 2:14.609		
3 - 2:28.942	8 - 2:25.213	13 - <b>2:12.511</b>		
4 - 2:26.268	9 - 2:29.076P			
5 - 2:25.665	10 - 6:49.505			
<b>44</b>	<b>Buncombe</b>	JAGUAR XJR9		
1 - X:00.000	6 - 2:15.751			
2 - 2:28.162	7 - 2:15.458			
3 - 2:21.301	8 - 2:11.256			
4 - 2:26.071P	9 - <b>2:10.800</b>			
5 - 4:51.607	10 - 2:12.003P			
<b>60</b>	<b>Rickenbacher</b>	CHEETAH CT606		
1 - X:00.000	6 - 2:50.671	11 - 2:38.387		
2 - 3:04.321	7 - 2:44.872	12 - 2:37.048		
3 - 2:54.484	8 - 2:48.563			
4 - 2:54.682	9 - 2:44.353			
5 - 2:52.861	10 - <b>2:37.042</b>			
<b>71</b>	<b>Wills/Twyman</b>	COURAGE C26S		
1 - X:00.000	6 - 8:08.093			
2 - 2:35.306	7 - 2:28.082			
3 - 2:30.790	8 - <b>2:27.271</b>			
4 - 2:30.124	9 - 2:41.646P			
5 - 2:35.797P				
<b>101</b>	<b>McKay/Ward</b>	SPICE SE88C		
1 - X:00.000	6 - 2:43.421			
2 - 3:10.231	7 - 2:44.213			
3 - 3:05.856	8 - 2:36.466			
4 - 3:14.774P	9 - <b>2:33.082</b>			
5 - 5:18.488	10 - 2:53.146P			
<b>102</b>	<b>Meyrick/Meyrick</b>	SPICE SE89C		
1 - X:00.000	6 - 2:48.371P			
2 - <b>2:34.511</b>				
3 - 2:40.826P				
4 - 9:13.484				
5 - 2:46.197				

Weather/Track: Rain/Wet

www.mstworld.com

Page 3 of 5

Silverstone  
Circuit Length = 3.6490 miles.  
Start: 18:35 End: 19:10

Printed - 19:17 Friday, 22 July 2011

## Group C

### RACE 12 - QUALIFYING LAP ANALYSIS - Silverstone - 22/23/24 July 2011

(contd.)

<b>104</b>	<b>Furness/Watt</b>	SPICE SE88
1 - X:00.000	6 - 2:53.274	11 - 3:01.982
2 - 3:02.492	7 - 2:46.882	
3 - 3:08.779P	8 - 2:43.740	
4 - 6:33.868	9 - 2:44.291	
5 - 3:06.223	10 - <b>2:40.089</b>	
<b>111</b>	<b>Donovan</b>	SPICE SE88
1 - X:00.000P	6 - 2:52.242P	
2 - 3:08.793		
3 - 2:55.774P		
4 - X:00.000		
5 - <b>2:52.071</b>		
<b>112</b>	<b>Fay</b>	TIGA GT287
1 - X:00.000		
2 - <b>2:56.067</b>		
3 - 3:01.423		
4 - 2:58.145P		
<b>115</b>	<b>Pearson/Lockie</b>	ADA
1 - X:00.000	6 - 2:46.790P	
2 - 2:50.733P	7 - 6:27.624	
3 - 3:56.203	8 - 3:11.758	
4 - 2:38.335	9 - 3:09.546	
5 - <b>2:34.934</b>	10 - 3:10.958P	
<b>140</b>	<b>Miles</b>	JAGUAR XJR 5B
1 - X:00.000		
2 - 3:14.158		
3 - <b>3:13.686</b>		
<b>170</b>	<b>Dreelan/Scott</b>	SPICE SE86
1 - X:00.000	6 - 2:42.907	
2 - 2:46.513	7 - 2:43.401	
3 - 2:48.961	8 - <b>2:41.081</b>	
4 - 2:54.655P		
5 - X:00.000		

Weather/Track: Rain/Wet

## Group C


### RACE 12 - QUALIFYING LAP ANALYSIS - Silverstone - 22/23/24 July 2011

(contd.)

<b>175</b>	<b>Ward/McKay</b>	<b>GEBHARDT</b>
1 -	X:00.000	
2 -	<b>2:48.523</b>	
3 -	2:48.651	
4 -	2:47.887P	

# Group C

## RACE 12 - GRID - Silverstone - 22/23/24 July 2011

ROW 13		140 Miles
ROW 12	30 O'Connell	112 Fay
ROW 11	40 Bateman	111 Donovan
ROW 10	175 Ward/McKay	170 Dreelan/Scott
ROW 9	104 Furness/Watt	28 Abrahamson
ROW 8	8 Harburg/Park	60 Rickenbacher
ROW 7	115 Pearson/Lockie	102 Meyrick/Meyrick
ROW 6	101 McKay/Ward	33 Lindberg/Neilsen
ROW 5	71 Wills/Twyman	6 Clevely
ROW 4	34 Haddon	9 Chester
ROW 3	27 Tandy/Stretton	4 Pearson
ROW 2	41 Mercer	25 Kubota
ROW 1	44 Buncombe	31 Evans/Berridge
POLE		
		

Weather/Track: Rain/Wet

These results are provisional until the conclusion of any judicial and technical matters.

Silverstone  
Circuit Length = 3.6490 miles.  
Start: 18:35 End: 19:10

Clerk of the Course:

Timekeeper:

## Group C

### RACE 12 - CLASSIFICATION - Silverstone - 22/23/24 July 2011

POS	NO	CL	DRIVER	NAT	CAR	TIME	LAPS	GAP	MPH	BEST
1	25	1	Katsu KUBOTA		NISSAN R90C	30:44.889	15		106.64	1:54.346
2	44	1	Alex BUNCOMBE		JAGUAR XJR9	30:49.195	15	4.306	106.39	1:54.891
3	31	1	Gareth EVANS		MERCEDES C11	31:27.750	15	42.861	104.22	1:55.434
4	4	1	Gary PEARSON		JAGUAR XJR11	31:30.712	15	45.823	104.05	1:56.821
5	27	1	Steve TANDY		NISSAN RC90	31:47.506	15	1:02.617	103.14	1:57.663
6	30	1	Martin O'CONNELL		NISSAN NPPTI 90	32:08.343	15	1:23.454	102.02	1:58.144
7	115	2	Callum LOCKIE		ADA	32:19.018	15	1:34.129	101.46	1:59.847
8	111	2	Mike DONOVAN		SPICE SE88	32:30.262	15	1:45.373	100.88	2:01.349
9	41	1	David MERCER		SPICE SE90C	32:50.390	15	2:05.501	99.85	2:02.144
10	28	1	Kent ABRAHAMSON		NISSAN R90C	30:51.515	14	1 LAP	99.16	2:03.003
11	9	1	Nick CHESTER		SPICE SE88P	30:51.884	14	1 LAP	99.14	2:03.586
12	102	2	Peter MEYRICK		SPICE SE89C	30:55.376	14	1 LAP	98.96	1:59.852
13	34	1	Haddon		MARCH PORSCHE 84G	31:33.715	14	1 LAP	96.95	2:05.144
14	6	1	Rupert CLEVELY		LANCIA LC2	31:34.418	14	1 LAP	96.92	2:05.143
15	33	1	Henrik LINDBERG		LANCIA LC2	32:15.966	14	1 LAP	94.84	2:08.833
16	175	2	Robin WARD		GEBHARDT	32:23.531	14	1 LAP	94.47	2:08.861
17	170	2	Tommy DREELAN		SPICE SE86	31:00.194	13	2 LAPS	91.64	2:11.382
18	60	1	Eric RICKENBACHER		CHEETAH CT606	31:05.226	13	2 LAPS	91.39	2:11.802
19	8	1	Peter HARBURG		PORSCHE 962	31:21.072	13	2 LAPS	90.62	2:12.890
20	104	2	Mike FURNESS		SPICE SE88	31:26.880	13	2 LAPS	90.34	2:14.307
21	140	2	Don MILES		JAGUAR XJR 5B	31:35.974	13	2 LAPS	89.91	2:13.908
22	101	2	Duncan MCKAY		SPICE SE88C	31:39.255	13	2 LAPS	89.75	2:13.981
23	71	1	Roger WILLS		COURAGE C26S	31:54.938	13	2 LAPS	89.02	2:02.526
24	112	2	Jonathan FAY		TIGA GT287	32:57.834	13	2 LAPS	86.19	2:19.340

#### NOT CLASSIFIED

40	1	Richard BATEMAN	SPICE SE90C	0	D.N.F.	N/A
----	---	-----------------	-------------	---	--------	-----

#### FASTEST LAP

25	1	Katsu KUBOTA	NISSAN R90C	1:54.346	5	114.88mph	184.88kph
115	2	Callum LOCKIE	ADA	1:59.847	12	109.61mph	176.39kph

Weather/Track: Cloud/Dry

These results are provisional until the conclusion of any judicial and technical matters.

Silverstone  
Circuit Length = 3.6490 miles.  
Start: 20:41 End: 21:12

Clerk of the Course:

Timekeeper:

## Group C

### RACE 12 - LAP ANALYSIS - Silverstone - 22/23/24 July 2011

<b>4</b>	<b>Gary PEARSON</b>	JAGUAR XJR11
1 - 3:31.280	6 - 1:58.261	11 - 1:57.036
2 - 2:13.923	7 - 1:58.618	12 - 1:59.562
3 - 2:01.428	8 - 2:00.775	13 - <b>1:56.821</b>
4 - 2:00.207	9 - 1:59.194	14 - 1:58.113
5 - 1:58.221	10 - 1:57.199	15 - 2:00.074
<b>6</b>	<b>Rupert CLEVELY</b>	LANCIA LC2
1 - 3:27.666	6 - 2:08.723	11 - 2:06.685
2 - 2:24.511	7 - 2:06.952	12 - <b>2:05.143</b>
3 - 2:12.910	8 - 2:05.838	13 - 2:05.795
4 - 2:11.722	9 - 2:09.544	14 - 2:10.203
5 - 2:12.948	10 - 2:05.778	
<b>8</b>	<b>Peter HARBURG</b>	PORSCHE 962
1 - 3:29.303	6 - 2:21.298	11 - 2:15.633
2 - 2:34.783	7 - 2:17.337	12 - 2:15.877
3 - 2:28.041	8 - 2:14.365	13 - 2:15.103
4 - 2:17.316	9 - <b>2:12.890</b>	
5 - 2:23.785	10 - 2:15.341	
<b>9</b>	<b>Nick CHESTER</b>	SPICE SE88P
1 - 3:27.120	6 - 2:04.385	11 - 2:07.945
2 - 2:19.490	7 - 2:04.443	12 - <b>2:03.586</b>
3 - 2:07.065	8 - 2:04.248	13 - 2:04.865
4 - 2:06.652	9 - 2:03.648	14 - 2:04.387
5 - 2:05.762	10 - 2:08.288	
<b>25</b>	<b>Katsu KUBOTA</b>	NISSAN R90C
1 - 3:25.970	6 - 1:57.073	11 - 1:58.160
2 - 2:06.607	7 - 1:58.605	12 - 1:54.426
3 - 1:58.063	8 - 1:54.473	13 - 1:54.676
4 - 1:56.295	9 - 1:55.598	14 - 1:57.368
5 - <b>1:54.346</b>	10 - 1:57.851	15 - 1:55.378
<b>27</b>	<b>Steve TANDY</b>	NISSAN RC90
1 - 3:26.719	6 - 1:59.025	11 - 1:58.517
2 - 2:17.728	7 - 1:59.418	12 - 2:00.428
3 - 2:05.602	8 - 2:00.914	13 - 1:59.946
4 - 2:02.337	9 - 1:58.793	14 - 1:59.446
5 - 2:00.372	10 - <b>1:57.663</b>	15 - 2:00.598

Weather/Track: Cloud/Dry

www.mstworld.com

Page 1 of 5

Silverstone  
Circuit Length = 3.6490 miles.  
Start: 20:41 End: 21:12

Printed - 21:19 Saturday, 23 July 2011



## Group C

### RACE 12 - LAP ANALYSIS - Silverstone - 22/23/24 July 2011

(contd.)

<b>28</b>	<b>Kent ABRAHAMSON</b>	NISSAN R90C
1 - 3:29.604	6 - 2:05.197	11 - 2:04.963
2 - 2:18.026	7 - 2:04.897	12 - 2:04.057
3 - 2:09.719	8 - 2:03.596	13 - 2:03.662
4 - 2:06.474	9 - <b>2:03.003</b>	14 - 2:05.631
5 - 2:06.392	10 - 2:06.294	
<b>30</b>	<b>Martin O'CONNELL</b>	NISSAN NPTI 90
1 - 3:30.704	6 - 2:00.806	11 - <b>1:58.144</b>
2 - 2:18.097	7 - 2:00.300	12 - 1:58.308
3 - 2:04.426	8 - 1:59.732	13 - 1:59.546
4 - 2:04.557	9 - 2:04.023	14 - 2:01.002
5 - 2:03.713	10 - 2:02.006	15 - 2:02.979
<b>31</b>	<b>Gareth EVANS</b>	MERCEDES C11
1 - 3:25.421	6 - 1:59.176	11 - 1:57.372
2 - 2:15.143	7 - 1:57.328	12 - 1:57.324
3 - 2:04.156	8 - 2:03.122	13 - 1:56.633
4 - 2:03.516	9 - 1:57.441	14 - <b>1:55.434</b>
5 - 1:59.709	10 - 1:56.927	15 - 1:59.048
<b>33</b>	<b>Henrik LINDBERG</b>	LANCIA LC2
1 - 3:28.095	6 - 2:11.869	11 - 2:11.636
2 - 2:26.750	7 - 2:11.049	12 - 2:10.326
3 - 2:16.323	8 - 2:11.173	13 - 2:09.348
4 - 2:15.243	9 - 2:10.152	14 - 2:10.816
5 - 2:14.353	10 - <b>2:08.833</b>	
<b>34</b>	<b>Haddon</b>	MARCH PORSCHE 84G
1 - 3:27.094	6 - 2:07.059	11 - 2:10.603
2 - 2:21.427	7 - 2:07.287	12 - <b>2:05.144</b>
3 - 2:12.031	8 - 2:10.792	13 - 2:05.551
4 - 2:09.418	9 - 2:09.667	14 - 2:10.350
5 - 2:08.873	10 - 2:08.419	
<b>40</b>	<b>Richard BATEMAN</b>	SPICE SE90C

Weather/Track: Cloud/Dry

www.mstworld.com

Page 2 of 5

Silverstone  
Circuit Length = 3.6490 miles.  
Start: 20:41 End: 21:12

Printed - 21:19 Saturday, 23 July 2011

## Group C

### RACE 12 - LAP ANALYSIS - Silverstone - 22/23/24 July 2011

(contd.)

<b>41</b>	<b>David MERCER</b>	SPICE SE90C
1 - 3:25.983	6 - 2:05.264	11 - 2:03.867
2 - 2:16.239	7 - 2:03.830	12 - <b>2:02.144</b>
3 - 2:07.113	8 - 2:04.824	13 - 2:03.940
4 - 2:07.580	9 - 2:03.632	14 - 2:03.196
5 - 2:07.490	10 - 2:08.962	15 - 2:06.326
<b>44</b>	<b>Alex BUNCOMBE</b>	JAGUAR XJR9
1 - 3:25.563	6 - 1:57.340	11 - 1:56.460
2 - 2:05.458	7 - 1:58.477	12 - <b>1:54.891</b>
3 - 1:58.294	8 - 1:55.830	13 - 1:56.282
4 - 1:56.405	9 - 1:56.348	14 - 1:58.362
5 - 1:56.153	10 - 1:55.214	15 - 1:58.118
<b>60</b>	<b>Eric RICKENBACHER</b>	CHEETAH CT606
1 - 3:29.072	6 - 2:19.071	11 - 2:13.185
2 - 2:33.850	7 - 2:16.009	12 - 2:12.675
3 - 2:32.175	8 - 2:14.192	13 - 2:12.843
4 - 2:15.406	9 - <b>2:11.802</b>	
5 - 2:21.855	10 - 2:13.091	
<b>71</b>	<b>Roger WILLS</b>	COURAGE C26S
1 - 3:27.463	6 - 2:06.743	11 - 2:04.106
2 - 2:17.531	7 - 2:08.561	12 - 2:07.861
3 - 2:07.234	8 - 2:12.740	13 - <b>2:02.526</b>
4 - 2:06.196	9 - 2:24.851P	
5 - 2:07.143	10 - 4:41.983	
<b>101</b>	<b>Duncan MCKAY</b>	SPICE SE88C
1 - 3:28.243	6 - 2:22.000	11 - 2:15.873
2 - 2:34.226	7 - 2:18.244	12 - <b>2:13.981</b>
3 - 2:29.337	8 - 2:18.562	13 - 2:16.738
4 - 2:25.664	9 - 2:18.948	
5 - 2:22.053	10 - 2:15.386	
<b>102</b>	<b>Peter MEYRICK</b>	SPICE SE89C
1 - 3:28.532	6 - 2:03.733	11 - 2:05.265
2 - 2:31.837	7 - 2:05.232	12 - 2:04.239
3 - 2:10.992	8 - 2:04.942	13 - <b>1:59.852</b>
4 - 2:06.791	9 - 2:03.187	14 - 2:01.411
5 - 2:06.533	10 - 2:02.830	

Weather/Track: Cloud/Dry

www.mstworld.com

Page 3 of 5

Silverstone  
Circuit Length = 3.6490 miles.  
Start: 20:41 End: 21:12

Printed - 21:19 Saturday, 23 July 2011

## Group C

### RACE 12 - LAP ANALYSIS - Silverstone - 22/23/24 July 2011

(contd.)

<b>104</b>	<b>Mike FURNESS</b>	SPICE SE88
1 - 3:29.933	6 - 2:21.555	11 - 2:15.820
2 - 2:34.954	7 - 2:19.729	12 - <b>2:14.307</b>
3 - 2:22.386	8 - 2:15.855	13 - 2:14.937
4 - 2:20.827	9 - 2:15.688	
5 - 2:23.945	10 - 2:16.944	
<b>111</b>	<b>Mike DONOVAN</b>	SPICE SE88
1 - 3:30.317	6 - 2:02.865	11 - 2:02.103
2 - 2:18.744	7 - 2:02.901	12 - 2:02.269
3 - 2:08.530	8 - 2:02.126	13 - 2:02.934
4 - 2:04.892	9 - 2:02.996	14 - 2:02.196
5 - 2:02.530	10 - 2:03.510	15 - <b>2:01.349</b>
<b>112</b>	<b>Jonathan FAY</b>	TIGA GT287
1 - 3:30.915	6 - 2:21.405	11 - 2:19.871
2 - 2:35.810	7 - 2:27.097	12 - <b>2:19.340</b>
3 - 2:49.913	8 - 2:25.331	13 - 2:25.765
4 - 2:27.563	9 - 2:22.507	
5 - 2:26.685	10 - 2:25.632	
<b>115</b>	<b>Callum LOCKIE</b>	ADA
1 - 3:28.508	6 - 2:02.708	11 - 2:00.105
2 - 2:14.008	7 - 2:02.853	12 - <b>1:59.847</b>
3 - 2:03.866	8 - 2:02.430	13 - 2:01.584
4 - 2:02.811	9 - 2:04.735	14 - 2:06.003
5 - 2:03.251	10 - 2:01.944	15 - 2:04.365
<b>140</b>	<b>Don MILES</b>	JAGUAR XJR 5B
1 - 3:31.918	6 - 2:19.578	11 - 2:16.570
2 - 2:33.470	7 - 2:18.191	12 - 2:15.684
3 - 2:20.021	8 - 2:18.696	13 - 2:14.021
4 - 2:20.032	9 - <b>2:13.908</b>	
5 - 2:36.696	10 - 2:17.189	
<b>170</b>	<b>Tommy DREELAN</b>	SPICE SE86
1 - 3:29.985	6 - 2:17.002	11 - <b>2:11.382</b>
2 - 2:32.641	7 - 2:15.782	12 - 2:13.333
3 - 2:25.832	8 - 2:15.196	13 - 2:12.109
4 - 2:20.004	9 - 2:13.253	
5 - 2:19.263	10 - 2:14.412	

Weather/Track: Cloud/Dry

www.mstworld.com

Page 4 of 5

Silverstone  
Circuit Length = 3.6490 miles.  
Start: 20:41 End: 21:12

Printed - 21:19 Saturday, 23 July 2011

## Group C

### RACE 12 - LAP ANALYSIS - Silverstone - 22/23/24 July 2011

(contd.)

<b>175</b>	<b>Robin WARD</b>	<b>GEBHARDT</b>
1 - 3:30.193	6 - 2:11.249	11 - 2:10.167
2 - 2:34.207	7 - 2:10.840	12 - <b>2:08.861</b>
3 - 2:17.533	8 - 2:10.991	13 - 2:09.789
4 - 2:13.776	9 - 2:10.266	14 - 2:11.548
5 - 2:12.562	10 - 2:11.549	

Weather/Track: Cloud/Dry

[www.mstworld.com](http://www.mstworld.com)

Page 5 of 5

Silverstone  
Circuit Length = 3.6490 miles.  
Start: 20:41 End: 21:12

Printed - 21:19 Saturday, 23 July 2011

## Group C

### RACE 12 - LAP CHART - Silverstone - 22/23/24 July 2011

Lap 1			Lap 2			Lap 3			Lap 4			Lap 5		
No	Behind	Laptime	No	Behind	Laptime	No	Behind	Laptime	No	Behind	Laptime	No	Behind	Laptime
31		3:25.421	44		2:05.458	44		1:58.294	44		1:56.405	25		1:54.346
44	0.142	3:25.563	25	1.556	2:06.607	25	1.325	1:58.063	25	1.215	1:56.295	44	0.592	1:56.153
25	0.549	3:25.970	31	9.543	2:15.143	31	15.405	2:04.156	4	21.118	2:00.207	112	1 LAP	2:27.563
41	0.562	3:25.983	41	11.201	2:16.239	115	17.067	2:03.866	31	22.516	2:03.516	4	23.778	1:58.221
27	1.298	3:26.719	115	11.495	2:14.008	4	17.316	2:01.428	115	23.473	2:02.811	31	26.664	1:59.709
9	1.699	3:27.120	27	13.426	2:17.728	41	20.020	2:07.113	27	26.666	2:02.337	115	31.163	2:03.251
34	1.673	3:27.094	71	13.973	2:17.531	27	20.734	2:05.602	41	31.195	2:07.580	27	31.477	2:00.372
71	2.042	3:27.463	4	14.182	2:13.923	71	22.913	2:07.234	30	32.064	2:04.557	30	40.216	2:03.713
6	2.245	3:27.666	9	15.589	2:19.490	30	23.912	2:04.426	71	32.704	2:06.196	41	43.124	2:07.490
33	2.674	3:28.095	28	16.609	2:18.026	9	24.360	2:07.065	9	34.607	2:06.652	111	43.732	2:02.530
101	2.822	3:28.243	34	17.500	2:21.427	28	28.034	2:09.719	111	36.763	2:04.892	71	44.286	2:07.143
115	3.087	3:28.508	30	17.780	2:18.097	111	28.276	2:08.530	28	38.103	2:06.474	9	44.808	2:05.762
102	3.111	3:28.532	111	18.040	2:18.744	34	31.237	2:12.031	34	44.250	2:09.418	28	48.934	2:06.392
60	3.651	3:29.072	6	21.156	2:24.511	6	35.772	2:12.910	6	51.089	2:11.722	34	57.562	2:08.873
8	3.882	3:29.303	33	23.824	2:26.750	33	41.853	2:16.323	102	52.432	2:06.791	102	1:03.404	2:06.533
28	4.183	3:29.604	102	29.348	2:31.837	102	42.046	2:10.992	33	1:00.691	2:15.243	6	1:08.476	2:12.948
104	4.512	3:29.933	101	31.448	2:34.226	175	52.618	2:17.533	175	1:09.989	2:13.776	33	1:19.483	2:14.353
170	4.564	3:29.985	170	31.605	2:32.641	140	56.094	2:20.021	140	1:19.721	2:20.032	175	1:26.990	2:12.562
175	4.772	3:30.193	60	31.901	2:33.850	104	57.958	2:22.386	104	1:22.380	2:20.827	170	1:46.444	2:19.263
111	4.896	3:30.317	8	33.065	2:34.783	170	59.143	2:25.832	170	1:22.742	2:20.004	104	1:50.764	2:23.945
30	5.283	3:30.704	175	33.379	2:34.207	101	1:02.491	2:29.337	8	1:23.723	2:17.316	60	1:51.077	2:21.855
112	5.494	3:30.915	104	33.866	2:34.954	8	1:02.812	2:28.041	60	1:24.783	2:15.406	8	1:51.947	2:23.785
4	5.859	3:31.280	140	34.367	2:33.470	60	1:05.782	2:32.175	101	1:31.750	2:25.664			
140	6.497	3:31.918	112	35.704	2:35.810	112	1:27.323	2:49.913						

Weather/Track: Cloud/Dry

www.mstworld.com

Page 1 of 3

Silverstone  
Circuit Length = 3.6490 miles.  
Start: 20:41 End: 21:12

Printed - 21:20 Saturday, 23 July 2011

## Group C

### RACE 12 - LAP CHART - Silverstone - 22/23/24 July 2011

(contd.)

Lap 6			Lap 7			Lap 8			Lap 9			Lap 10		
No	Behind	Laptime	No	Behind	Laptime	No	Behind	Laptime	No	Behind	Laptime	No	Behind	Laptime
25		1:57.073	25		1:58.605	25		1:54.473	25		1:55.598	25		1:57.851
44	0.859	1:57.340	44	0.731	1:58.477	44	2.088	1:55.830	44	2.838	1:56.348	44	0.201	1:55.214
101	1 LAP	2:22.053	170	1 LAP	2:17.002	170	1 LAP	2:15.782	33	1 LAP	2:11.173	33	1 LAP	2:10.152
140	1 LAP	2:36.696	60	1 LAP	2:19.071	4	31.281	2:00.775	175	1 LAP	2:10.991	175	1 LAP	2:10.266
4	24.966	1:58.261	104	1 LAP	2:21.555	60	1 LAP	2:16.009	4	34.877	1:59.194	4	34.225	1:57.199
31	28.767	1:59.176	8	1 LAP	2:21.298	31	36.139	2:03.122	31	37.982	1:57.441	31	37.058	1:56.927
112	1 LAP	2:26.685	101	1 LAP	2:22.000	8	1 LAP	2:17.337	27	43.878	1:58.793	27	43.690	1:57.663
27	33.429	1:59.025	140	1 LAP	2:19.578	27	40.683	2:00.914	170	1 LAP	2:15.196	115	1:02.233	2:01.944
115	36.798	2:02.708	4	24.979	1:58.618	104	1 LAP	2:19.729	60	1 LAP	2:14.192	30	1:03.483	2:02.006
30	43.949	2:00.806	31	27.490	1:57.328	101	1 LAP	2:18.244	115	58.140	2:04.735	170	1 LAP	2:13.253
111	49.524	2:02.865	27	34.242	1:59.418	140	1 LAP	2:18.191	8	1 LAP	2:14.365	60	1 LAP	2:11.802
41	51.315	2:05.264	115	41.046	2:02.853	115	49.003	2:02.430	30	59.328	2:04.023	8	1 LAP	2:12.890
9	52.120	2:04.385	30	45.644	2:00.300	30	50.903	1:59.732	104	1 LAP	2:15.855	111	1:14.530	2:03.510
71	53.956	2:06.743	111	53.820	2:02.901	111	1:01.473	2:02.126	111	1:08.871	2:02.996	104	1 LAP	2:15.688
28	57.058	2:05.197	112	1 LAP	2:21.405	41	1:06.891	2:04.824	101	1 LAP	2:18.562	41	1:26.036	2:08.962
34	1:07.548	2:07.059	41	56.540	2:03.830	9	1:07.733	2:04.248	140	1 LAP	2:18.696	9	1:26.220	2:08.288
102	1:10.064	2:03.733	9	57.958	2:04.443	28	1:12.473	2:03.596	41	1:14.925	2:03.632	140	1 LAP	2:13.908
6	1:20.126	2:08.723	28	1:03.350	2:04.897	71	1:22.179	2:12.740	9	1:15.783	2:03.648	28	1:28.321	2:06.294
33	1:34.279	2:11.869	71	1:03.912	2:08.561	102	1:27.160	2:04.942	28	1:19.878	2:03.003	101	1 LAP	2:18.948
175	1:41.166	2:11.249	34	1:16.230	2:07.287	112	1 LAP	2:27.097	102	1:34.749	2:03.187	102	1:39.728	2:02.830
			102	1:16.691	2:05.232	34	1:32.549	2:10.792	34	1:46.618	2:09.667			
			6	1:28.473	2:06.952	6	1:39.838	2:05.838	71	1:51.432	2:24.851P			
			33	1:46.723	2:11.049				6	1:53.784	2:09.544			
			175	1:53.401	2:10.840				112	1 LAP	2:25.331			

Weather/Track: Cloud/Dry

www.mstworld.com

Page 2 of 3

Silverstone  
Circuit Length = 3.6490 miles.  
Start: 20:41 End: 21:12

Printed - 21:20 Saturday, 23 July 2011

## Group C

### RACE 12 - LAP CHART - Silverstone - 22/23/24 July 2011

(contd.)

Lap 11			Lap 12			Lap 13			Lap 14			Lap 15		
No	Behind	Laptime	No	Behind	Laptime	No	Behind	Laptime	No	Behind	Laptime	No	Behind	Laptime
44		1:56.460	44		1:54.891	25		1:54.676	25		1:57.368	25		1:55.378
34	1 LAP	2:08.419	25	1.034	1:54.426	44	0.572	1:56.282	44	1.566	1:58.362	44	4.306	1:58.118
25	1.499	1:58.160	34	1 LAP	2:10.603	102	1 LAP	2:04.239	60	2 LAPS	2:12.675	28	1 LAP	2:05.631
6	1 LAP	2:05.778	6	1 LAP	2:06.685	104	2 LAPS	2:15.820	102	1 LAP	1:59.852	9	1 LAP	2:04.387
112	2 LAPS	2:22.507	4	39.271	1:59.562	140	2 LAPS	2:16.570	8	2 LAPS	2:15.877	102	1 LAP	2:01.411
33	1 LAP	2:08.833	31	40.202	1:57.324	101	2 LAPS	2:15.873	104	2 LAPS	2:14.307	170	2 LAPS	2:12.109
4	34.600	1:57.036	71	2 LAPS	4:41.983	34	1 LAP	2:05.144	140	2 LAPS	2:15.684	60	2 LAPS	2:12.843
31	37.769	1:57.372	33	1 LAP	2:11.636	6	1 LAP	2:05.143	101	2 LAPS	2:13.981	8	2 LAPS	2:15.103
175	1 LAP	2:11.549	27	51.083	2:00.428	4	40.382	1:56.821	34	1 LAP	2:05.551	104	2 LAPS	2:14.937
27	45.546	1:58.517	112	2 LAPS	2:25.632	31	41.125	1:56.633	6	1 LAP	2:05.795	31	42.861	1:59.048
30	1:04.966	1:58.144	175	1 LAP	2:10.167	71	2 LAPS	2:04.106	31	39.191	1:55.434	4	45.823	2:00.074
115	1:05.677	2:00.105	30	1:08.383	1:58.308	27	55.319	1:59.946	4	41.127	1:58.113	34	1 LAP	2:10.350
111	1:19.972	2:02.103	115	1:10.633	1:59.847	33	1 LAP	2:10.326	27	57.397	1:59.446	6	1 LAP	2:10.203
170	1 LAP	2:14.412	111	1:27.350	2:02.269	175	1 LAP	2:08.861	71	2 LAPS	2:07.861	140	2 LAPS	2:14.021
60	1 LAP	2:13.091	170	1 LAP	2:11.382	30	1:12.219	1:59.546	33	1 LAP	2:09.348	101	2 LAPS	2:16.738
8	1 LAP	2:15.341	41	1:40.495	2:02.144	115	1:16.507	2:01.584	30	1:15.853	2:01.002	27	1:02.617	2:00.598
41	1:33.242	2:03.867	60	1 LAP	2:13.185	112	2 LAPS	2:19.871	175	1 LAP	2:09.789	71	2 LAPS	2:02.526
28	1:36.623	2:04.963	28	1:45.789	2:04.057	111	1:34.574	2:02.934	115	1:25.142	2:06.003	30	1:23.454	2:02.979
9	1:37.504	2:07.945	9	1:46.199	2:03.586	41	1:48.725	2:03.940	111	1:39.402	2:02.196	33	1 LAP	2:10.816
104	1 LAP	2:16.944	8	1 LAP	2:15.633	28	1:53.741	2:03.662	112	2 LAPS	2:19.340	115	1:34.129	2:04.365
140	1 LAP	2:17.189				9	1:55.354	2:04.865	41	1:54.553	2:03.196	175	1 LAP	2:11.548
102	1:48.332	2:05.265				170	1 LAP	2:13.333				111	1:45.373	2:01.349
101	1 LAP	2:15.386										41	2:05.501	2:06.326
												112	2 LAPS	2:25.765

Weather/Track: Cloud/Dry

www.mstworld.com


Page 3 of 3

Silverstone  
Circuit Length = 3.6490 miles.  
Start: 20:41 End: 21:12

Printed - 21:20 Saturday, 23 July 2011

## Group C

### RACE 17 - GRID - AMENDED - Silverstone - 22/23/24 July 2011

ROW 12	140	MILES	30	O'CONNELL
ROW 11	112	FAY	40	BATEMAN
ROW 10	111	DONOVAN	175	WARD
ROW 9	170	DREELAN	104	WATTS
ROW 8	8	HARBURG	60	RICKENBACHER
ROW 7	115	PEARSON	102	MEYRICK
ROW 6	101	MCKAY	33	LINDBERG
ROW 5	71	WILLS	6	CLEVELY
ROW 4	34	HADDON	9	CHESTER
ROW 3	27	TANDY	4	PEARSON
ROW 2	41	MERCER	25	YAMAMUCHI
ROW 1	44	BUNCOMBE	31	BERRIDGE
POLE				
				

Car 28 withdrawn.

Weather/Track: Sun/Dry

These results are provisional until the conclusion of any judicial and technical matters.

Silverstone

Circuit Length = 3.6490 miles.

Clerk of the Course:

Timekeeper:



## Group C

### RACE 17 - CLASSIFICATION - Silverstone - 22/23/24 July 2011

POS	NO	CL	DRIVER	NAT	CAR	TIME	LAPS	GAP	MPH	BEST
1	31	1	Bob BERRIDGE		MERCEDES C11	30:23.102	16		115.12	1:47.745
2	25	1	Hideki YAMAMUCHI		NISSAN R90C	30:32.802	16	9.700	114.51	1:47.806
3	102	2	Andy MEYRICK		SPICE SE89C	31:40.057	16	1:16.955	110.46	1:51.500
4	4	1	Gary PEARSON		JAGUAR XJR11	32:12.117	16	1:49.015	108.62	1:54.576
5	44	1	Alex BUNCOMBE		JAGUAR XJR9	32:14.306	16	1:51.204	108.50	1:55.086
6	30	1	Martin O'CONNELL		NISSAN NPTI 90	30:48.377	15	1 LAP	106.44	1:56.193
7	111	2	Mike DONOVAN		SPICE SE88	31:37.993	15	1 LAP	103.65	2:01.109
8	9	1	Nick CHESTER		SPICE SE88P	31:46.924	15	1 LAP	103.17	2:02.017
9	71	1	Roger WILLS		COURAGE C26S	30:25.323	14	2 LAPS	100.58	2:04.783
10	6	1	Rupert CLEVELY		LANCIA LC2	30:51.312	14	2 LAPS	99.17	2:05.795
11	104	2	Adrian WATTS		SPICE SE88	31:26.459	14	2 LAPS	97.32	2:07.471
12	175	2	Robin WARD		GEBHARDT	31:29.554	14	2 LAPS	97.17	2:08.089
13	33	1	Henrik LINDBERG		LANCIA LC2	31:31.802	14	2 LAPS	97.05	2:09.491
14	170	2	Tommy DREELAN		SPICE SE86	31:32.411	14	2 LAPS	97.02	2:08.508
15	115	2	John PEARSON		ADA	31:33.081	14	2 LAPS	96.98	2:09.056
16	60	1	Eric RICKENBACHER		CHEETAH CT606	31:42.212	14	2 LAPS	96.52	2:09.821
17	27	1	Steve TANDY		NISSAN RC90	32:00.843	14	2 LAPS	95.58	1:58.721
18	8	1	Peter HARBURG		PORSCHE 962	32:17.343	14	2 LAPS	94.77	2:11.391
19	140	2	Don MILES		JAGUAR XJR 5B	30:26.551	13	3 LAPS	93.32	2:12.711
20	112	2	Jonathan FAY		TIGA GT287	32:04.343	13	3 LAPS	88.58	2:21.771
21	40	1	Richard BATEMAN		SPICE SE90C	32:24.020	13	3 LAPS	87.69	2:10.629

#### NOT CLASSIFIED

101	2	Duncan MCKAY		SPICE SE88C	19:03.703	8	D.N.F.	91.62	2:12.579
34	1	Andrew HADDON		MARCH PORSCHE 84G	14:30.914	6	D.N.F.	90.15	2:07.001
41	1	David MERCER		SPICE SE90C	11:25.157	5	D.N.F.	95.42	2:01.926

#### FASTEST LAP

31	1	Bob BERRIDGE		MERCEDES C11	1:47.745	15	121.92mph	196.21kph
102	2	Andy MEYRICK		SPICE SE89C	1:51.500	13	117.81mph	189.60kph

Weather/Track: Sun/Dry

These results are provisional until the conclusion of any judicial and technical matters.

Silverstone  
Circuit Length = 3.6490 miles.  
Start: 13:27 End: 13:57

Clerk of the Course:	Timekeeper:
----------------------	-------------

## Group C

### RACE 17 - LAP ANALYSIS - Silverstone - 22/23/24 July 2011

<b>4</b>	<b>Gary PEARSON</b>	JAGUAR XJR11	
1 - 3:02.294	6 - 1:57.962	11 - 1:58.187	16 - 1:55.140
2 - 2:01.129	7 - 1:56.136	12 - 1:55.298	
3 - 1:57.570	8 - 1:57.801	13 - 1:56.737	
4 - 1:56.409	9 - 1:57.108	14 - <b>1:54.576</b>	
5 - 1:55.241	10 - 1:55.392	15 - 1:55.137	
<b>6</b>	<b>Rupert CLEVELY</b>	LANCIA LC2	
1 - 3:03.667	6 - 2:08.620	11 - 2:06.903	
2 - 2:12.503	7 - 2:07.048	12 - 2:09.114	
3 - 2:10.989	8 - 2:06.898	13 - 2:07.184	
4 - 2:08.148	9 - <b>2:05.795</b>	14 - 2:06.972	
5 - 2:10.138	10 - 2:07.333		
<b>8</b>	<b>Peter HARBURG</b>	PORSCHE 962	
1 - 3:05.369	6 - 2:14.427	11 - 2:13.765	
2 - 2:23.102	7 - 2:14.761	12 - <b>2:11.391</b>	
3 - 2:16.298	8 - 2:13.949	13 - 2:12.079	
4 - 2:17.553	9 - 2:12.269	14 - 2:13.252	
5 - 2:16.517	10 - 2:12.611		
<b>9</b>	<b>Nick CHESTER</b>	SPICE SE88P	
1 - 3:02.843	6 - 2:02.262	11 - 2:03.572	
2 - 2:07.245	7 - 2:02.825	12 - 2:03.440	
3 - 2:02.614	8 - 2:02.707	13 - 2:02.196	
4 - 2:02.591	9 - <b>2:02.017</b>	14 - 2:02.977	
5 - 2:02.399	10 - 2:03.696	15 - 2:03.540	
<b>25</b>	<b>Hideki YAMAMUCHI</b>	NISSAN R90C	
1 - 3:01.531	6 - 1:52.309	11 - 1:49.168	16 - 1:48.368
2 - 1:54.070	7 - 1:51.963	12 - 1:48.209	
3 - 1:49.035	8 - 1:50.221	13 - 1:48.507	
4 - 1:48.228	9 - 1:48.350	14 - 1:53.746	
5 - 1:49.043	10 - <b>1:47.806</b>	15 - 1:52.248	
<b>27</b>	<b>Steve TANDY</b>	NISSAN RC90	
1 - 3:02.585	6 - 2:00.341	11 - 4:13.550	
2 - 2:05.876	7 - 1:59.980	12 - 2:01.603	
3 - 2:01.772	8 - 1:58.804	13 - 2:01.218	
4 - 2:00.497	9 - 1:58.890	14 - 2:00.594	
5 - <b>1:58.721</b>	10 - 2:36.412P		

Weather/Track: Sun/Dry

www.mstworld.com

Page 1 of 4

Silverstone  
Circuit Length = 3.6490 miles.  
Start: 13:27 End: 13:57

Printed - 14:03 Sunday, 24 July 2011

## Group C

### RACE 17 - LAP ANALYSIS - Silverstone - 22/23/24 July 2011

(contd.)

<b>30</b>	<b>Martin O'CONNELL</b>	NISSAN NPTI 90	
1 - 3:06.140	6 - 1:57.687	11 - 1:57.369	
2 - 2:07.885	7 - 1:58.479	12 - 2:00.293	
3 - 1:57.527	8 - 1:56.974	13 - 1:59.251	
4 - 1:56.439	9 - 1:59.362	14 - 1:58.027	
5 - <b>1:56.193</b>	10 - 1:58.256	15 - 1:58.495	
<b>31</b>	<b>Bob BERRIDGE</b>	MERCEDES C11	
1 - 3:01.310	6 - 1:51.307	11 - 1:50.328	16 - 1:48.850
2 - 1:51.742	7 - 1:52.310	12 - 1:48.217	
3 - 1:48.231	8 - 1:50.615	13 - 1:48.289	
4 - 1:48.223	9 - 1:49.117	14 - 1:48.898	
5 - 1:49.146	10 - 1:48.774	15 - <b>1:47.745</b>	
<b>33</b>	<b>Henrik LINDBERG</b>	LANCIA LC2	
1 - 3:04.087	6 - 2:11.160	11 - 2:11.999	
2 - 2:13.441	7 - 2:12.049	12 - 2:11.859	
3 - 2:10.597	8 - 2:09.990	13 - 2:12.617	
4 - <b>2:09.491</b>	9 - 2:12.285	14 - 2:10.291	
5 - 2:11.115	10 - 2:10.821		
<b>34</b>	<b>Andrew HADDON</b>	MARCH PORSCHE 84G	
1 - 3:02.983	6 - 2:41.790P		
2 - 2:09.355			
3 - 2:20.457			
4 - <b>2:07.001</b>			
5 - 2:09.328			
<b>40</b>	<b>Richard BATEMAN</b>	SPICE SE90C	
1 - 3:09.098	6 - 2:11.073	11 - 2:38.814	
2 - 2:20.498	7 - 2:12.019	12 - 2:39.561	
3 - 2:15.460	8 - 2:11.891	13 - 2:38.245	
4 - 2:16.459	9 - 2:22.337P		
5 - <b>2:10.629</b>	10 - 3:17.936		
<b>41</b>	<b>David MERCER</b>	SPICE SE90C	
1 - 3:01.928			
2 - 2:07.545			
3 - <b>2:01.926</b>			
4 - 2:02.178			
5 - 2:11.580P			

Weather/Track: Sun/Dry

www.mstworld.com

Page 2 of 4

Silverstone  
Circuit Length = 3.6490 miles.  
Start: 13:27 End: 13:57

Printed - 14:03 Sunday, 24 July 2011

## Group C

### RACE 17 - LAP ANALYSIS - Silverstone - 22/23/24 July 2011

(contd.)

<b>44</b>	<b>Alex BUNCOMBE</b>	<b>JAGUAR XJR9</b>			
1 - 3:01.442	6 - 1:56.596	11 - 1:57.338	16 - <b>1:55.086</b>		
2 - 2:02.435	7 - 1:56.499	12 - 1:55.227			
3 - 1:58.042	8 - 1:57.395	13 - 1:56.688			
4 - 1:56.607	9 - 1:57.141	14 - 1:55.284			
5 - 1:56.043	10 - 1:56.952	15 - 1:55.531			
<b>60</b>	<b>Eric RICKENBACHER</b>	<b>CHEETAH CT606</b>			
1 - 3:04.746	6 - 2:11.955	11 - 2:09.862			
2 - 2:23.256	7 - 2:11.546	12 - 2:09.874			
3 - 2:16.122	8 - 2:10.810	13 - 2:11.096			
4 - 2:11.622	9 - 2:09.932	14 - 2:10.165			
5 - 2:11.405	10 - <b>2:09.821</b>				
<b>71</b>	<b>Roger WILLS</b>	<b>COURAGE C26S</b>			
1 - 3:03.467	6 - 2:05.175	11 - 2:05.897			
2 - 2:12.923	7 - 2:05.622	12 - 2:05.845			
3 - 2:07.254	8 - 2:05.935	13 - 2:04.933			
4 - 2:05.347	9 - 2:05.629	14 - <b>2:04.783</b>			
5 - 2:06.175	10 - 2:06.338				
<b>101</b>	<b>Duncan MCKAY</b>	<b>SPICE SE88C</b>			
1 - 3:04.207	6 - 2:17.063				
2 - 2:23.360	7 - 2:15.519				
3 - 2:16.237	8 - <b>2:12.579</b>				
4 - 2:17.504					
5 - 2:17.234					
<b>102</b>	<b>Andy MEYRICK</b>	<b>SPICE SE89C</b>			
1 - 3:04.314	6 - 1:54.656	11 - 1:56.553	16 - 1:54.188		
2 - 1:59.914	7 - 1:54.131	12 - 1:52.388			
3 - 1:55.424	8 - 1:56.299	13 - <b>1:51.500</b>			
4 - 1:53.582	9 - 1:54.049	14 - 1:53.628			
5 - 1:52.347	10 - 1:55.014	15 - 1:52.070			
<b>104</b>	<b>Adrian WATTS</b>	<b>SPICE SE88</b>			
1 - 3:05.518	6 - 2:08.878	11 - 2:11.257			
2 - 2:18.416	7 - 2:08.330	12 - 2:11.985			
3 - 2:11.916	8 - <b>2:07.471</b>	13 - 2:09.528			
4 - 2:11.592	9 - 2:10.942	14 - 2:07.687			
5 - 2:12.226	10 - 2:10.713				

Weather/Track: Sun/Dry

www.mstworld.com

Page 3 of 4

Silverstone  
Circuit Length = 3.6490 miles.  
Start: 13:27 End: 13:57

Printed - 14:03 Sunday, 24 July 2011

## Group C

### RACE 17 - LAP ANALYSIS - Silverstone - 22/23/24 July 2011

(contd.)

<b>111</b>	<b>Mike DONOVAN</b>	SPICE SE88
1 - 3:05.936	6 - 2:01.768	11 - 2:01.316
2 - 2:07.582	7 - 2:01.142	12 - 2:01.802
3 - 2:02.666	8 - 2:02.229	13 - 2:01.899
4 - <b>2:01.109</b>	9 - 2:01.413	14 - 2:02.646
5 - 2:01.649	10 - 2:02.611	15 - 2:02.225
<b>112</b>	<b>Jonathan FAY</b>	TIGA GT287
1 - 3:07.254	6 - 2:24.431	11 - 2:26.160
2 - 2:27.973	7 - 2:25.183	12 - 2:22.249
3 - 2:26.048	8 - 2:26.094	13 - <b>2:21.771</b>
4 - 2:25.352	9 - 2:24.147	
5 - 2:23.992	10 - 2:23.689	
<b>115</b>	<b>John PEARSON</b>	ADA
1 - 3:04.696	6 - 2:10.833	11 - 2:11.414
2 - 2:15.613	7 - 2:11.616	12 - 2:10.954
3 - 2:09.985	8 - 2:09.195	13 - 2:12.112
4 - <b>2:09.056</b>	9 - 2:12.338	14 - 2:10.789
5 - 2:11.682	10 - 2:12.798	
<b>140</b>	<b>Don MILES</b>	JAGUAR XJR 5B
1 - 3:07.648	6 - 2:14.607	11 - 2:16.886
2 - 2:21.563	7 - 2:15.457	12 - 2:14.992
3 - 2:18.314	8 - <b>2:12.711</b>	13 - 2:15.554
4 - 2:18.225	9 - 2:18.290	
5 - 2:15.567	10 - 2:16.737	
<b>170</b>	<b>Tommy DREELAN</b>	SPICE SE86
1 - 3:05.671	6 - 2:08.878	11 - 2:10.695
2 - 2:22.064	7 - 2:08.837	12 - 2:11.597
3 - 2:12.080	8 - <b>2:08.508</b>	13 - 2:12.628
4 - 2:09.165	9 - 2:09.222	14 - 2:10.715
5 - 2:11.863	10 - 2:10.488	
<b>175</b>	<b>Robin WARD</b>	GEBHARDT
1 - 3:05.894	6 - 2:10.442	11 - 2:09.435
2 - 2:19.323	7 - 2:09.523	12 - 2:08.916
3 - 2:11.131	8 - 2:08.485	13 - 2:09.908
4 - 2:10.495	9 - 2:11.144	14 - 2:15.693
5 - <b>2:08.089</b>	10 - 2:11.076	

Weather/Track: Sun/Dry

www.mstworld.com

Page 4 of 4

Silverstone  
Circuit Length = 3.6490 miles.  
Start: 13:27 End: 13:57

Printed - 14:03 Sunday, 24 July 2011

## Group C

### RACE 17 - LAP CHART - Silverstone - 22/23/24 July 2011

Lap 1			Lap 2			Lap 3			Lap 4			Lap 5		
No	Behind	Laptime	No	Behind	Laptime	No	Behind	Laptime	No	Behind	Laptime	No	Behind	Laptime
31		3:01.310	31		1:51.742	31		1:48.231	31		1:48.223	31		1:49.146
44	0.132	3:01.442	25	2.549	1:54.070	25	3.353	1:49.035	25	3.358	1:48.228	25	3.255	1:49.043
25	0.221	3:01.531	4	10.371	2:01.129	102	18.369	1:55.424	102	23.728	1:53.582	112	1 LAP	2:25.352
41	0.618	3:01.928	44	10.825	2:02.435	4	19.710	1:57.570	4	27.896	1:56.409	102	26.929	1:52.347
4	0.984	3:02.294	102	11.176	1:59.914	44	20.636	1:58.042	44	29.020	1:56.607	4	33.991	1:55.241
27	1.275	3:02.585	27	15.409	2:05.876	27	28.950	2:01.772	30	38.485	1:56.439	44	35.917	1:56.043
9	1.533	3:02.843	41	16.421	2:07.545	41	30.116	2:01.926	27	41.224	2:00.497	30	45.532	1:56.193
34	1.673	3:02.983	9	17.036	2:07.245	30	30.269	1:57.527	41	44.071	2:02.178	27	50.799	1:58.721
71	2.157	3:03.467	34	19.286	2:09.355	9	31.419	2:02.614	9	45.787	2:02.591	9	59.040	2:02.399
6	2.357	3:03.667	111	20.466	2:07.582	111	34.901	2:02.666	111	47.787	2:01.109	111	1:00.290	2:01.649
33	2.777	3:04.087	30	20.973	2:07.885	71	42.361	2:07.254	71	59.485	2:05.347	41	1:06.505	2:11.580P
101	2.897	3:04.207	6	23.118	2:12.503	6	45.876	2:10.989	6	1:05.801	2:08.148	71	1:16.514	2:06.175
102	3.004	3:04.314	71	23.338	2:12.923	33	46.842	2:10.597	33	1:08.110	2:09.491	6	1:26.793	2:10.138
115	3.386	3:04.696	33	24.476	2:13.441	115	49.011	2:09.985	115	1:09.844	2:09.056	33	1:30.079	2:11.115
60	3.436	3:04.746	115	27.257	2:15.613	34	51.512	2:20.457	34	1:10.290	2:07.001	34	1:30.472	2:09.328
8	4.059	3:05.369	104	30.882	2:18.416	104	54.567	2:11.916	175	1:17.337	2:10.495	115	1:32.380	2:11.682
104	4.208	3:05.518	175	32.165	2:19.323	175	55.065	2:11.131	104	1:17.936	2:11.592	175	1:36.280	2:08.089
175	4.584	3:05.894	101	34.515	2:23.360	170	58.532	2:12.080	170	1:19.474	2:09.165	104	1:41.016	2:12.226
170	4.361	3:05.671	170	34.683	2:22.064	101	1:02.521	2:16.237	60	1:26.240	2:11.622	170	1:42.191	2:11.863
111	4.626	3:05.936	60	34.950	2:23.256	60	1:02.841	2:16.122	101	1:31.802	2:17.504	60	1:48.499	2:11.405
30	4.830	3:06.140	8	35.419	2:23.102	8	1:03.486	2:16.298	40	1:32.009	2:16.459			
112	5.944	3:07.254	140	36.159	2:21.563	40	1:03.773	2:15.460	8	1:32.816	2:17.553			
140	6.338	3:07.648	40	36.544	2:20.498	140	1:06.242	2:18.314	140	1:36.244	2:18.225			
40	7.788	3:09.098	112	42.175	2:27.973	112	1:19.992	2:26.048						

Weather/Track: Sun/Dry

www.mstworld.com

Page 1 of 4

Silverstone  
Circuit Length = 3.6490 miles.  
Start: 13:27 End: 13:57

Printed - 14:02 Sunday, 24 July 2011

## Group C

### RACE 17 - LAP CHART - Silverstone - 22/23/24 July 2011

(contd.)

Lap 6			Lap 7			Lap 8			Lap 9			Lap 10		
No	Behind	Laptime	No	Behind	Laptime	No	Behind	Laptime	No	Behind	Laptime	No	Behind	Laptime
31		1:51.307	31		1:52.310	31		1:50.615	31		1:49.117	31		1:48.774
40	1 LAP	2:10.629	175	1 LAP	2:10.442	25	3.516	1:50.221	25	2.749	1:48.350	25	1.781	1:47.806
25	4.257	1:52.309	25	3.910	1:51.963	6	1 LAP	2:07.048	71	1 LAP	2:05.935	71	1 LAP	2:05.629
101	1 LAP	2:17.234	104	1 LAP	2:08.878	33	1 LAP	2:12.049	6	1 LAP	2:06.898	112	2 LAPS	2:26.094
8	1 LAP	2:16.517	170	1 LAP	2:08.878	115	1 LAP	2:11.616	33	1 LAP	2:09.990	6	1 LAP	2:05.795
140	1 LAP	2:15.567	60	1 LAP	2:11.955	175	1 LAP	2:09.523	115	1 LAP	2:09.195	102	48.955	1:55.014
102	30.278	1:54.656	40	1 LAP	2:11.073	104	1 LAP	2:08.330	175	1 LAP	2:08.485	33	1 LAP	2:12.285
112	1 LAP	2:23.992	34	1 LAP	2:41.790P	170	1 LAP	2:08.837	104	1 LAP	2:07.471	175	1 LAP	2:11.144
4	40.646	1:57.962	8	1 LAP	2:14.427	60	1 LAP	2:11.546	102	42.715	1:54.049	115	1 LAP	2:12.338
44	41.206	1:56.596	102	32.099	1:54.131	102	37.783	1:56.299	170	1 LAP	2:08.508	104	1 LAP	2:10.942
30	51.912	1:57.687	101	1 LAP	2:17.063	40	1 LAP	2:12.019	60	1 LAP	2:10.810	170	1 LAP	2:09.222
27	59.833	2:00.341	140	1 LAP	2:14.607	4	51.658	1:57.801	4	59.649	1:57.108	4	1:06.267	1:55.392
9	1:09.995	2:02.262	4	44.472	1:56.136	44	52.175	1:57.395	44	1:00.199	1:57.141	44	1:08.377	1:56.952
111	1:10.751	2:01.768	44	45.395	1:56.499	8	1 LAP	2:14.761	40	1 LAP	2:11.891	60	1 LAP	2:09.932
71	1:30.382	2:05.175	30	58.081	1:58.479	101	1 LAP	2:15.519	30	1:14.685	1:59.362	30	1:24.167	1:58.256
6	1:44.106	2:08.620	27	1:07.503	1:59.980	140	1 LAP	2:15.457	8	1 LAP	2:13.949	40	1 LAP	2:22.337P
33	1:49.932	2:11.160	112	1 LAP	2:24.431	30	1:04.440	1:56.974	101	1 LAP	2:12.579	8	1 LAP	2:12.269
115	1:51.906	2:10.833	111	1:19.583	2:01.142	27	1:15.692	1:58.804	140	1 LAP	2:12.711			
			9	1:20.510	2:02.825	111	1:31.197	2:02.229	27	1:25.465	1:58.890			
			71	1:43.694	2:05.622	9	1:32.602	2:02.707	111	1:43.493	2:01.413			
						112	1 LAP	2:25.183	9	1:45.502	2:02.017			

Weather/Track: Sun/Dry

www.mstworld.com

Page 2 of 4

Silverstone  
Circuit Length = 3.6490 miles.  
Start: 13:27 End: 13:57

Printed - 14:02 Sunday, 24 July 2011

## Group C

### RACE 17 - LAP CHART - Silverstone - 22/23/24 July 2011

(contd.)

Lap 11			Lap 12			Lap 13			Lap 14			Lap 15		
No	Behind	Laptime	No	Behind	Laptime	No	Behind	Laptime	No	Behind	Laptime	No	Behind	Laptime
31		1:50.328	31		1:48.217	31		1:48.289	31		1:48.898	31		1:47.745
25	0.621	1:49.168	25	0.613	1:48.209	25	0.831	1:48.507	30	1 LAP	1:59.251	6	2 LAPS	2:07.184
140	2 LAPS	2:18.290	8	2 LAPS	2:12.611	115	2 LAPS	2:11.414	25	5.679	1:53.746	25	10.182	1:52.248
111	1 LAP	2:02.611	111	1 LAP	2:01.316	60	2 LAPS	2:09.862	175	2 LAPS	2:08.916	30	1 LAP	1:58.027
9	1 LAP	2:03.696	9	1 LAP	2:03.572	111	1 LAP	2:01.802	40	3 LAPS	2:38.814	175	2 LAPS	2:09.908
27	1 LAP	2:36.412P	140	2 LAPS	2:16.737	9	1 LAP	2:03.440	33	2 LAPS	2:11.859	104	2 LAPS	2:09.528
71	1 LAP	2:06.338	102	59.351	1:52.388	8	2 LAPS	2:13.765	170	2 LAPS	2:11.597	33	2 LAPS	2:12.617
102	55.180	1:56.553	71	1 LAP	2:05.897	140	2 LAPS	2:16.886	104	2 LAPS	2:11.985	170	2 LAPS	2:12.628
6	1 LAP	2:07.333	40	2 LAPS	3:17.936	27	2 LAPS	4:13.550	115	2 LAPS	2:10.954	115	2 LAPS	2:12.112
112	2 LAPS	2:24.147	6	1 LAP	2:06.903	102	1:02.562	1:51.500	112	3 LAPS	2:26.160	60	2 LAPS	2:11.096
4	1:14.126	1:58.187	4	1:21.207	1:55.298	71	1 LAP	2:05.845	60	2 LAPS	2:09.874	111	1 LAP	2:02.646
44	1:15.387	1:57.338	44	1:22.397	1:55.227	4	1:29.655	1:56.737	111	1 LAP	2:01.899	112	3 LAPS	2:22.249
33	1 LAP	2:10.821	30	1:43.284	2:00.293	44	1:30.796	1:56.688	9	1 LAP	2:02.196	9	1 LAP	2:02.977
175	1 LAP	2:11.076	112	2 LAPS	2:23.689	6	1 LAP	2:09.114	8	2 LAPS	2:11.391	40	3 LAPS	2:39.561
104	1 LAP	2:10.713	175	1 LAP	2:09.435				102	1:07.292	1:53.628	102	1:11.617	1:52.070
170	1 LAP	2:10.488	33	1 LAP	2:11.999				27	2 LAPS	2:01.603	27	2 LAPS	2:01.218
115	1 LAP	2:12.798	104	1 LAP	2:11.257				140	2 LAPS	2:14.992	8	2 LAPS	2:12.079
30	1:31.208	1:57.369	170	1 LAP	2:10.695				71	1 LAP	2:04.933	4	1:42.725	1:55.137
60	1 LAP	2:09.821							4	1:35.333	1:54.576	44	1:44.968	1:55.531
									44	1:37.182	1:55.284			

Weather/Track: Sun/Dry

www.mstworld.com

Page 3 of 4

Silverstone  
Circuit Length = 3.6490 miles.  
Start: 13:27 End: 13:57

Printed - 14:02 Sunday, 24 July 2011



## Group C

### RACE 17 - LAP CHART - Silverstone - 22/23/24 July 2011

(contd.)

Lap 16			Lap 17			Lap 18			Lap 19			Lap 20		
No	Behind	Laptime	No	Behind	Laptime	No	Behind	Laptime	No	Behind	Laptime	No	Behind	Laptime
31		1:48.850												
71	2 LAPS	2:04.783												
140	3 LAPS	2:15.554												
25	9.700	1:48.368												
30	1 LAP	1:58.495												
6	2 LAPS	2:06.972												
104	2 LAPS	2:07.687												
175	2 LAPS	2:15.693												
33	2 LAPS	2:10.291												
170	2 LAPS	2:10.715												
115	2 LAPS	2:10.789												
111	1 LAP	2:02.225												
102	1:16.955	1:54.188												
60	2 LAPS	2:10.165												
9	1 LAP	2:03.540												
27	2 LAPS	2:00.594												
112	3 LAPS	2:21.771												
4	1:49.015	1:55.140												
44	1:51.204	1:55.086												
8	2 LAPS	2:13.252												
40	3 LAPS	2:38.245												

Weather/Track: Sun/Dry

[www.mstworld.com](http://www.mstworld.com)

Page 4 of 4

Silverstone  
Circuit Length = 3.6490 miles.  
Start: 13:27 End: 13:57

Printed - 14:02 Sunday, 24 July 2011

# The Celebrity Challenge

## RACE 10 - QUALIFYING - Silverstone - 22/23/24 July 2011

POS	NO	CL	DRIVER	NAT	CAR	TIME	LAPS	GAP	MPH
1	10		Rick PARFITT JR		Morgan Lightweight	2:32.551	6		86.11
2	9		Paul O'DUFFY		Morgan Lightweight	2:38.140	6	5.589	83.06
3	2		Heston BLUMENTHAL		Morgan Lightweight	2:40.030	6	7.479	82.08
4	5		Brendan COLE		Morgan Lightweight	2:41.213	6	8.662	81.48
5	1		Luther BLISSETT		Morgan Lightweight	2:41.293	6	8.742	81.44
6	15		Lee MCQUEEN		Morgan Lightweight	2:51.044	6	18.493	76.80
7	16		Paul STEWART		Morgan Lightweight	2:51.130	6	18.579	76.76
8	6		Comedy Dave VITTY		Morgan Lightweight	2:53.590	6	21.039	75.67
9	12		Jimmy AKINGBOLA		Morgan Lightweight	3:00.721	5	28.170	72.68
10	14		Zoe COLE		Morgan Lightweight	3:05.633	5	33.082	70.76
11	4		Alexander NALL-CAIN		Morgan Lightweight	3:12.057	4	39.506	68.39
12	3		Sally BOAZMAN		Morgan Lightweight	4:06.248	5	1:33.697	53.34

Weather/Track: Cloud/Dry

Silverstone  
Circuit Length = 3.6490 miles.  
Start: 16:18 End: 16:38

Clerk of the Course:

Timekeeper:

# The Celebrity Challenge

## RACE 10 - QUALIFYING LAP ANALYSIS - Silverstone - 22/23/24 July 2011

<b>1</b>	<b>Luther BLISSETT</b>	Morgan Lightweight
1 - X:00.000	6 - 2:42.128	
2 - 2:55.328		
3 - 2:48.023		
4 - 3:15.517		
5 - <b>2:41.293</b>		
<b>2</b>	<b>Heston BLUMENTHAL</b>	Morgan Lightweight
1 - X:00.000	6 - 2:40.450	
2 - 2:48.132		
3 - 2:47.600		
4 - 2:44.345		
5 - <b>2:40.030</b>		
<b>3</b>	<b>Sally BOAZMAN</b>	Morgan Lightweight
1 - X:00.000		
2 - 4:11.278		
3 - 4:08.043		
4 - <b>4:06.248</b>		
5 - 4:11.123		
<b>4</b>	<b>Alexander NALL-CAIN</b>	Morgan Lightweight
1 - X:00.000		
2 - 4:12.879		
3 - 5:16.675		
4 - <b>3:12.057</b>		
<b>5</b>	<b>Brendan COLE</b>	Morgan Lightweight
1 - X:00.000	6 - 2:44.342	
2 - 3:16.352		
3 - 2:44.018		
4 - 2:48.879		
5 - <b>2:41.213</b>		
<b>6</b>	<b>Comedy Dave VITTY</b>	Morgan Lightweight
1 - X:00.000	6 - <b>2:53.590</b>	
2 - 3:22.848		
3 - 2:57.178		
4 - 2:56.690		
5 - 2:53.845		

Weather/Track: Cloud/Dry

[www.mstworld.com](http://www.mstworld.com)

Page 1 of 2

Silverstone  
Circuit Length = 3.6490 miles.  
Start: 16:18 End: 16:38

Printed - 16:44 Saturday, 23 July 2011

# The Celebrity Challenge

## RACE 10 - QUALIFYING LAP ANALYSIS - Silverstone - 22/23/24 July 2011

(contd.)

<b>9</b>	<b>Paul O'DUFFY</b>	Morgan Lightweight
1 - X:00.000	6 - <b>2:38.140</b>	
2 - 2:44.442		
3 - 2:47.443		
4 - 2:44.512		
5 - 2:39.664		
<b>10</b>	<b>Rick PARFITT JR</b>	Morgan Lightweight
1 - X:00.000	6 - <b>2:32.551</b>	
2 - 2:54.531		
3 - 2:35.955		
4 - 2:37.313		
5 - 2:34.085		
<b>12</b>	<b>Jimmy AKINGBOLA</b>	Morgan Lightweight
1 - X:00.000		
2 - 3:55.045		
3 - 3:17.258		
4 - 3:11.367		
5 - <b>3:00.721</b>		
<b>14</b>	<b>Zoe COLE</b>	Morgan Lightweight
1 - X:00.000		
2 - 3:31.329		
3 - 3:12.077		
4 - 3:12.784		
5 - <b>3:05.633</b>		
<b>15</b>	<b>Lee MCQUEEN</b>	Morgan Lightweight
1 - X:00.000	6 - <b>2:51.044</b>	
2 - 3:22.660		
3 - 2:57.481		
4 - 2:56.635		
5 - 2:52.285		
<b>16</b>	<b>Paul STEWART</b>	Morgan Lightweight
1 - X:00.000	6 - <b>2:51.130</b>	
2 - 3:06.908		
3 - 2:58.775		
4 - 3:06.635		
5 - 2:56.079		

Weather/Track: Cloud/Dry

www.mstworld.com

Page 2 of 2


Silverstone  
Circuit Length = 3.6490 miles.  
Start: 16:18 End: 16:38

Printed - 16:44 Saturday, 23 July 2011

# The Celebrity Challenge

## RACE 10 - GRID - Silverstone - 22/23/24 July 2011

ROW 6	3 BOAZMAN	4 NALL-CAIN
ROW 5	14 COLE	12 AKINGBOLA
ROW 4	6 VITTY	16 STEWART
ROW 3	15 MCQUEEN	1 BLISSETT
ROW 2	5 COLE	2 BLUMENTHAL
ROW 1	9 O'DUFFY	10 PARFITT JR
		POLE



Weather/Track: Cloud/Dry

Silverstone  
Circuit Length = 3.6490 miles.  
Start: 16:18 End: 16:38

Clerk of the Course:

Timekeeper:

# The Celebrity Challenge

## RACE 10 - CLASSIFICATION - Silverstone - 22/23/24 July 2011

POS	NO	CL	DRIVER	NAT	CAR	TIME	LAPS	GAP	MPH	BEST
1	10		Rick PARFITT JR		Morgan Lightweight	16:28.030	6		79.46	2:34.852
2	2		Heston BLUMENTHAL		Morgan Lightweight	16:36.103	6	8.073	78.82	2:41.422
3	5		Brendan COLE		Morgan Lightweight	16:37.350	6	9.320	78.72	2:43.374
4	9		Paul O'DUFFY		Morgan Lightweight	16:37.748	6	9.718	78.69	2:43.129
5	15		Lee MCQUEEN		Morgan Lightweight	16:45.298	6	17.268	78.10	2:43.064
6	6		Comedy Dave VITTY		Morgan Lightweight	16:52.912	6	24.882	77.51	2:43.005
7	16		Paul STEWART		Morgan Lightweight	16:56.856	6	28.826	77.21	2:40.483
8	4		Alexander NALL-CAIN		Morgan Lightweight	18:03.485	6	1:35.455	72.46	2:56.050
9	14		Zoe COLE		Morgan Lightweight	19:44.786	6	3:16.756	66.27	3:04.490
10	3		Sally BOAZMAN		Morgan Lightweight	17:42.379	4	2 LAPS	49.17	4:20.053
						FASTEST LAP				
10			Rick PARFITT JR		Morgan Lightweight	2:34.852	6	84.83mph	136.52kph	

Weather/Track: Bright/Dry

These results are provisional until the conclusion of any judicial and technical matters.

Silverstone  
Circuit Length = 3.6490 miles.  
Start: 19:03 End: 19:19

Clerk of the Course:		Timekeeper:
----------------------	--	-------------

# The Celebrity Challenge

## RACE 10 - LAP ANALYSIS - Silverstone - 22/23/24 July 2011

<b>2</b>	<b>Heston BLUMENTHAL</b>	Morgan Lightweight
1 - 2:51.172	6 - <b>2:41.422</b>	
2 - 2:47.356		
3 - 2:48.461		
4 - 2:44.247		
5 - 2:43.445		
<b>3</b>	<b>Sally BOAZMAN</b>	Morgan Lightweight
1 - 4:36.292		
2 - 4:23.576		
3 - <b>4:20.053</b>		
4 - 4:22.458		
<b>4</b>	<b>Alexander NALL-CAIN</b>	Morgan Lightweight
1 - 3:07.908	6 - <b>2:56.050</b>	
2 - 2:58.434		
3 - 3:03.520		
4 - 3:00.231		
5 - 2:57.342		
<b>5</b>	<b>Brendan COLE</b>	Morgan Lightweight
1 - 2:50.542	6 - <b>2:43.374</b>	
2 - 2:46.933		
3 - 2:48.469		
4 - 2:44.370		
5 - 2:43.662		
<b>6</b>	<b>Comedy Dave VITTY</b>	Morgan Lightweight
1 - 2:53.460	6 - 2:45.618	
2 - 2:45.953		
3 - 2:47.031		
4 - <b>2:43.005</b>		
5 - 2:57.845		
<b>9</b>	<b>Paul O'DUFFY</b>	Morgan Lightweight
1 - 2:47.944	6 - 2:44.698	
2 - 2:48.106		
3 - 2:49.467		
4 - <b>2:43.129</b>		
5 - 2:44.404		

Weather/Track: Bright/Dry

www.mstworld.com

Page 1 of 2

Silverstone  
Circuit Length = 3.6490 miles.  
Start: 19:03 End: 19:19

Printed - 19:26 Saturday, 23 July 2011

# The Celebrity Challenge

## RACE 10 - LAP ANALYSIS - Silverstone - 22/23/24 July 2011

(contd.)

<b>10</b>	<b>Rick PARFITT JR</b>	Morgan Lightweight
1 - 2:48.250	6 - <b>2:34.852</b>	
2 - 2:48.105		
3 - 2:48.392		
4 - 2:38.827		
5 - 2:49.604		
<b>14</b>	<b>Zoe COLE</b>	Morgan Lightweight
1 - 3:13.350	6 - 4:04.896	
2 - 3:06.446		
3 - <b>3:04.490</b>		
4 - 3:07.002		
5 - 3:08.602		
<b>15</b>	<b>Lee MCQUEEN</b>	Morgan Lightweight
1 - 2:55.476	6 - <b>2:43.064</b>	
2 - 2:49.977		
3 - 2:47.462		
4 - 2:45.554		
5 - 2:43.765		
<b>16</b>	<b>Paul STEWART</b>	Morgan Lightweight
1 - 2:56.698	6 - 2:41.893	
2 - 3:07.632		
3 - 2:47.097		
4 - 2:43.053		
5 - <b>2:40.483</b>		

Weather/Track: Bright/Dry

[www.mstworld.com](http://www.mstworld.com)

Page 2 of 2

Silverstone  
Circuit Length = 3.6490 miles.  
Start: 19:03 End: 19:19

Printed - 19:26 Saturday, 23 July 2011



# The Celebrity Challenge

## RACE 10 - LAP CHART - Silverstone - 22/23/24 July 2011

Lap 1			Lap 2			Lap 3			Lap 4			Lap 5		
No	Behind	Laptime	No	Behind	Laptime	No	Behind	Laptime	No	Behind	Laptime	No	Behind	Laptime
9		2:47.944	9		2:48.106	10		2:48.392	10		2:38.827	9		2:44.404
10	0.306	2:48.250	10	0.305	2:48.105	9	0.770	2:49.467	9	5.072	2:43.129	10	0.128	2:49.604
5	2.598	2:50.542	5	1.425	2:46.933	5	1.197	2:48.469	6	5.875	2:43.005	5	0.926	2:43.662
2	3.228	2:51.172	2	2.478	2:47.356	6	1.697	2:47.031	5	6.740	2:44.370	2	1.631	2:43.445
6	5.516	2:53.460	6	3.363	2:45.953	2	2.242	2:48.461	2	7.662	2:44.247	15	9.184	2:43.765
15	7.532	2:55.476	15	9.403	2:49.977	15	8.168	2:47.462	15	14.895	2:45.554	6	14.244	2:57.845
16	8.754	2:56.698	16	28.280	3:07.632	16	26.680	2:47.097	16	30.906	2:43.053	16	21.913	2:40.483
4	19.964	3:07.908	4	30.292	2:58.434	3	1 LAP	4:23.576	4	1:06.519	3:00.231	4	1:14.385	2:57.342
14	25.406	3:13.350	14	43.746	3:06.446	4	45.115	3:03.520	14	1:27.714	3:07.002	14	1:46.840	3:08.602
3	1:48.348	4:36.292				14	59.539	3:04.490	3	1 LAP	4:20.053			

Weather/Track: Bright/Dry

www.mstworld.com

Page 1 of 2

Silverstone  
Circuit Length = 3.6490 miles.  
Start: 19:03 End: 19:19

Printed - 19:26 Saturday, 23 July 2011

# The Celebrity Challenge

## RACE 10 - LAP CHART - Silverstone - 22/23/24 July 2011

(contd.)

Lap 6			Lap 7			Lap 8			Lap 9			Lap 10		
No	Behind	Laptime	No	Behind	Laptime	No	Behind	Laptime	No	Behind	Laptime	No	Behind	Laptime
10		2:34.852												
2	8.073	2:41.422												
5	9.320	2:43.374												
9	9.718	2:44.698												
15	17.268	2:43.064												
6	24.882	2:45.618												
16	28.826	2:41.893												
3	2 LAPS	4:22.458												
4	1:35.455	2:56.050												
14	3:16.756	4:04.896												

Weather/Track: Bright/Dry

www.mstworld.com

Page 2 of 2

Silverstone  
Circuit Length = 3.6490 miles.  
Start: 19:03 End: 19:19

Printed - 19:26 Saturday, 23 July 2011

# E-type Challenge

## RACE 11 - CLASSIFICATION - Silverstone - 22/23/24 July 2011

POS	NO	CL	DRIVER(S)	CAR	TIME	LAPS	GAP	MPH	BEST
1	33	A	Jon MINSHAW	Jaquar E-Type	32:18.093	13		87.95	2:27.245
2	48	A	Desire WILSON	Jaquar E-Type	32:21.748	13	3.655	87.79	2:27.784
3	38	A	Graeme DODD	Jaquar E-Type	32:25.983	13	7.890	87.60	2:27.926
4	55	A	Jason MINSHAW	Jaquar E-Type	32:34.739	13	16.646	87.20	2:28.662
5	46	A	Jeremy WELCH	Jaquar E-Type	32:35.590	13	17.497	87.17	2:28.440
6	94	A	Jackie OLIVER	Jaquar E-Type	32:43.067	13	24.974	86.83	2:27.803
7	40	A	Andrew SMITH	Jaquar E-Type	33:03.634	13	45.541	85.93	2:30.877
8	63	A	John BUSSELL	Jaquar E-Type	33:08.472	13	50.379	85.73	2:31.135
9	53	A	John PEARSON	Jaquar E-Type	33:12.333	13	54.240	85.56	2:30.820
10	35	A	M ROSSI DI MONTCLERR	Jaquar E-Type	33:13.306	13	55.213	85.52	2:31.949
11	8	A	John CLARK	Jaquar E-Type	33:22.231	13	1:04.138	85.14	2:31.500
12	47	A	Christopher SCRAGG	Jaquar E-Type	34:00.084	13	1:41.991	83.56	2:35.462
13	83	A	Simon TATE	Jaquar E-Type	34:07.359	13	1:49.266	83.26	2:32.525
14	24	A	Mark CLUBB	Jaquar E-Type	34:10.859	13	1:52.766	83.12	2:33.485
15	43	A	Chistian TRABER	Jaquar E-Type	34:13.818	13	1:55.725	83.00	2:36.036
16	92	A	John HARPER	Jaquar E-Type	34:14.653	13	1:56.560	82.96	2:35.579
17	70	A	Les ELY	Jaquar E-Type	34:43.615	13	2:25.522	81.81	2:37.110
18	39	A	Roderick SMITH	Jaquar E-Type	34:44.183	13	2:26.090	81.79	2:38.065
19	14	A	Joachim FINCKENSTEIN	Jaquar E-Type	32:21.491	12	1 LAP	81.03	2:38.283
20	73	A	Peter SUGDEN	Jaquar E-Type	32:23.307	12	1 LAP	80.96	2:38.261
21	80	A	Sandy WATSON	Jaquar E-Type	32:23.630	12	1 LAP	80.94	2:36.029
22	81	B	John CLELAND	Jaquar E-Type	32:24.436	12	1 LAP	80.91	2:39.330
23	59	A	Galal MAHMOUD	Jaquar E-Type	32:25.680	12	1 LAP	80.86	2:37.967
24	45	A	Rainer VORKOPER	Jaquar E-Type	32:37.487	12	1 LAP	80.37	2:38.121
25	12	A	Grahame BULL	Jaquar E-Type	32:42.849	12	1 LAP	80.15	2:39.710
26	49	A	Roland ZOOMERS	Jaquar E-Type	32:45.418	12	1 LAP	80.05	2:39.096
27	18	A	Julian BRONSON	Jaquar E-Type	32:46.923	12	1 LAP	79.99	2:40.630
28	25	B	John BURTON	Jaquar E-Type	32:57.922	12	1 LAP	79.54	2:40.999
29	62	A	Tom HARRIS	Jaquar E-Type	33:02.144	12	1 LAP	79.37	2:41.208
30	87	A	Robert FARRELL	Jaquar E-Type	33:02.940	12	1 LAP	79.34	2:40.642
31	34	B	Alan MINSHAW	Jaquar E-Type	33:05.086	12	1 LAP	79.25	2:40.846
32	21	A	Nicholas MCCAFFREY	Jaquar E-Type	33:23.561	12	1 LAP	78.52	2:42.777
33	90	A	Matthew NEWMAN	Jaquar E-Type	33:28.370	12	1 LAP	78.33	2:42.953
34	82	A	Barry CARPENTER	Jaquar E-Type	33:36.257	12	1 LAP	78.03	2:43.429
35	36	A	Mark RUSSELL	Jaquar E-Type	33:41.646	12	1 LAP	77.82	2:40.795
36	67	A	Bernard WILHELM	Jaquar E-Type	33:54.926	12	1 LAP	77.31	2:43.493
37	31	A	Georg NOLTE	Jaquar E-Type	33:56.575	12	1 LAP	77.25	2:44.171
38	15	A	Paul CASTALDINI	Jaquar E-Type	33:59.375	12	1 LAP	77.14	2:42.469
39	22	A	Read GOMM	Jaquar E-Type	34:06.745	12	1 LAP	76.87	2:43.878
40	20	B	David HALL	Jaquar E-Type	34:07.635	12	1 LAP	76.83	2:45.660
41	41	B	Michael QUINN	Jaquar E-Type	34:17.892	12	1 LAP	76.45	2:47.286
42	71	B	Per JONSSON	Jaquar E-Type	35:15.913	11	2 LAPS	68.14	3:04.611
43	17	A	Robert GATE	Jaquar E Type	33:24.276	10	3 LAPS	65.39	2:41.228

### NOT CLASSIFIED

44	A	Diane OSBOURNE	Jaquar E-Type	28:48.875	11	D.N.F.	83.40	2:34.542
32	A	Tony JARDINE	Jaquar E-Type	24:12.684	9	D.N.F.	81.17	2:36.041
30	A	Colin MCKAY	Jaquar E-Type	25:13.675	9	D.N.F.	77.90	2:43.129
7	A	GRAF VON OEYNHAUSEN	Jaquar E-Type	20:02.311	8	D.N.F.	87.15	2:28.758
6	A	Oliver LOUISODER	Jaquar E-Type	22:13.934	8	D.N.F.	78.55	2:39.942
50	A	Neil CUNNINGHAM	Jaquar E-Type	19:08.948	7	D.N.F.	79.77	2:32.638
10	A	Andrew DEE-CROWNE	Jaquar E-Type	17:26.465	6	D.N.F.	75.03	2:47.274
9	B	Roger COPE	Jaquar E-Type	14:59.438	5	D.N.F.	72.68	2:42.614
60	A	Peter LANFRANCHI	Jaquar E-Type	6:21.579	2	D.N.F.	68.06	3:12.946

### FASTEST LAP

33	A	Minshaw	Jaquar E-Type	2:27.245	4	89.21mph	143.57kph
81	B	Cleland/Cleland	Jaquar E-Type	2:39.330	11	82.44mph	132.68kph

Weather/Track: Bright/Dry

These results are provisional until the conclusion of any judicial and technical matters.

Silverstone

Circuit Length = 3.6490 miles.

Start: 19:44 End: 20:17

Clerk of the Course:		Timekeeper:
----------------------	--	-------------