

## CLASSIC ENDURANCE RACING 1

### DIX MILLE TOURS

### RACE ((60'))

### Final Classification

Drivers	Team	Vehicle	Class	Laps	Total Time	Gap	Kph	Best Lap		
								Lap	Time	Kph
1 6 Martin O'CONNELL		CHEVRON B19	PROTO 1	28	1:01:36.820	-	157.9	2	2:06.004	165.5
2 42 Philipp BRUEHWILER		CHEVRON B19	PROTO 1	28	1:01:50.408	+13.588	157.3	4	2:07.746	163.2
3 85 Grant TROMANS/Richard MEADEN		LOLA T70 Mk III B	PROTO 1	28	1:02:09.995	+33.175	156.5	2	2:05.872	165.6
4 19 Claude NAHUM/Bernard THUNER		LOLA T70 Mk III	PROTO 1	28	1:02:56.037	+1:19.217	154.6	2	2:08.896	161.7
5 67 Maurizio BIANCO		CHEVRON B19	PROTO 1	28	1:03:02.654	+1:25.834	154.3	22	2:09.297	161.2
6 101 David TOMLIN		LOLA T 212 FVC	PROTO 1	28	1:03:21.854	+1:45.034	153.5	17	2:10.868	159.3
7 11 Marc DEVIS		McLaren M8C DFV	PROTO 1	28	1:03:41.250	+2:04.430	152.8	3	2:11.558	158.5
8 114 Nicholas PINK		LOLA T210 FVC	PROTO 1	27	1:02:46.388		149.4	5	2:14.738	154.7
9 92 Frank JACOB		LOLA T212 FVC	PROTO 1	27	1:02:47.030		149.4	2	2:14.557	154.9
10 37 Lionel ROBERT/Claudio RODDARO		PORSCHE 908 LH	PROTO 1	27	1:03:16.253		148.3	27	2:13.896	155.7
11 22 Romain BELLETESTE/Christophe GADAIS		CHEVRON B21 FVC	PROTO 1	27	1:03:19.281		148.2	27	2:14.499	155.0
12 33 Richard MILLE/Carlos TAVARES		LOLA T70 Mk III B	PROTO 1	27	1:03:28.202		147.8	5	2:13.434	156.2
13 12 Claude NAHUM/Bernard THUNER		FORD GT40 1968	GT1	27	1:03:40.946		147.3	17	2:15.931	153.4
14 48 Peter VÖGELE		PORSCHE 908/3	PROTO 1	26	1:01:49.969		146.1	8	2:17.102	152.1
15 30 Anthony SCHRAUWEN		LOTUS 30	PROTO 1	26	1:01:51.867		146.0	24	2:16.969	152.2
16 82 Michel LECOURT/Raymond NARAC		PORSCHE 911 RSR 3L	GT1	26	1:02:17.686		145.0	25	2:17.714	151.4
17 104 Sandy WATSON		CHEVRON B8 1968	PROTO 1	26	1:02:26.910		144.7	10	2:18.383	150.7
18 21 Detlef VON DER LIECK/Ralf KELLENERS		DE TOMASO Pantera	GT1	26	1:02:35.972		144.3	22	2:14.564	154.9
19 58 Claudio RODDARO/Lionel ROBERT		PORSCHE 911 RSR 3L	GT1	26	1:02:50.402		143.8	15	2:19.721	149.2
20 32 Henrique GEMPERLE/Marc de SIEBENTHAL		CHEVRON B8 BMW	PROTO 1	26	1:03:00.007		143.4	9	2:16.701	152.5
21 15 John EMBERSON/Bill WYKEHAM		CHEVRON B8 BMW	PROTO 1	26	1:03:25.461		142.4	25	2:20.194	148.7
22 35 Gianluca RATAZZI/G. LAVAGGI		ALFA ROMEO T33/3	PROTO 1	26	1:03:32.027		142.2	26	2:12.947	156.8
23 29 Xavier GALANT/Vincent NEURRISE		CHEVRON B 16 FVC	PROTO 1	26	1:03:56.109		141.3	5	2:19.664	149.3
24 47 Joseph ZAGO/Jacques ROUCOLLE		CHEVRON B16 FVC	PROTO 1	25	1:01:48.779		140.5	23	2:20.345	148.5
25 112 Martin WACHTER		LOLA T70 Mk II Spyder	PROTO 1	25	1:02:39.312		138.6	20	2:24.441	144.3
26 17 Jean BRANDENBURG/Lucien-Charles NICOLET		CHEVRON B8 BMW	PROTO 1	25	1:03:02.795		137.8	7	2:25.320	143.5
27 23 Charles RUPP/Philippe PEAugER		CHEVRON B16 BMW	PROTO 1	25	1:03:32.139		136.7	12	2:23.235	145.5
28 74 Tina Marianne KOK		CHEVRON B8 BMW	PROTO 1	25	1:03:39.541		136.5	7	2:24.864	143.9
29 45 Pierre AVIRON-VIOLET		CHEVRON B8 BMW	PROTO 1	24	1:03:02.583		132.3	23	2:27.880	141.0
30 106 Richard DEPAGNEUX		CHEVROLET Corvette C3	GT1	23	1:03:30.787		125.8	17	2:38.295	131.7
31 116 Gaby von OFFENHEIM/Andreas RIDDENBORF		ALPINE A210 1966	PROTO 1	22	1:03:59.218		119.5	18	2:30.124	138.9

#### Not classified:

14 Mauro POPONCINI		LOLA T 212 FVC	PROTO 1	22	55:17.718			8	2:18.568	150.5
7 Toni SEILER		LOLA T70 Mk III	PROTO 1	20	48:27.725			5	2:10.922	159.2
43 Peter MÜELDER/Christian TRABER		PORSCHE 911 RSR 3L	GT1	20	51:16.800			7	2:25.076	143.7
117 Jürgen BODEN		ALPINE A210 1969	PROTO 1	19	47:18.210			16	2:18.475	150.6
39 Alfred STREBEL/Patrick GERLING		CHEVROLET Corvette	GT1	15	38:42.349			4	2:25.115	143.7
138 Roald GOETHE/Stuart HALL		LOLA T70 Mk III B	PROTO 1	12	32:50.582			10	2:14.562	154.9
80 Francisco ALBUQUERQUE		FORD GT40 1965	GT1	11	26:15.211			6	2:21.155	147.7
61 Thomas STUDER		McLAREN M6 GT	PROTO 1	8	18:40.289			6	2:13.594	156.1

#### Not started

76 Carlos MONTEVERDE/Gary PEARSON		PORSCHE 917	PROTO 1							
109 Steven READ/Giovanni LAVAGGI		FERRARI 512 M	PROTO 1							

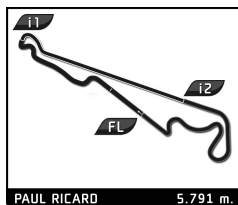
<b>Pole Position</b>	S. READ	2:04.182	167.9 Kph
<b>Fastest Lap</b>	Lap 2 Grant TROMANS	2:05.872	165.6 Kph

CAR N° 138 PENALTY OF 5 MINUTES DUE TO JUMP START  
 CAR N° 116 PENALTY OF 1 LAP DUE TO PIT OUT OF THE WINDOW

Published at: .....

Track Status: **DRY**

<b>Stewards:</b>	<b>Timekeeper:</b>
------------------	--------------------



**CLASSIC ENDURANCE RACING 2**  
**DIX MILLE TOURS**  
**RACE ((60'))**

**Final Classification**

Drivers	Team	Vehicle	Class	Laps	Total Time	Gap	Kph	Best Lap		
								Lap	Time	Kph
1 23 Martin O'CONNELL		CHEVRON B23 DFV	PROTO 2	27	1:00:03.577	-	156.2	25	2:01.188	172.0
2 52 Yves SCEMAMA		TOJ SC 304	PROTO 2	27	1:00:07.929	+4.352	156.0	22	2:02.731	169.9
3 31 Carlos BARBOT		LOLA T280 DFV	PROTO 2	27	1:01:32.477	+1:28.900	152.4	20	2:03.990	168.1
4 18 Paul LAFARGUE		LOLA T298 BMW	PROTO 2	27	1:03:20.068	+3:16.491	148.1	9	2:05.730	165.8
5 50 Dominique GUENAT		LOLA T286	PROTO 2	26	1:00:16.760	1 Lap	149.9	8	2:05.967	165.5
6 17 Patrice LAFARGUE		LOLA T298 BMW	PROTO 2	26	1:00:31.134	1 Lap	149.3	26	2:06.213	165.2
7 81 Erik MARIS		PORSCHE 935	GT2	26	1:00:39.834	1 Lap	148.9	11	2:08.654	162.0
8 110 Urs BECK/Jürgen BARTH		PORSCHE 935 K3	GT2	26	1:01:04.299	1 Lap	147.9	9	2:09.266	161.3
9 85 Tony SINCLAIR		LOLA T292 BDG	PROTO 2	26	1:01:16.584	1 Lap	147.4	17	2:09.713	160.7
10 69 MR JOHN OF B		FERRARI 512 BBLM	GT2	26	1:01:23.676	1 Lap	147.1	18	2:09.588	160.9
11 2 Frédéric DA ROCHA		LOLA T298 BMW	PROTO 2	26	1:01:51.861	1 Lap	146.0	16	2:10.335	160.0
12 59 Beat EGGIMANN		CHEETAH G 601 BDG	PROTO 2	25	1:00:06.474	2 Laps	144.5	25	2:11.774	158.2
13 46 Christian BOURIEZ		FERRARI 512 BBLM	GT2	25	1:00:49.266	2 Laps	142.8	18	2:12.108	157.8
14 137 Roald GOETHE/Stuart HALL		GULF MIRAGE Gr.7	PROTO 2	25	1:00:57.365	2 Laps	142.5	5	2:00.279	173.3
15 88 Louis KOLLY		LOLA T292 BMW	PROTO 2	25	1:01:03.845	2 Laps	142.3	5	2:13.161	156.6
16 64 Hans HÜBNER		PORSCHE 934-5	GT2	24	1:00:19.791	3 Laps	138.2	9	2:16.240	153.0
17 41 Roberto TURRIZIANI/Stefano DI FULVIO		OSELLA PA 5	PROTO 2	24	1:00:26.339	3 Laps	138.0	9	2:08.977	161.6
18 136 Michel BAUDOIN		LOLA T290	PROTO 2	24	1:00:28.323	3 Laps	137.9	20	2:16.135	153.1
19 53 Maurizio FRATTI/Andrea CABIANCA		PORSCHE 934	GT2	24	1:00:55.737	3 Laps	136.9	24	2:18.847	150.1
20 26 Claude LE JEAN/Lucien ROSSIAUD		CHEVRON B36	PROTO 2	24	1:00:59.789	3 Laps	136.7	7	2:18.165	150.9
21 51 Gianluca RATAZZI		LOLA T290 BDG	PROTO 2	24	1:01:49.495	3 Laps	134.9	20	2:20.988	147.9
22 61 Fabio SPIRGI		PORSCHE 930 Gr.IV	GT2	24	1:02:05.369	3 Laps	134.3	14	2:22.681	146.1
23 7 Jean LEGRAS/Jean-Philippe DEBRIE		CHEVRON B21 BDG	PROTO 2	22	1:00:30.052	5 Laps	126.3	9	2:13.120	156.6
24 60 Peter MUELDER/Christian TRABER		BMW M1 Procar	GT2	17	1:02:13.367	10 Laps	94.9	14	2:20.519	148.4

**Not classified:**

25 Nicolas DIETEREN		PORSCHE 935 K3	GT2	22	58:48.123			17	2:05.758	165.8
44 David FERRER		LANCIA Beta Gr. V	GT2	10	25:35.507			9	2:15.283	154.1
135 Marc DEVIS		TOJ SC303	PROTO 2	10	30:05.745			9	2:05.565	166.0
65 Franco MEINERS		LANCIA Beta Gr. V	GT2	10	48:32.763			7	2:15.620	153.7
5 Henrik LINDBERG		PORSCHE 935 K3	GT2	6	16:27.225			5	2:18.583	150.4
100 Jean GUIKAS		TOJ SC304	PROTO 2	5	14:07.615			4	2:11.876	158.1
87 Steven READ/Giovanni LAVAGGI		FERRARI 312 PB	PROTO 2	1	1:05:16.885					

**Not started**

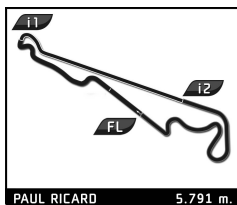
66 Eric HELARY		LANCIA Beta Gr. V	GT2							
108 Philippe SCEMAMA		LOLA T290	PROTO 2							

<b>Pole Position</b>		R. GOETHE		2:23.157	
<b>Fastest Lap</b>	Lap 5	Roald GOETHE		2:00.279	173.3 Kph

Published at: .....

Track Status: **DRY**

<b>Stewards:</b>	<b>Timekeeper:</b>
------------------	--------------------



**GROUP C  
DIX MILLE TOURS  
RACE 1 ((45'))**

**Final Classification**

Drivers	Team	Vehicle	Class	Laps	Total Time	Gap	Kph	Best Lap		
								Lap	Time	Kph
1 31 Kriton LENDOUDIS/Rui Sergio AGUAS		MERCEDES-BENZ C11 1990	C1a	22	<b>45:56.744</b>	-	166.4	2	<b>1:52.351</b>	185.6
2 18 Nicolas MINASSIAN/Paul WHIGHT		ASTON MARTIN AMR1 1989	C1a	22	<b>46:48.076</b>	+51.332	163.3	8	<b>1:59.158</b>	175.0
3 21 Ivan VERCOUTERE/Ralf KELLEENERS		PORSCHE 962C	C1a	22	<b>47:18.488</b>	+1:21.744	161.6	6	<b>1:57.835</b>	176.9
4 14 Tommy DREELAN/Aaron SCOTT		PORSCHE 962 1987	C1a	22	<b>47:53.900</b>	+1:57.156	159.6	2	<b>1:58.879</b>	175.4
5 60 Eric RICKENBACHER		CHEETAH G606 1989	C1a	21	<b>46:05.881</b>	1 Lap	158.3	7	<b>2:02.657</b>	170.0
6 98 Eric DE DONCKER		SPICE SE90C 1990	C1a	21	<b>46:10.687</b>	1 Lap	158.0	6	<b>2:03.108</b>	169.3
7 151 Mike WRIGLEY		ARGO JM19 1988	C2a	21	<b>46:22.606</b>	1 Lap	157.3	9	<b>2:02.650</b>	170.0
8 10 Michiel CAMPAGNE		SPICE SE92 GTP 1992	C3a	21	<b>47:01.769</b>	1 Lap	155.2	14	<b>2:04.444</b>	167.5
9 177 Frank LYONS		ALD C289 1989	C2a	21	<b>47:42.004</b>	1 Lap	153.0	18	<b>2:06.935</b>	164.2
10 22 Christian PERRIER		MARCH 85G 1985	C1b	21	<b>47:44.268</b>	1 Lap	152.8	19	<b>2:06.042</b>	165.4
11 107 Thomas DOZIN		SPICE SE88C 1990	C2a	20	<b>47:36.802</b>	2 Laps	146.0	6	<b>2:11.377</b>	158.7
12 3 Peter GARROD		LOLA T92/10	C3a	19	<b>46:29.492</b>	3 Laps	142.0	18	<b>2:13.954</b>	155.6
13 40 Michel LECOURT/Raymond NARAC		PORSCHE 962C 1987	C1a	13	<b>45:56.890</b>	9 Laps	98.3	12	<b>2:10.349</b>	159.9

**Not classified:**

106 Laurent FORT/Lukes NELSON		TIGA GC288	C2a	20	<b>50:26.715</b>			16	<b>2:03.678</b>	168.6
111 Frédéric DA ROCHA/Patrice LAFARGUE		SPICE SE88C 1988	C2a	19	<b>42:10.930</b>			5	<b>2:02.040</b>	170.8
15 Nicolas DIETEREN		PORSCHE 962 1990	C1a	19	<b>44:31.533</b>			3	<b>2:03.000</b>	169.5
185 Christophe GADALS/Romain BELLETESTE		STHEMO SM 1984	C2b	17	<b>43:49.532</b>			6	<b>2:13.523</b>	156.1
25 Michael LYONS		GEBHARDT / C91 / 1992	C3a	16	<b>47:22.234</b>			6	<b>1:57.671</b>	177.2
104 Philippe SCEMAMA		SPICE SE89C 1989	C2a	13	<b>30:32.035</b>			6	<b>2:05.822</b>	165.7
34 Martin O'CONNELL		MARCH / 84G / 1984	C1b	12	<b>29:07.644</b>			5	<b>2:00.749</b>	172.7
69 MR JOHN OF B/Soheil AYARI		LANCIA LC2 1985	C1b	1	<b>45:00.297</b>					

**Not started**

24 David FERRER/ MR JOHN OF B		RONDEAU M382 1982	C1b							
-------------------------------	--	-------------------	-----	--	--	--	--	--	--	--

<b>Pole Position</b>		K. LENDOUDIS	<b>1:52.347</b>	185.6 Kph
<b>Fastest Lap</b>	Lap 2	Kriton LENDOUDIS	<b>1:52.351</b>	185.6 Kph

CAR 25 - NOT CLASSIFIED DUE TO ART. 15 GROUP C REGULATIONS

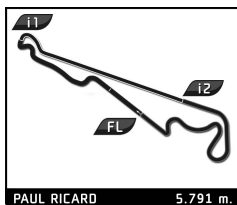
Published at: .....

Track Status:

**DRY**

Stewards:

Timekeeper:



**GROUP C**  
**DIX MILLE TOURS**  
**RACE 2 ((45'))**  
**Provisional Classification**

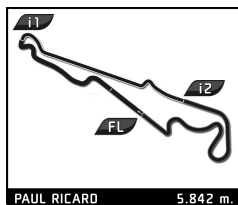
Drivers	Team	Vehicle	Class	Laps	Total Time	Gap	Kph	Best Lap		
								Lap	Time	Kph
<b>1</b> 18 Nicolas MINASSIAN/Paul WHIGHT		ASTON MARTIN AMR1 1989	C1a	21	<b>44:36.057</b>	-	163.6	8	<b>1:59.028</b>	175.1
<b>2</b> 14 Tommy DREELAN/Aaron SCOTT		PORSCHE 962 1987	C1a	21	<b>44:46.169</b>	+10.112	163.0	3	<b>1:57.087</b>	178.1
<b>3</b> 151 Mike WRIGLEY		ARGO JM19 1988	C2a	21	<b>46:27.465</b>	+1:51.408	157.1	14	<b>2:02.039</b>	170.8
<b>4</b> 111 Frédéric DA ROCHA/Patrice LAFARGUE		SPICE SE88C 1988	C2a	21	<b>46:36.151</b>	+2:00.094	156.6	16	<b>2:04.328</b>	167.7
<b>5</b> 15 Nicolas D'IETEREN		PORSCHE 962 1990	C1a	20	<b>44:46.365</b>		155.2	8	<b>2:03.276</b>	169.1
<b>6</b> 10 Michiel CAMPAGNE		SPICE SE92 GTP 1992	C3a	20	<b>45:06.473</b>		154.1	14	<b>2:05.070</b>	166.7
<b>7</b> 177 Frank LYONS		ALD C289 1989	C2a	20	<b>45:26.827</b>		152.9	14	<b>2:06.647</b>	164.6
<b>8</b> 98 Eric DE DONCKER		SPICE SE90C 1990	C1a	20	<b>45:37.587</b>		152.3	2	<b>2:03.948</b>	168.2
<b>9</b> 107 Thomas DOZIN		SPICE SE88C 1990	C2a	19	<b>45:47.043</b>		144.2	4	<b>2:12.656</b>	157.2
<b>10</b> 3 Peter GARROD		LOLA T92/10	C3a	19	<b>46:13.679</b>		142.8	15	<b>2:13.092</b>	156.6
<b>11</b> 40 Michel LECOURT/Raymond NARAC		PORSCHE 962C 1987	C1a	18	<b>44:50.381</b>		139.5	18	<b>2:03.859</b>	168.3
<b>12</b> 185 Christophe GADAIIS/Romain BELLETESTE		STHEMO SM 1984	C2b	17	<b>45:11.230</b>		130.7	6	<b>2:17.345</b>	151.8
<b>Not classified:</b>										
60 Eric RICKENBACHER		CHEETAH G606 1989	C1a	18	<b>39:45.370</b>			16	<b>2:02.455</b>	170.2
69 MR JOHN OF B/Soheil AYARI		LANCIA LC2 1985	C1b	9	<b>32:23.672</b>			4	<b>1:58.671</b>	175.7
104 Philippe SCEMAMA		SPICE SE89C 1989	C2a	6	<b>12:44.984</b>			4	<b>2:01.436</b>	171.7
106 Laurent FORT/Lukes NELSON		TIGA GC288	C2a	3	<b>6:28.956</b>			3	<b>2:07.571</b>	163.4
34 Martin O'CONNELL		MARCH / 84G / 1984	C1b	2	<b>4:17.065</b>					
24 David FERRER/ MR JOHN OF B		RONDEAU M382 1982	C1b							

<b>Pole Position</b>	T. DREELAN	<b>1:53.625</b>	183.5 Kph
<b>Fastest Lap</b>	Lap 3 Tommy DREELAN	<b>1:57.087</b>	178.1 Kph

Published at: .....

Track Status: **DRY**

<b>Race Director:</b>	<b>Timekeeper:</b>
-----------------------	--------------------



**HERITAGE TOURING CUP**  
**DIX MILLE TOURS**  
**RACE ((60'))**

**Final Classification**

	Drivers	Team	Vehicle	Class	Laps	Total Time	Gap	Kph	Best Lap		
									Lap	Time	Kph
1	3 Grant TROMANS/Richard MEADEN		FORD Capri 3100 RS 1974	TC2 1972-1	24	<b>1:01:50.846</b>	-	136.0	6	<b>2:26.674</b>	143.4
2	23 David HUXLEY/Nigel GREENSALL		FORD Mustang GT Finspac 1984 (GR.A)	TC2 1972-1	24	<b>1:03:09.419</b>	+1:18.573	133.2	11	<b>2:26.976</b>	143.1
3	12 Ben GILL		FORD Escort 1600 RS 1975	TC2 -2000	24	<b>1:03:31.707</b>	+1:40.861	132.4	19	<b>2:31.860</b>	138.5
4	33 François JACUBOWSKY/Robert BOOS		BMW 635 Csi 1984 (GR.A)	TC2 1972-1	24	<b>1:03:37.154</b>	+1:46.308	132.2	6	<b>2:33.495</b>	137.0
5	57 David TOMLIN		FORD Escort 1800 RS 1975	TC2 -2000	24	<b>1:03:44.408</b>	+1:53.562	132.0	7	<b>2:32.463</b>	137.9
6	22 Andrew BEVERLEY		VOLVO 240 Turbo 1984 (GR.A)	TC2 1972-1	23	<b>1:01:57.500</b>	1 Lap	130.1	7	<b>2:34.902</b>	135.8
7	27 Dennis SINGLETON/Kevin JONES		FORD Capri 2600 RS 1973	TC2 1972-1	23	<b>1:02:24.879</b>	1 Lap	129.2	20	<b>2:34.467</b>	136.2
8	7 Eric BROUTIN/Benjamin DE FORTIS		CHEVROLET Camaro Z28 1967	TC2 1966-1	23	<b>1:03:13.895</b>	1 Lap	127.5	7	<b>2:38.394</b>	132.8
9	11 Charles FIRMENICH		BMW 3.0 CSL 1972	TC2 1972-1	23	<b>1:03:15.652</b>	1 Lap	127.4	9	<b>2:38.891</b>	132.4
10	10 Richard HOPE/Geoff STEELE		BMW 635 Csi 1984 (GR.A)	TC2 1972-1	23	<b>1:03:27.745</b>	1 Lap	127.0	8	<b>2:38.738</b>	132.5
11	9 Maxime GUENAT		BMW 635 Csi 1984 (GR.A)	TC2 1972-1	23	<b>1:04:12.872</b>	1 Lap	125.5	13	<b>2:40.636</b>	130.9
12	41 Xavier MICHERON		BMW 635 Csi 1986 (GR.A)	TC2 1972-1	23	<b>1:04:25.557</b>	1 Lap	125.1	8	<b>2:37.913</b>	133.2
13	30 Christian TRABER/Nicolas TRABER		BMW 2002 Ti 1970	TC2 -2000	22	<b>1:03:12.008</b>	2 Laps	122.0	19	<b>2:42.439</b>	129.5
14	67 Eric EVERARD/Christophe VAN RIET		CHEVROLET Camaro Z28 1967	TC2 1966-1	22	<b>1:03:24.835</b>	2 Laps	121.6	22	<b>2:46.200</b>	126.5
15	35 Luis DELSO/Javier REVENGA		BMW 635 Csi 1984	TC2 1972-1	22	<b>1:03:44.886</b>	2 Laps	121.0	7	<b>2:47.189</b>	125.8
16	29 Christian DUMOLIN		FORD Mustang 289 1965	TC1	22	<b>1:04:41.596</b>	2 Laps	119.2	6	<b>2:49.330</b>	124.2
17	34 Xavier GALANT/Vicent NEURRISSE		FORD Escort 1600 RS 1972	TC2 -2000	21	<b>1:02:07.692</b>	3 Laps	118.5	4	<b>2:37.698</b>	133.4
18	38 Pierre MODAS/Frederic BERCHON		FORD Mustang 289 1965	TC1	21	<b>1:02:36.725</b>	3 Laps	117.6	8	<b>2:51.272</b>	122.8
19	59 Guy BURNICHON		BMW / 2800 CS / 1969	TC2 1966-1	21	<b>1:03:10.015</b>	3 Laps	116.5	5	<b>2:51.829</b>	122.4
20	70 Jean-Marie BELLETESTE		BMW 3.0 CSI 1972	TC1	21	<b>1:04:49.732</b>	3 Laps	113.5	3	<b>2:58.277</b>	118.0
21	42 Francisco SERRANO/Luis DELSO		ALFA ROMEO 1750 GTAM 1969	TC2 -2000	18	<b>1:03:14.558</b>	6 Laps	99.8	6	<b>3:09.282</b>	111.1

**Not classified:**

60	Clive JOY/Jarrah VENABLES		ROVER Vitesse TWR 1984 (GR.A)	TC2 1972-1	22	<b>1:03:04.482</b>			21	<b>2:41.050</b>	130.6
17	Claude BOISSY/Patrick BOURGUIGNON		FORD Escort 1600 RS 1974	TC2 -2000	21	<b>55:32.050</b>			3	<b>2:31.539</b>	138.8
48	Malcolm HARRISON/Patrick WATTS		MG Metro Turbo 1984 (GR.A)	TC2 -2000	20	<b>55:54.775</b>			9	<b>2:39.848</b>	131.6
2	Paul BEDDOW/Richard HOPE		BMW 635 Csi 1984 (GR.A)	TC2 1972-1	14	<b>38:34.518</b>			4	<b>2:37.113</b>	133.9
32	Richard DEPAGNEUX		BMW 530 1981	TC2 1972-1	13	<b>40:02.608</b>			5	<b>2:39.094</b>	132.2
40	Erik MARIS		BMW 3.0 CSL 1972	TC2 1972-1	11	<b>29:09.153</b>			9	<b>2:35.641</b>	135.1
21	Christian BOURIEZ/Georges-Edouard ALTIERI		BMW 635 Csi 1984 (GR.A)	TC2 1972-1	11	<b>33:48.837</b>			7	<b>2:41.815</b>	130.0
52	Yves SCEMAMA		FORD Capri 2600 RS 1971	TC2 1966-1	10	<b>25:38.284</b>			7	<b>2:32.726</b>	137.7
1	Steve DANCE		FORD Capri 2600 RS 1972	TC2 1972-1	10	<b>25:47.891</b>			6	<b>2:32.850</b>	137.6
46	Patrick WATTS/Malcolm HARRISON		MG Metro Turbo 1984 (GR.A)	TC2 -2000	6	<b>16:11.772</b>			6	<b>2:38.087</b>	133.0
51	Benjamin PORON		FORD Mustang GT Finspac 1984 (GR.A)	TC2 1972-1	4	<b>11:09.374</b>			3	<b>2:41.541</b>	130.2
39	Christophe VAN RIET/Raphaël DE BORMAN		FORD Capri MKIII 3.0S 1979	TC1	3	<b>8:22.464</b>			3	<b>2:45.606</b>	127.0
56	Vincent GLEYZE/Olivier MONOT		BMW 3.0 CSL 1972	TC2 1972-1	1	<b>9:13.543</b>					

**Not started**

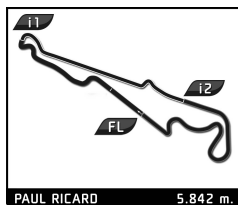
55	Michel MHITARIAN		BMW 3.0 CSL 1972	TC2 1972-1							
69	MR. JOHN OF B/David FERRER		FORD Capri 3100 RS Cologne 1974	TC2 1972-1							

<b>Pole Position</b>		G. TROMANS	<b>2:26.474</b>	143.6 Kph
<b>Fastest Lap</b>	Lap 6	Grant TROMANS	<b>2:26.674</b>	143.4 Kph

Published at: .....

Track Status: **DRY**

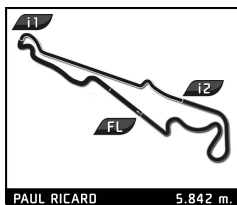
<b>Stewards:</b>	<b>Timekeeper:</b>
------------------	--------------------



## SIXTIES ENDURANCE DIX MILLE TOURS RACE ((120'))

Final Classification

Drivers	Team	Vehicle	Class	Laps	Total Time	Gap	Kph	Best Lap		
								Lap	Time	Kph
1 20 Christian DUMOLIN/Christophe VAN RIET		SHELBY Cobra 289 1965	GTS12	43	2:00:11.872	-	125.4	2	2:33.267	137.2
2 50 Ben GILL		SHELBY Cobra 1964	GTS12	43	2:01:05.050	+53.178	124.5	28	2:37.014	133.9
3 85 Grant TROMANS/Richard MEADEN		LOTUS Elan 26R 1964	GTS10	43	2:02:10.798	+1:58.926	123.4	24	2:39.458	131.9
4 289 Michel LECOURT/Raymond NRAC		SHELBY Cobra 289 1964	GTS12	42	2:00:12.342	1 Lap	122.5	42	2:36.501	134.4
5 83 Thomas KERN/Stephan PEYER		JAGUAR Type E 3.8L 1963	GTS12	42	2:00:30.648	1 Lap	122.2	37	2:38.827	132.4
6 124 Clive JOY/Jarrah VENABLES		SHELBY Mustang 350 GT 1965	GTS12	42	2:01:43.242	1 Lap	120.9	23	2:39.009	132.3
7 122 Nicolas CHAMBRON		SHELBY Cobra 289 1962	GTS12	42	2:02:07.802	1 Lap	120.5	3	2:40.391	131.1
8 2 Guy Fabrice MESTROT/José DA ROCHA		JAGUAR Type E 3.8L 1964	GTS12	42	2:02:08.891	1 Lap	120.5	26	2:41.478	130.2
9 132 Philippe GIAUQUE/François TRICHET		JAGUAR Type E 3.8L 1963	GTS12	42	2:02:26.171	1 Lap	120.2	14	2:41.067	130.6
10 67 Thomas STUDER		SHELBY Mustang 350 GT 1965	GTS12	42	2:02:45.020	1 Lap	119.9	37	2:40.741	130.8
11 77 Hugo PAYEN/Thomas LERICHE		JAGUAR Type E 3.8L 1963	GTS12	42	2:02:57.696	1 Lap	119.7	27	2:39.498	131.9
12 5 Charles DE VILLAUCCOURT/Ghislain BORRELY		JAGUAR Type E 3.8L 1963	GTS12	41	2:00:22.271	2 Laps	119.4	35	2:42.734	129.2
13 71 Claude NAHUM/Bernard THUNER		SHELBY Mustang 350 GT 1964	GTS12	41	2:00:56.219	2 Laps	118.8	35	2:41.450	130.3
14 6 Armand ADRIAANS/Kristoffer CARTENIAN		SHELBY Mustang 350 GT 1965	GTS12	41	2:02:06.152	2 Laps	117.7	37	2:41.286	130.4
15 18 John EMBERSON/Bill WYKEHAM		MORGAN SLR 1963	GTS11	41	2:02:15.484	2 Laps	117.5	4	2:47.729	125.4
16 94 Georges VERQUIN		LOTUS Elan 26R Shepacraft 1964	GTS10	40	2:00:22.375	3 Laps	116.6	37	2:46.406	126.4
17 64 Andrew SMITH		PORSCHE 911 2.0l 1964	GTS11	40	2:00:18.514	3 Laps	116.5	6	2:47.852	125.3
18 16 Damien KOHLER		PORSCHE 911 2.0l 1965	GTS11	40	2:00:23.086	3 Laps	116.5	35	2:48.568	124.8
19 211 Stéphane WIMEZ		AUSTIN HEALEY 3000 MK1 1960	GTS7	40	2:01:09.495	3 Laps	115.7	5	2:48.842	124.6
20 68 Michiel VAN DUJVENDIJK/Pascal PANDELAAR		PORSCHE 911 2.0l 1965	GTS11	40	2:01:40.375	3 Laps	115.2	24	2:48.014	125.2
21 97 Conrad C. ULRICH/Conrad M. ULRICH		ALFA ROMEO 1600 GTA 1965	TC8	40	2:01:55.156	3 Laps	115.0	12	2:49.861	123.8
22 14 Jan GIJZEN/Anthony SCHRAUWEN		LISTER Jaguar Knobbly 1958	TSRC6B	40	2:02:00.604	3 Laps	114.9	37	2:46.441	126.4
23 48 Dennis SINGLETON/Kevin JONES		JAGUAR Type E 3.8L 1961	GTS7B	40	2:02:20.614	3 Laps	114.6	19	2:48.283	125.0
24 75 Amaury LATHAM/Christian BAUD		JAGUAR Type E 3.8L 1964	GTS12	40	2:02:39.770	3 Laps	114.3	27	2:47.455	125.6
25 59 David HUXLEY/David CLARK		PORSCHE 911 2.0l 1965	GTS11	40	2:08:35.054	3 Laps	109.0	29	2:52.188	122.1
26 31 Charles FIRMENICH		SHELBY Cobra 289 1963	GTS12	39	2:00:38.678	4 Laps	113.3	33	2:45.424	127.1
27 201 Gaby von OPPENHEIM/Andreas MIDDENDORF		PORSCHE 911 2.0l 1965	GTS11	39	2:01:06.377	4 Laps	112.9	6	2:52.641	121.8
28 98 Patrick GUILLAUME-SCHMITT/Pascal RAJON		JAGUAR Type E 3.8L 1961	GTS7B	39	2:01:15.066	4 Laps	112.7	8	2:50.975	123.0
29 46 Christian BOURIEZ/Georges-Edouard ALTIERI		ALFA ROMEO 1600 GTA 1965	TC8	39	2:01:16.266	4 Laps	112.7	14	2:46.873	126.0
30 1 Pierre-Alain FRANCE/Erwin FRANCE		SHELBY Cobra 289 1963	GTS12	39	2:01:21.118	4 Laps	112.6	7	2:35.794	135.0
31 37 Jean BRANDENBURG/Lucien-Charles NICOLET		JAGUAR Type E 3.8L 1962	GTS12	39	2:01:32.356	4 Laps	112.5	23	2:52.697	121.8
32 78 Stephan KOENIG		PORSCHE 911 2.0l 1965	GTS11	39	2:01:54.269	4 Laps	112.1	28	2:54.539	120.5
33 40 Kim GAYER/Gilles COURAUDON		AUSTIN HEALEY 3000 Mk 1 1960	GTS7B	39	2:02:39.924	4 Laps	111.4	5	2:51.337	122.7
34 221 Gaël REGENT/Guillaume GOUBLE		MORGAN + 4 Super Sport 1962	GTS11	39	2:03:09.093	4 Laps	111.0	8	2:56.222	119.3
35 34 Claude SOUBISE		LOTUS Elite 1959	GT4B	38	2:00:15.943	5 Laps	110.8	32	2:58.194	118.0
36 38 Jean Michel GODET/Nicolas BERTHY		MG B 1965	GTS11	38	2:00:50.747	5 Laps	110.2	18	2:58.725	117.7
37 123 Laurent DESPLACES/Jean-Luc BOIS		SHELBY Mustang 350 GT 1965	GTS12	38	2:01:08.951	5 Laps	109.9	19	2:51.573	122.6
38 129 Malik KINDE/Julien LEMEILLE		MG B 1963	GTS11	38	2:01:15.900	5 Laps	109.8	35	2:56.262	119.3
39 7 Serge DELPLA		JAGUAR Type E 3.8L 1963	GTS12	38	2:01:27.912	5 Laps	109.7	17	2:53.590	121.2
40 35 Eric BELOUSSOFF/Benoît LUSSEAUD		PORSCHE 911 2.0l 1965	GTS11	38	2:01:38.889	5 Laps	109.5	38	2:57.810	118.3
41 49 Bill STEPHENS/Wil STEPHENS		PORSCHE 356 SC 1965	GTS10	38	2:01:44.085	5 Laps	109.4	6	2:51.475	122.6
42 19 MOZ/Olivier HUCHER		MG B 1963	GTS10	38	2:02:04.811	5 Laps	109.1	16	2:57.781	118.3
43 131 Paul WRIGHT/Nicolas MINASSIAN		LOTUS Elan 26R 1965	GTS10	37	1:47:22.400	6 Laps	120.8	25	2:40.808	130.8
44 15 Gilles COURAUDON/Maxime GRANSART		LOTUS Elite 1961	GT4B	37	2:00:45.108	6 Laps	107.4	11	2:57.641	118.4
45 42 Stéphane GUYOT-SIONNEST/Matthieu GUYOT-SIONNEST		TRIUMPH TR3 A 1959	GTS6B	37	2:01:13.515	6 Laps	107.0	19	3:02.585	115.2
46 62 Jeff MOYES		PORSCHE 356 A 1600 Speedline 1958	GTS5B	37	2:01:49.328	6 Laps	106.5	33	2:59.230	117.3
47 52 Alex DE REGUERO		PORSCHE 911 2.0l 1965	GTS11	37	2:02:10.449	6 Laps	106.2	33	3:03.126	114.8
48 39 Michel VERLIEFDEN/Anthony SCHRAUWEN		ASTON MARTIN DB 2 1952	GTS7A	36	2:00:55.152	7 Laps	104.4	13	3:05.600	113.3
49 65 Samuel LECOMTE/Richard DOUX		JAGUAR Type E 3.8L 1962	GTS12	35	2:01:33.340	8 Laps	100.9	23	2:49.936	123.8
50 89 Daniel SPADINI/Aldo MAGADA		JAGUAR Type E 3.8L 1964	GTS12	34	2:01:14.358	9 Laps	98.3	30	3:02.830	115.0
51 32 Marie-Claude FIRMENICH/Anne-Charlotte ROUSSEAU		PORSCHE 911 2.0l 1966	GTS11	34	2:02:37.660	9 Laps	97.2	14	3:14.467	108.1
52 86 Andrew BEVERLEY		SHELBY Cobra 289 1963	GTS12	33	1:33:55.499	10 Laps	123.2	24	2:35.647	135.1
53 81 Serge LIBENS/Jean-André COLLARD		AUSTIN HEALEY 3000 Mk 2 1959	GTS7B	32	1:37:27.710	11 Laps	115.1	19	2:45.578	127.0
54 88 Philipp OETTLI		AC Cobra 1963	GTS12	32	1:40:11.866	11 Laps	111.9	2	2:35.039	135.7
55 69 Adam DAWSON/Sanjeen TALWAR		PORSCHE 911 2.0l 1965	GTS11	31	1:43:42.288	12 Laps	104.8	16	2:52.330	122.0
56 161 Dominique GUENAT/Maxime GUENAT		JAGUAR Type E 3.8L 1965	GTS12	31	2:02:29.348	12 Laps	88.7	27	2:43.232	128.8
57 21 Stanislas BOURIEZ/Alice BOURIEZ		ALFA ROMEO Giulio Sprint GT 1965	TC8	30	2:00:44.015	13 Laps	87.1	6	3:10.044	110.7
<b>Not classified:</b>										
110 Sébastien BERCHON		AUSTIN HEALEY 100/4 1956	GTS7B	29	1:33:31.028			8	2:57.567	118.4
82 Xavier GALANT/Vincent NEURISSE		SHELBY Cobra 289 1964	GTS12	27	1:22:47.969			9	2:41.874	129.9
61 Yann GAY DE BERTHOIS/Tony FOUAN		JAGUAR Type E 3.8L 1963	GTS12	27	1:32:41.754			11	2:46.698	126.2
41 Jan GIJZEN/Bart BLOMMAERT		LOTUS Elite 1958	GT4B	27	1:35:27.359			25	3:08.502	111.6
120 Erik MARIS/Eric HELARY		MG B 1964	GTS11	26	1:24:44.481			17	2:54.144	120.8
117 Eric EVERARD/Christophe VAN RIET		SHELBY Cobra 289 1963	GTS12	23	1:08:16.399			2	2:41.975	129.8



**SIXTIES ENDURANCE  
DIX MILLE TOURS  
RACE ((120'))**

**Final Classification**

Drivers	Team	Vehicle	Class	Laps	Total Time	Gap	Kph	Best Lap		
								Lap	Time	Kph
108 Carlo VÖGELE		SHELBY Cobra 1963	GTS12	21	<b>56:59.871</b>			3	<b>2:40.338</b>	131.2
95 François MARBECK/Jean-Luc DURAND		LOTUS Elite 1961	GT4B	14	<b>46:08.110</b>			2	<b>3:07.817</b>	112.0
155 Franco MEINERS/Jean-Jacques GRAVIER		LOTUS / XV / 1959	TSRC4B	14	<b>1:08:10.694</b>			12	<b>2:44.249</b>	128.0
104 Georg NOLTE		BIZZARRINI A3/C Carlo Competizione 1965	TSRC12	13	<b>43:38.882</b>			6	<b>2:47.250</b>	125.7
76 Gilles RIVOALLON/Edouard DEGUEMP		PORSCHE 356 C 1964	GTS10	13	<b>1:04:08.876</b>			10	<b>3:09.132</b>	111.2
133 Robert BOOS/Pascal GOURY		JAGUAR Type E 3.8l 1963	GTS12	12	<b>35:03.419</b>			9	<b>2:43.094</b>	129.0
4 Alexis DE BEAUMONT/John BUSSELL		JAGUAR Type E 3.8L 1963	GTS12	10	<b>29:12.916</b>			4	<b>2:44.086</b>	128.2
225 Vincent GLEYZE/Olivier MONOT		CHEVROLET Corvette C1 1958	GTS12	7	<b>35:17.513</b>			2	<b>2:58.013</b>	118.1
99 Carlos MONTEVERDE/Gary PEARSON		SHELBY Cobra 289 1963	GTS12	6	<b>16:14.108</b>			3	<b>2:36.700</b>	134.2
130 Lucien GUITTENY/Maxime BOCHET		ALFA ROMEO 1600 GTA 1965	TC8	6	<b>1:16:02.266</b>					
115 Matthew HOLME		PORSCHE 911 2,0l 1965	GTS11	5	<b>38:48.016</b>					

**Not started**

11 Yvan MAHE/Guillaume MAHE		SHELBY Cobra 289 1965	TSRC6B							
29 Ivan VERCOUTERE/G�rard LOPEZ		LOTUS XV 1959	TSRC4B							
55 Lionel ROBERT/Claudio RODDARO		PORSCHE 550 A 1958	TSRC3B							
92 Dominique VANANTY		PORSCHE 911 2,0l 1965	GTS11							
100 Laurent GUIGNOT		TVR GRANTURA MK2 1962	GTS10							
550 Nicolas d'ETEREN/Fr�d�ric de VUYST		PORSCHE 550 A 1955	TSRC3A							

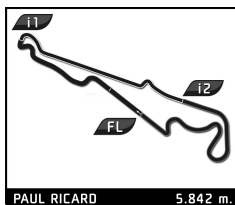
<b>Pole Position</b>		C. DUMOLIN	<b>2:32.202</b>	138.2 Kph
<b>Fastest Lap</b>	Lap 2	Christian DUMOLIN	<b>2:33.267</b>	137.2 Kph

CAR 67 - PENALTY OF 2 MIN. DUE TO JUMP START  
 CARS 59 AND 104 - PENALTY OF 6 MIN. DUE TO JUMP START  
 CAR 46 - PENALTY OF 1 LAP DUE TO WRONG PIT WINDOW  
 CAR 161 - PENALTY OF 2 LAPS DUE TO WRONG PIT WINDOW  
 CAR 77 - PENALTY OF 1 MIN. DUE TO TRACK LIMITS

Published at: .....

Track Status: **DRY**

<b>Stewards:</b>	<b>Timekeeper:</b>
------------------	--------------------



**TROFEO NASTRO ROSSO**  
DIX MILLE TOURS  
RACE 1 ((35'))

Final Classification

Drivers	Team	Vehicle	Class	Laps	Total Time	Gap	Kph	Best Lap		
								Lap	Time	Kph
1 99 Carlos MONTEVERDE/Gary PEARSON		FERRARI 250 LM 1964		14	<b>37:27.938</b>	-	131.0	10	<b>2:38.650</b>	132.6
2 16 Lukas HALUSA		FERRARI 250 GT Breadvan 1962		14	<b>37:49.165</b>	+21.227	129.8	3	<b>2:39.951</b>	131.5
3 104 Georg NOLTE		BIZZARRINI J3/C Carlo Competizione 1965		14	<b>38:53.148</b>	+1:25.210	126.2	12	<b>2:42.205</b>	129.7
4 41 Jan GUJZEN		FERRARI 275 GTB 4 1966		14	<b>39:04.481</b>	+1:36.543	125.6	9	<b>2:43.137</b>	128.9
5 59 Gaby VON OPPENHEIM		OSCA 2000 S 1959		14	<b>39:19.640</b>	+1:51.702	124.8	7	<b>2:45.903</b>	126.8
6 53 Heiner OETTLI		BIZZARRINI Grifo 5300 1965		14	<b>39:19.985</b>	+1:52.047	124.8	8	<b>2:46.264</b>	126.5
7 6 Carlo VÖGELE		MASERATI 300 S 1955		14	<b>39:20.763</b>	+1:52.825	124.7	8	<b>2:46.078</b>	126.6
8 58 Conrad M. ULRICH		MASERATI 300 S 1955		14	<b>39:38.082</b>	+2:10.144	123.8	8	<b>2:46.826</b>	126.1
9 100 Peter VÖGELE		PORSCHE 718 RS 60 1960		14	<b>39:58.235</b>	+2:30.297	122.8	12	<b>2:47.425</b>	125.6
10 17 Eric EVERARD		FERRARI 275 GTB 1965		14	<b>40:03.602</b>	+2:35.664	122.5	11	<b>2:47.281</b>	125.7
11 47 Jean-Jacques BALLY		FERRARI 250 GT Berlinetta 1961		14	<b>42:09.748</b>	+4:41.810	116.4	8	<b>2:47.217</b>	125.8
12 75 Laurent DESPLACES/Jean-Luc BOIS		FERRARI 275 GTB 1966		13	<b>37:56.022</b>	1 Lap	120.1	11	<b>2:48.399</b>	124.9
13 66 Dennis SINGLETON		FERRARI 275 GTB 1965		13	<b>38:13.905</b>	1 Lap	119.2	13	<b>2:54.297</b>	120.7
14 3 Laurent LEVAUX		FERRARI 275 GTB 1965		13	<b>38:30.857</b>	1 Lap	118.3	9	<b>2:52.850</b>	121.7
15 29 Xavier GALANT		ALFA ROMEO Giulietta 1300 SZ 1962		13	<b>40:05.707</b>	1 Lap	113.6	4	<b>3:03.560</b>	114.6
16 8 Nicolas TRABER/Christian TRABER		FIAT 8V Zagato 1953		12	<b>37:56.378</b>	2 Laps	110.9	2	<b>3:05.506</b>	113.4
17 12 Jean-François PIQUET		ALFA ROMEO Giulietta 1300 SZ 1960		12	<b>38:22.033</b>	2 Laps	109.6	7	<b>3:09.075</b>	111.2
<b>Not classified:</b>										
21 Clive JOY		FERRARI 250 LM 1964		8	<b>22:44.747</b>			6	<b>2:46.129</b>	126.6
62 Marcus LINDKVIST		FERRARI 250 GT Berlinetta 1961		4	<b>11:13.429</b>			3	<b>2:46.181</b>	126.6
38 Lucien GUIITTENY		ALFA ROMEO TZ 1 1965		4	<b>11:37.066</b>			3	<b>2:46.775</b>	126.1
20 Christian DUMOLIN		FERRARI 250 GT Berlinetta 1962		2	<b>5:37.847</b>			2	<b>2:48.428</b>	124.9

<b>Pole Position</b>	C. MONTEVERDE	<b>2:38.385</b>	132.8 Kph
<b>Fastest Lap</b>	Lap 10 Carlos MONTEVERDE	<b>2:38.650</b>	132.6 Kph

CAR N° 47 PENALTY OF 2 MIN. DUE TO JUMP START

Published at: .....

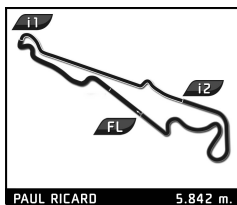
Track Status:

**DRY**

Stewards:

Timekeeper:





**TROFEO NASTRO ROSSO**  
DIX MILLE TOURS  
RACE 2 ((35'))

Final Classification

Drivers	Team	Vehicle	Class	Laps	Total Time	Gap	Kph	Best Lap		
								Lap	Time	Kph
<b>1</b> 99 Carlos MONTEVERDE/Gary PEARSON		FERRARI 250 LM 1964		13	<b>34:59.524</b>	-	130.2	4	<b>2:39.525</b>	131.8
<b>2</b> 16 Lukas HALUSA		FERRARI 250 GT Breadvan 1962		13	<b>35:03.589</b>	+4.065	130.0	2	<b>2:40.280</b>	131.2
<b>3</b> 41 Jan GIJZEN		FERRARI 275 GTB 4 1966		13	<b>36:39.258</b>	+1:39.734	124.3	5	<b>2:47.740</b>	125.4
<b>4</b> 104 Georg NOLTE		BIZZARRINI A3/C Cirio Competizione 1965		13	<b>36:52.831</b>	+1:53.307	123.6	12	<b>2:47.658</b>	125.4
<b>5</b> 6 Carlo VÖGELE		MASERATI 300 S 1955		13	<b>36:55.385</b>	+1:55.861	123.4	12	<b>2:47.775</b>	125.4
<b>6</b> 100 Peter VÖGELE		PORSCHE 718 RS 60 1960		13	<b>36:56.340</b>	+1:56.816	123.4	10	<b>2:47.675</b>	125.4
<b>7</b> 53 Heiner OETTLI		BIZZARRINI Grifo 5300 1965		13	<b>37:10.158</b>	+2:10.634	122.6	11	<b>2:47.579</b>	125.5
<b>8</b> 58 Conrad M. ULRICH		MASERATI 300 S 1955		13	<b>37:12.274</b>	+2:12.750	122.5	13	<b>2:48.856</b>	124.6
<b>9</b> 47 Jean-Jacques BALLY		FERRARI 250 GT Berlinetta 1961		13	<b>37:14.631</b>	+2:15.107	122.3	12	<b>2:49.434</b>	124.1
<b>10</b> 38 Lucien GUITTENY		ALFA ROMEO TZ 1 1965		13	<b>37:37.670</b>	+2:38.146	121.1	8	<b>2:50.255</b>	123.5
<b>11</b> 66 Dennis SINGLETON		FERRARI 275 GTB 1965		13	<b>37:46.177</b>	+2:46.653	120.6	9	<b>2:51.868</b>	122.4
<b>12</b> 3 Laurent LEVAUX		FERRARI 275 GTB 1965		13	<b>37:59.996</b>	+3:00.472	119.9	6	<b>2:52.012</b>	122.3
<b>13</b> 75 Laurent DESPLACES/Jean-Luc BOIS		FERRARI 275 GTB 1966		12	<b>36:41.969</b>	1 Lap	114.6	2	<b>2:57.119</b>	118.7
<b>14</b> 29 Xavier GALANT		ALFA ROMEO Giulietta 1300 SZ 1962		12	<b>37:03.576</b>	1 Lap	113.5	8	<b>3:03.826</b>	114.4
<b>15</b> 17 Eric EVERARD		FERRARI 275 GTB 1965		12	<b>37:27.196</b>	1 Lap	112.3	10	<b>2:49.608</b>	124.0
<b>16</b> 8 Nicolas TRABER/Christian TRABER		FIAT 8V Zagato 1953		12	<b>38:02.082</b>	1 Lap	110.6	4	<b>3:06.249</b>	112.9
<b>17</b> 12 Jean-François PIQUET		ALFA ROMEO Giulietta 1300 SZ 1960		11	<b>35:27.169</b>	2 Laps	108.8	11	<b>3:10.149</b>	110.6
<b>Not classified:</b>										
59 Gaby VON OPPENHEIM		OSCA 2000 S 1959		6	<b>17:38.297</b>			3	<b>2:53.831</b>	121.0
20 Christian DUMOLIN		FERRARI 250 GT Berlinetta 1962		4	<b>11:33.136</b>			3	<b>2:50.055</b>	123.7
62 Marcus LINDKVIST		FERRARI 250 GT Berlinetta 1961								
<b>Not started</b>										
21 Clive JOY		FERRARI 250 LM 1964								

Pole Position

C. MONTEVERDE

Fastest Lap

Lap 4

Carlos MONTEVERDE

**2:39.525**

131.8 Kph

Published at: .....

Track Status:

**DRY**

Stewards:

Timekeeper: